

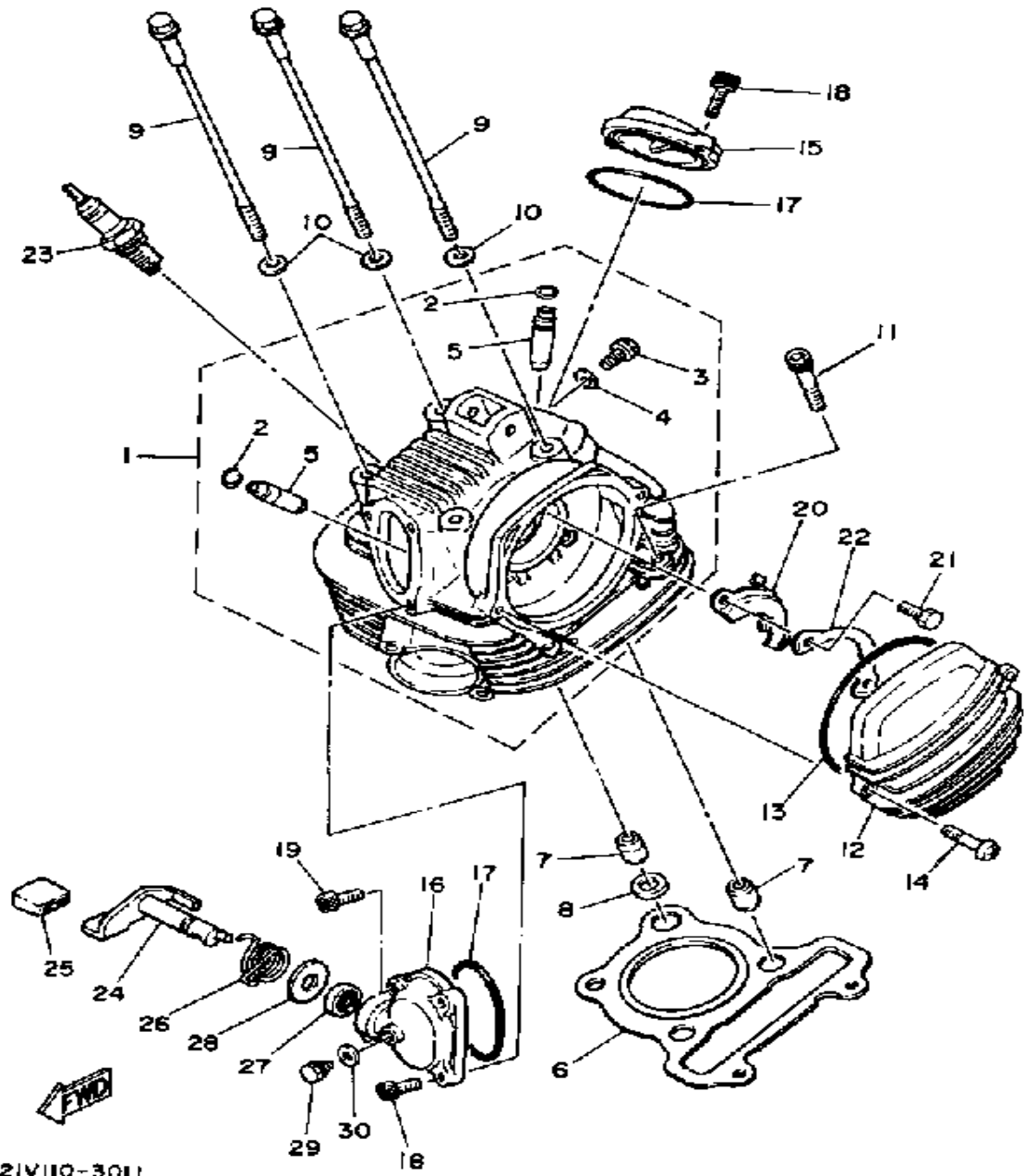
YAMAHA

GENUINE

PARTS CATALOGUE

ALL TERRAIN VEHICLE

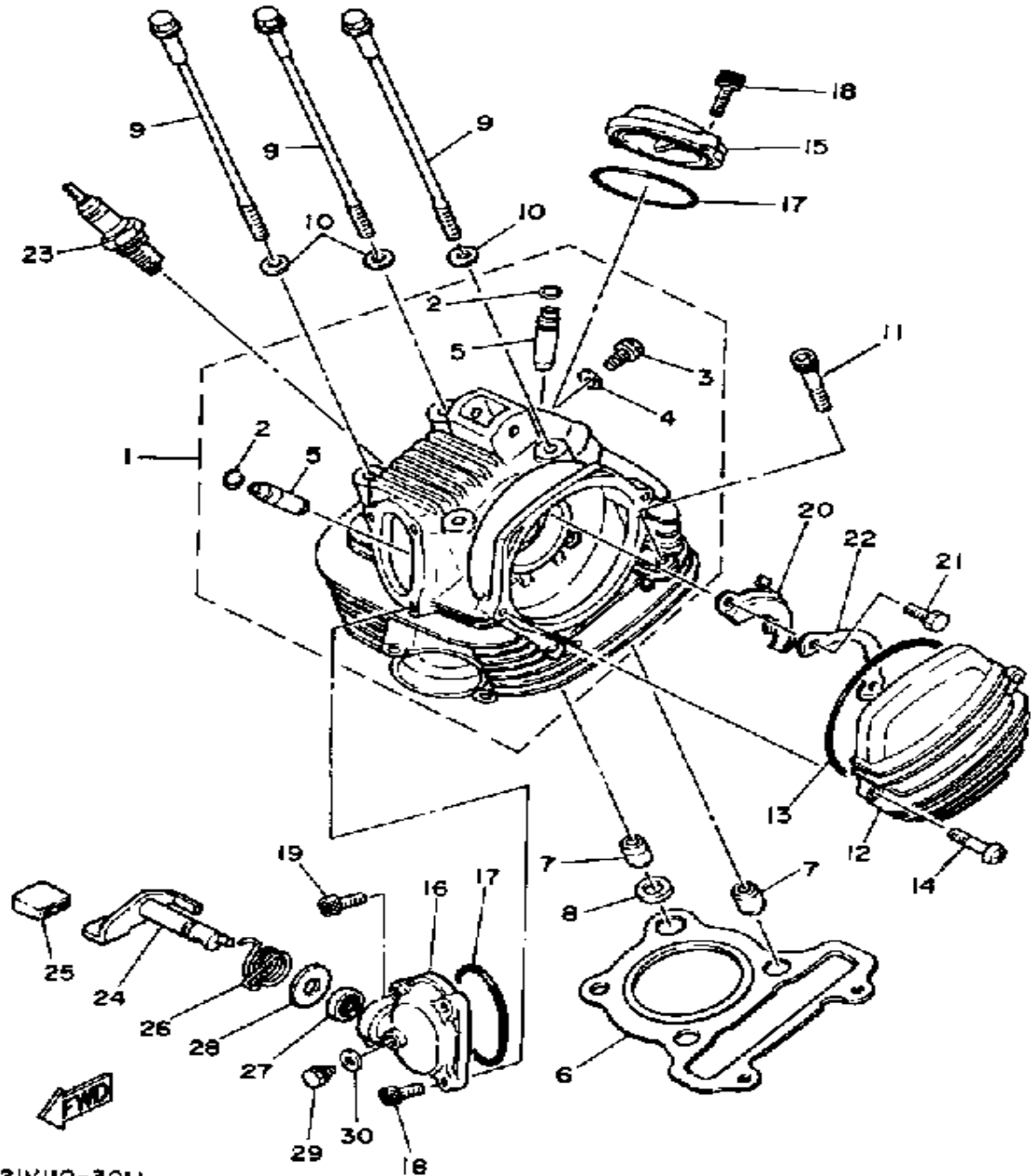
CYLINDER HEAD



| Ref. No. | Part Number | Description | Qty | Remarks |
|----------|-----------------|-------------------------------|-----|---------|
| 1 | 15A-11110-01-00 | CYLINDER HEAD ASSEMBLY | 1 | |
| 2 | 93440-10085-00 | . CIRCLIP | 2 | |
| 3 | 90153-06045-00 | . SCREW, HEXAGON | 1 | |
| 4 | 90430-06014-00 | . GASKET | 1 | |
| 5 | 5H0-11133-10-00 | . GDE, INTK VLV 1 O/S | 2 | |
| 6 | 1NU-11181-00-00 | GASKET, CYLINDER HEAD 1 | 1 | |
| 7 | 99530-14016-00 | PIN, DOWEL | 3 | |
| 8 | 90430-14131-00 | GASKET | 1 | |
| 9 | 90105-08195-00 | BOLT, WASHER BASED | 4 | |
| 10 | 90201-080L7-00 | WASHER, PLATE | 4 | |
| 11 | 91316-08045-00 | BOLT, SOCKET HEAD | 2 | |
| 12 | 15A-11185-00-00 | CVR, CYLINDER HD SIDE 1SIDE 1 | 1 | |
| 13 | 93211-05471-00 | O-RING | 1 | |
| 14 | 98516-06020-00 | SCREW, PAN HEAD | 2 | |
| 15 | 15A-11186-00-00 | COVER, CYLINDER.HEAD 2SIDE 2 | 1 | |
| 16 | 21V-11187-01-00 | COVER, CYLINDER.HEAD 3SIDE 3 | 1 | |
| 17 | 93210-57634-00 | O-RING | 2 | |
| 18 | 91316-06018-00 | BOLT, SOCKET HEAD | 4 | |
| 19 | 90109-06717-00 | BOLT | 1 | |
| 20 | 5H0-1111F-00-00 | PLATE | 1 | |
| 21 | 97013-06012-00 | BOLT | 2 | |
| 22 | 90215-06184-00 | WASHER, LOCK | 1 | |
| 23 | NGK-D7EA0-00-00 | PLUG, SPARK (NGK D7EA) | 1 | U.R. |
| 24 | 24W-12288-00-00 | CAM, DCOMP | 1 | |
| 25 | 24W-12275-00-00 | COVER, DECOM.LEVER | 1 | |
| 26 | 90508-12610-00 | SPRING, TORSION | 1 | |
| 27 | 93102-12321-00 | OIL SEAL, SD-TYPE | 1 | |

CONTINUED ON NEXT FRAME ►

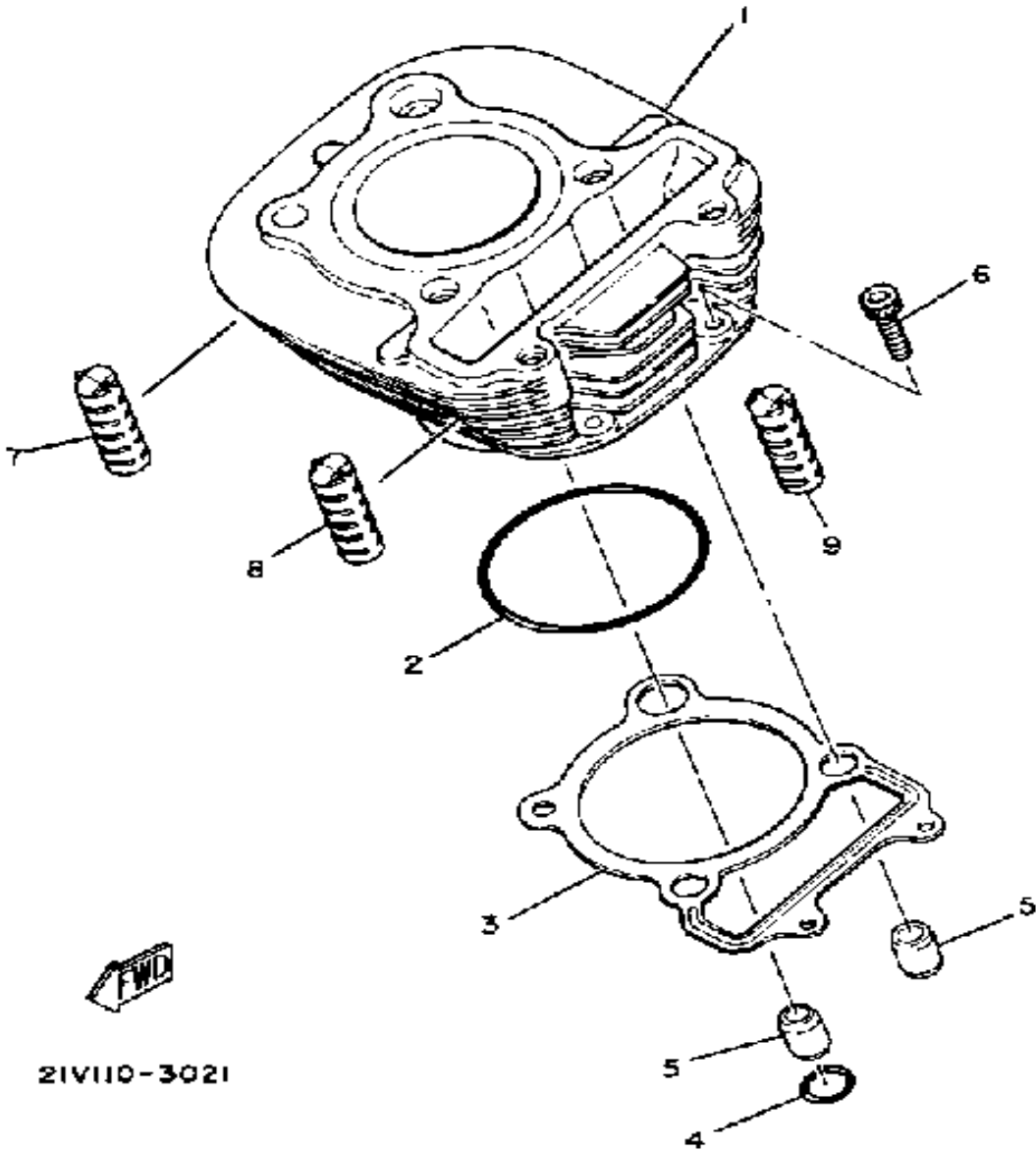
CYLINDER HEAD



| Ref. No. | Part Number | Description | Qty | Remarks |
|----------|----------------|---------------------|-----|---------|
| 28 | 90201-12588-00 | WASHER, PLATE | 1 | |
| 29 | 90109-06418-00 | BOLT | 1 | |
| 30 | 90430-06014-00 | GASKET | 1 | |

21V110-3011

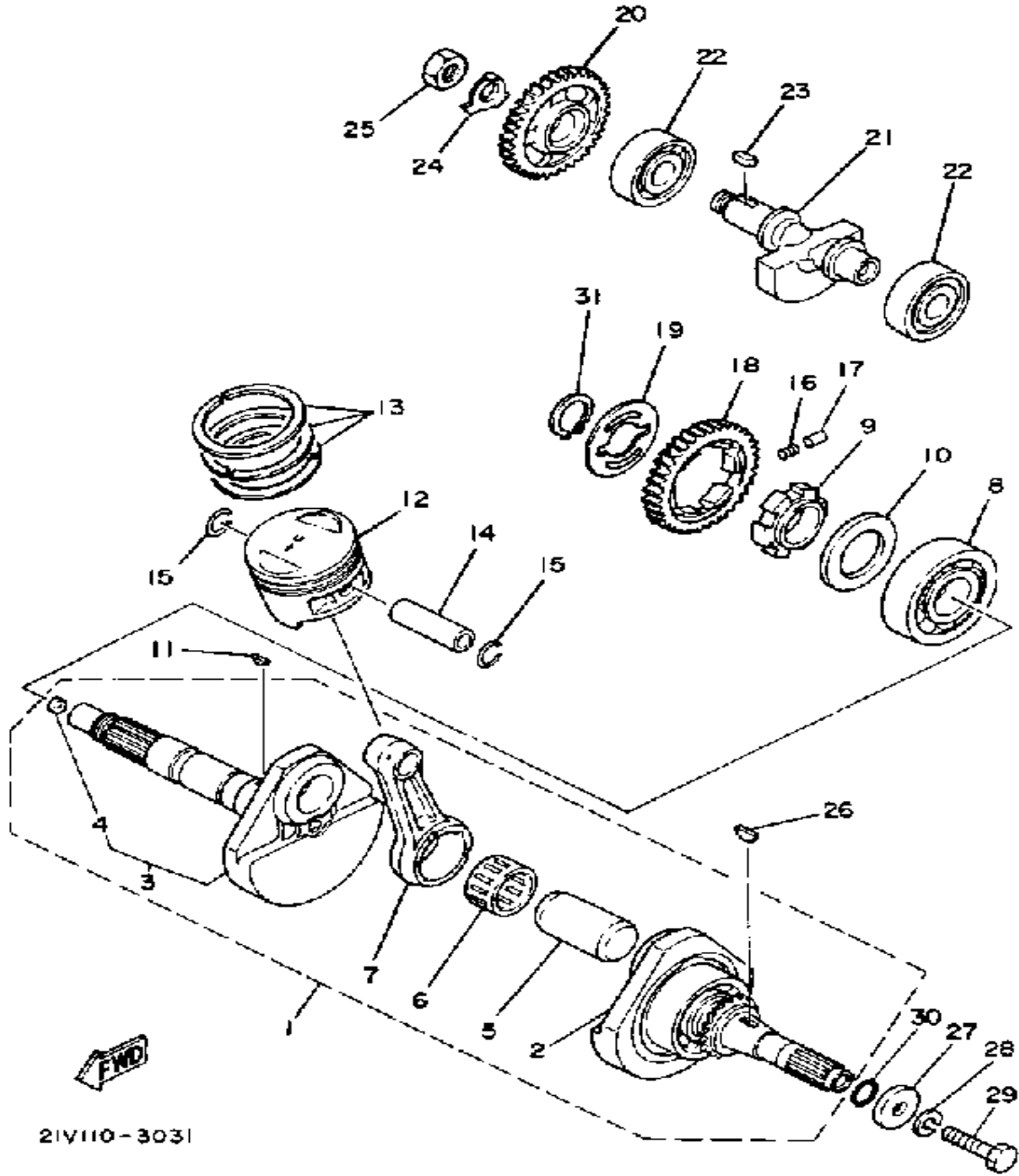
CYLINDER



21V110-3021

| Ref. No. | Part Number | Description | Qty | Remarks |
|----------|-----------------|-------------------------------|-----|---------|
| 1 | 21V-11310-00-00 | CYLINDER | 1 | |
| 2 | 93210-71470-00 | O-RING (93210-72529-00) | 1 | |
| 3 | 4CS-11351-00-00 | GASKET CYLINDER | 1 | |
| 4 | 93210-13361-00 | O-RING | 1 | |
| 5 | 99530-14016-00 | PIN, DOWEL | 2 | |
| 6 | 91316-06025-00 | BOLT | 2 | |
| 7 | 15A-11162-00-00 | ABSORBER 2 | 2 | |
| 8 | 5H0-11161-00-00 | ABSORBER 1 | 2 | |
| 9 | 15A-11162-00-00 | ABSORBER 2 | 1 | |

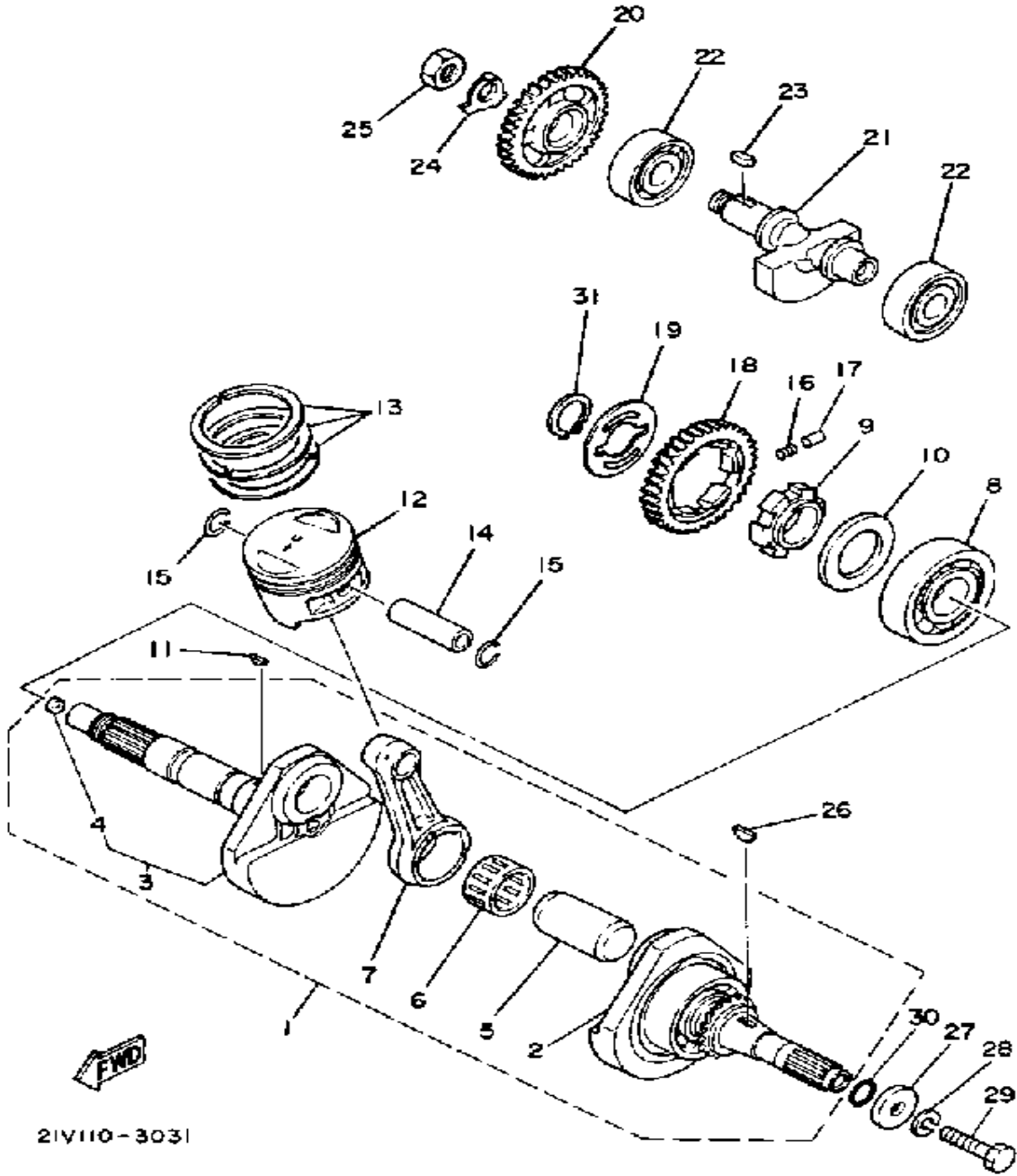
CRANKSHAFT-PISTON



| Ref. No. | Part Number | Description | Qty | Remarks |
|----------|-----------------|------------------------------|-----|-----------|
| 1 | 99999-01952-00 | CRANKSHAFT ASSEMBLY | 1 | |
| 2 | 24W-W1141-00-00 | . CRANK 1 | 1 | |
| 3 | 21V-11422-00-00 | . CRANK 2 | 1 | |
| 4 | 90331-09041-00 | .. PLUG | 1 | |
| 5 | 5H0-11681-00-00 | . PIN, CRANK 1 | 1 | |
| 6 | 93310-530J3-00 | . BEARING | 1 | |
| 7 | 15A-11651-00-00 | . ROD, CONNECTING | 1 | |
| 8 | 93306-30615-00 | BEARING (B6306) | 1 | |
| 9 | 59V-11496-00-00 | BOSS, BUFFER (21V-11496-00) | 1 | |
| 10 | 90201-406F4-00 | WASHER, PLATE | 1 | |
| 11 | 90280-03017-00 | KEY, WOODRUFF | 1 | |
| 12 | 21V-11631-00-Y0 | PISTON STD | 1 | |
| | 21V-11636-00-00 | PISTON 2 O/S 0.0 | 1 | ALT. PART |
| | 21V-11638-00-00 | PISTON 4 O/S 1.0 | 1 | ALT. PART |
| 13 | 21V-11610-01-00 | PISTON RINGSET STD | 1 | |
| | 21V-11610-20-00 | PISTON RINGSET 2ND (2ND O/S) | 1 | ALT. PART |
| | 21V-11610-40-00 | PISTON RINGSET 4TH (4TH O/S) | 1 | ALT. PART |
| 14 | 58L-11633-00-00 | PIN, PISTON | 1 | |
| 15 | 93450-17044-00 | CIRCLIP | 2 | |
| 16 | 90501-21133-00 | SPRING, COMPRESSION | 6 | |
| 17 | 93605-10090-00 | PIN, DOWEL | 3 | |
| 18 | 5H0-11536-00-00 | GEAR, DRIVE (38T) | 1 | |
| 19 | 90201-266F5-00 | WASHER, PLATE | 1 | |
| 20 | 5H0-11531-00-00 | GEAR, BALANCE WEIGHT (38T) | 1 | |
| 21 | 15A-11454-00-00 | WEIGHT 1 | 1 | |
| 22 | 93306-30427-00 | BEARING | 2 | |
| 23 | 90282-05013-00 | KEY, STRAIGHT | 1 | |

CONTINUED ON NEXT FRAME ►

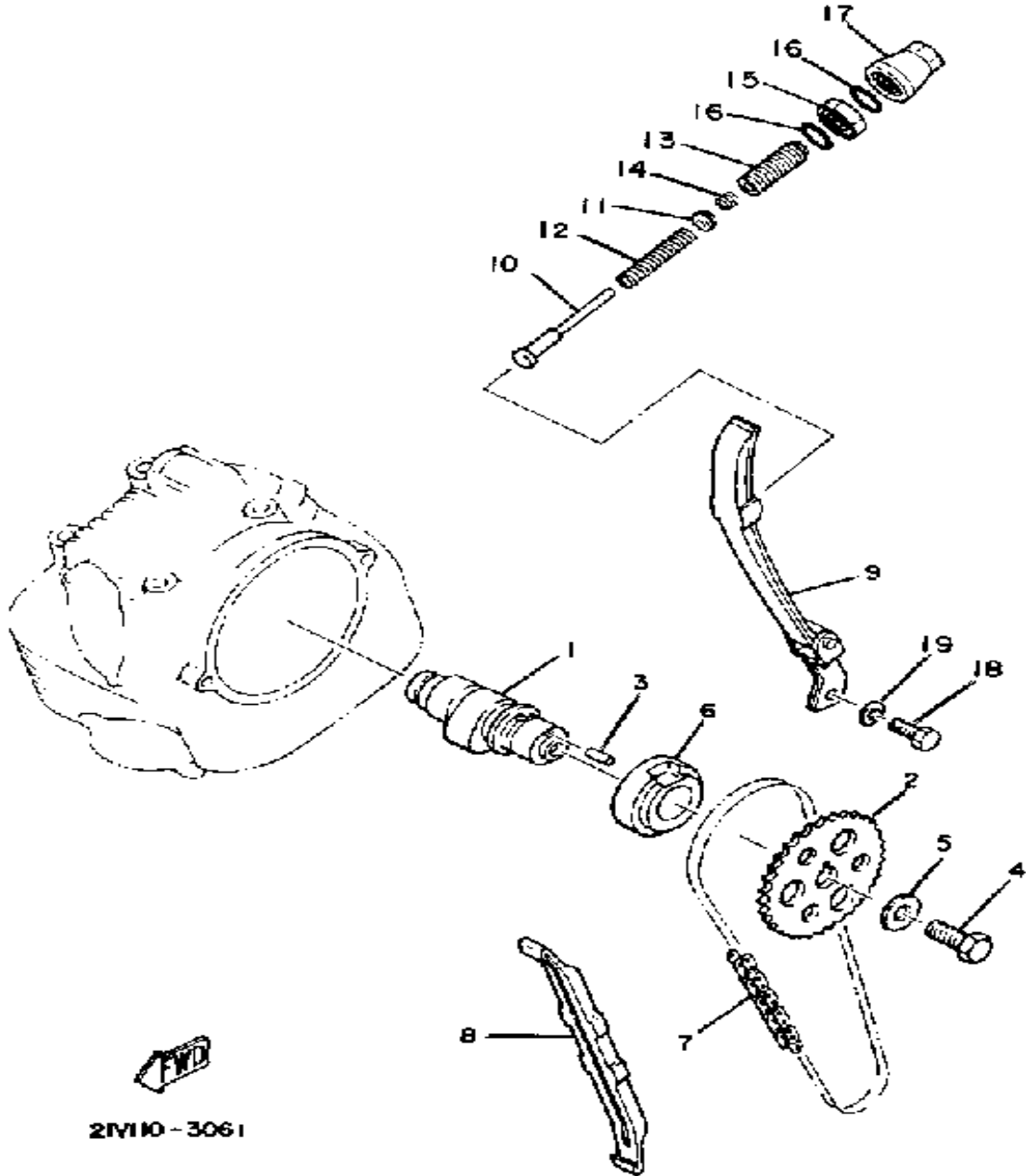
CRANKSHAFT-PISTON



| Ref. No. | Part Number | Description | Qty | Remarks |
|----------|----------------|---------------|-----|---------|
| 24 | 90215-14185-00 | WASHER, LOCK | 1 | |
| 25 | 90170-14284-00 | NUT | 1 | |
| 26 | 90280-16053-00 | KEY, WOODRUFF | 1 | |
| 27 | 90201-107F8-00 | WASHER, PLATE | 1 | |
| 28 | 92990-10100-00 | LOCKWASHER | 1 | |
| 29 | 90101-10568-00 | BOLT | 1 | |
| 30 | 93210-16290-00 | O-RING | 1 | |
| 31 | 99009-26400-00 | CIRCLIP | 1 | |

21V110-3031

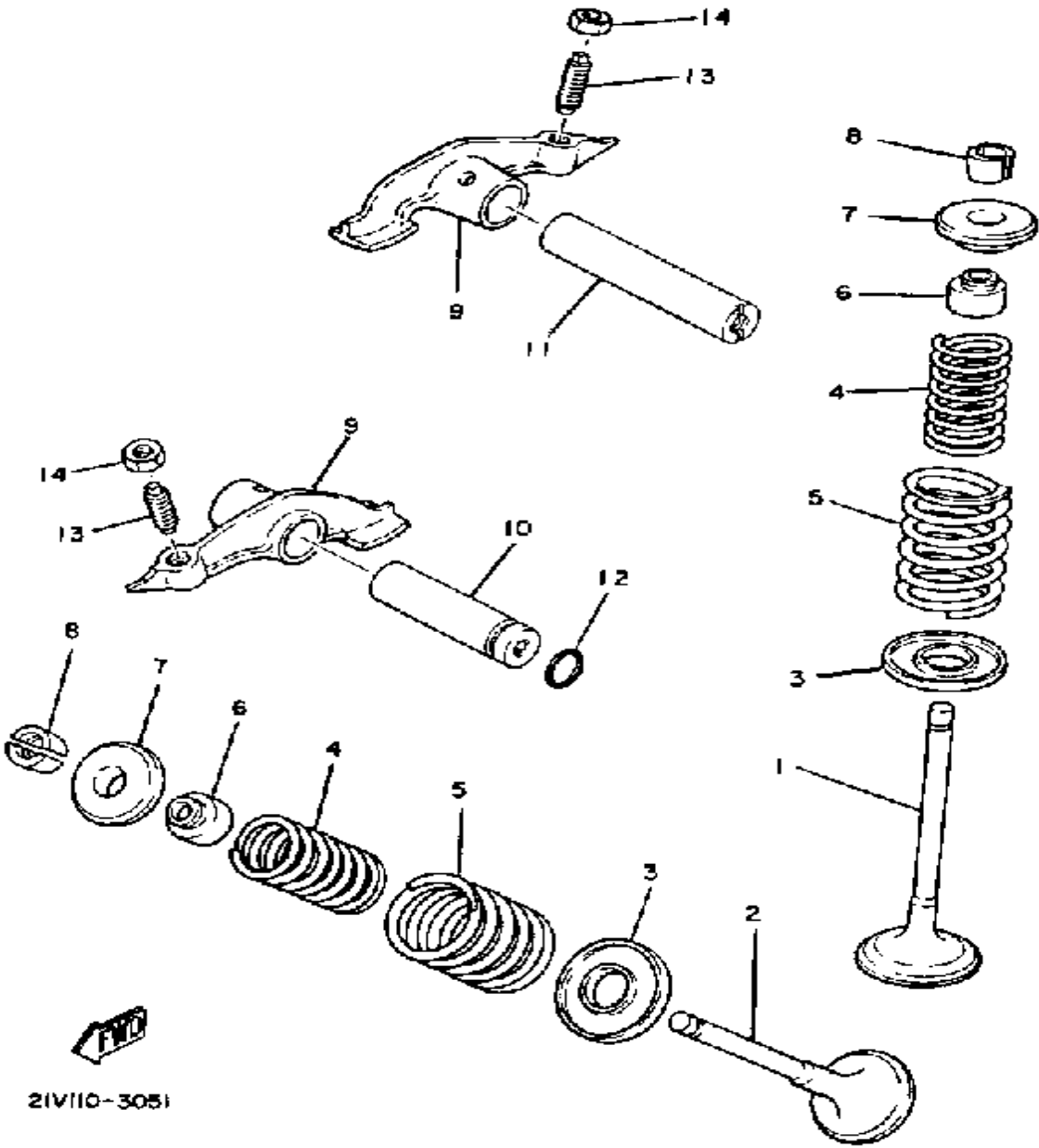
CAMSHAFT CHAIN



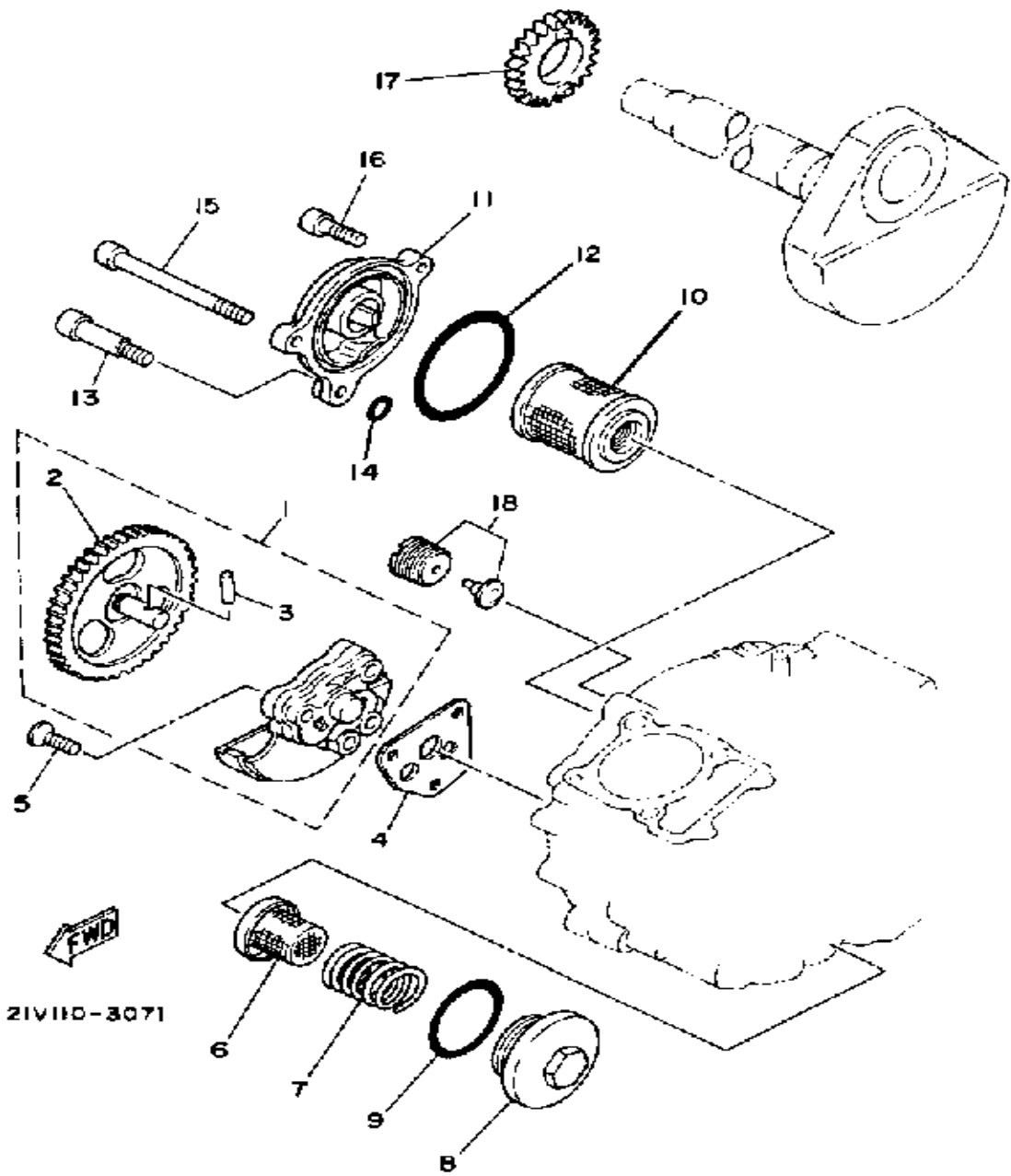
| Ref. No. | Part Number | Description | Qty | Remarks |
|----------|-----------------|---------------------------|-----|---------|
| 1 | 5N0-12171-01-00 | CAMSHAFT 1 | 1 | |
| 2 | 5H0-12176-00-00 | SPROCKET, CAM CHAIN (40T) | 1 | |
| 3 | 93604-10011-00 | PIN, DOWEL | 1 | |
| 4 | 90101-10303-00 | BOLT | 1 | |
| 5 | 90201-10774-00 | WASHER, PLATE | 1 | |
| 6 | 90387-255F3-00 | COLLAR | 1 | |
| 7 | 94580-41104-00 | CHAIN | 1 | |
| 8 | 5H0-12231-00-00 | GUIDE, STOPPER 1 | 1 | |
| 9 | 5N0-12241-00-00 | GUIDE, STOPPER 2 | 1 | |
| 10 | 25A-12217-00-00 | ROD, CHN TENSIONER | 1 | |
| 11 | 3Y1-12232-00-00 | DAMPER | 1 | |
| 12 | 90501-10587-00 | SPRING, COMPRESSION | 1 | |
| 13 | 90149-14182-00 | SCREW, SPEC'L SHAPE | 1 | |
| 14 | 90501-22721-00 | SPRING, COMPRESSION | 1 | |
| 15 | 90179-14298-00 | NUT, SPEC'L SHAPE | 1 | |
| 16 | 93210-16629-00 | O-RING | 2 | |
| 17 | 3Y1-12212-00-00 | CASE, CHAIN TENSNR | 1 | |
| 18 | 97011-06016-00 | BOLT | 2 | |
| 19 | 90201-061A5-00 | WASHER, PLATE | 2 | |

VALVE

| Ref. No. | Part Number | Description | Qty | Remarks |
|----------|-----------------|---------------------------|-----|---------|
| 1 | 5H0-12111-00-00 | VALVE, INTAKE | 1 | |
| 2 | 5H0-12121-00-00 | VALVE, EXHAUST | 1 | |
| 3 | 4G0-12116-01-00 | SEAT, VALVE SPRING | 2 | |
| 4 | 4G0-12113-01-00 | SPRING, VALVE INNER | 2 | |
| 5 | 4G0-12114-01-00 | SPRING, VALVE OUTER | 2 | |
| 6 | 5H0-12119-00-00 | SEAL, VALVE STEM | 2 | |
| 7 | 4G0-12117-00-00 | RETAINER, VALVE SPRING .. | 2 | |
| 8 | 4G0-12118-00-00 | COTTER, VALVE | 4 | |
| 9 | 24W-12151-00-00 | ARM, VALVE ROCKER | 2 | |
| 10 | 5H0-12156-00-00 | SHAFT, ROCKER 2 | 1 | |
| 11 | 5H0-12146-00-00 | SHAFT, ROCKER | 1 | |
| 12 | 93210-09350-00 | O-RING | 1 | |
| 13 | 3Y1-12159-00-00 | SCREW, VALVE ADJUSTING .. | 2 | |
| 14 | 90170-06128-00 | NUT | 2 | |

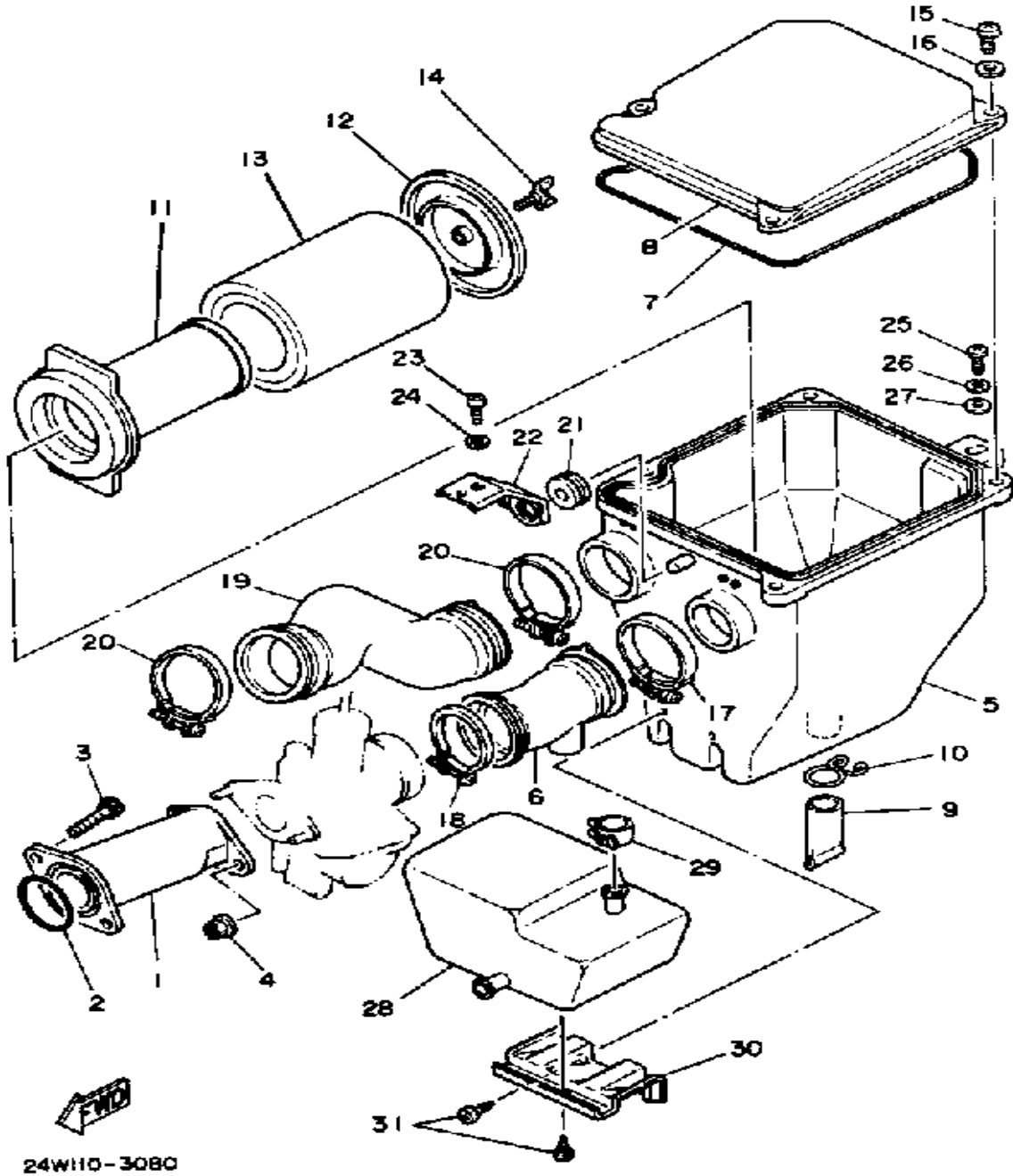


OIL PUMP



| Ref. No. | Part Number | Description | Qty | Remarks |
|----------|-----------------|-------------------------------|-----|---------|
| 1 | 21V-13300-00-00 | OIL PUMP ASSEMBLY | 1 | |
| 2 | 21V-13326-00-00 | . GEAR, PUMP DRIVEN 2 (41T) | 1 | |
| 3 | 93603-12030-00 | . PIN, DOWEL | 1 | |
| 4 | 4BE-13329-00-00 | GASKET, PUMP COVER | 1 | |
| 5 | 98701-06030-00 | SCREW, FLAT HEAD | 3 | |
| 6 | 51Y-13411-00-00 | STRAINER, OIL | 1 | |
| 7 | 90501-18576-00 | SPRING, COMPRESSION | 1 | |
| 8 | 5H0-15351-00-00 | PLUG, DRAIN | 1 | |
| 9 | 93210-35389-00 | O-RING | 1 | |
| 10 | 5H0-13440-00-00 | ELEMENT ASSEMBLY, OIL CLEANER | 1 | |
| 11 | 15A-13447-00-00 | COVER, OIL ELEMENT | 1 | |
| 12 | 93210-54175-00 | O-RING | 1 | |
| 13 | 90109-06419-00 | BOLT | 1 | |
| 14 | 93210-07135-00 | O-RING | 1 | |
| 15 | 91316-06020-00 | BOLT, SOCKET HEAD | 1 | |
| 16 | 91316-06115-00 | BOLT, SOCKET HEAD | 1 | |
| 17 | 21V-13324-00-00 | GEAR, PUMP DRIVE | 1 | |
| 18 | 21V-13409-01-00 | CHECK VALVE ASSEMBLY | 1 | |

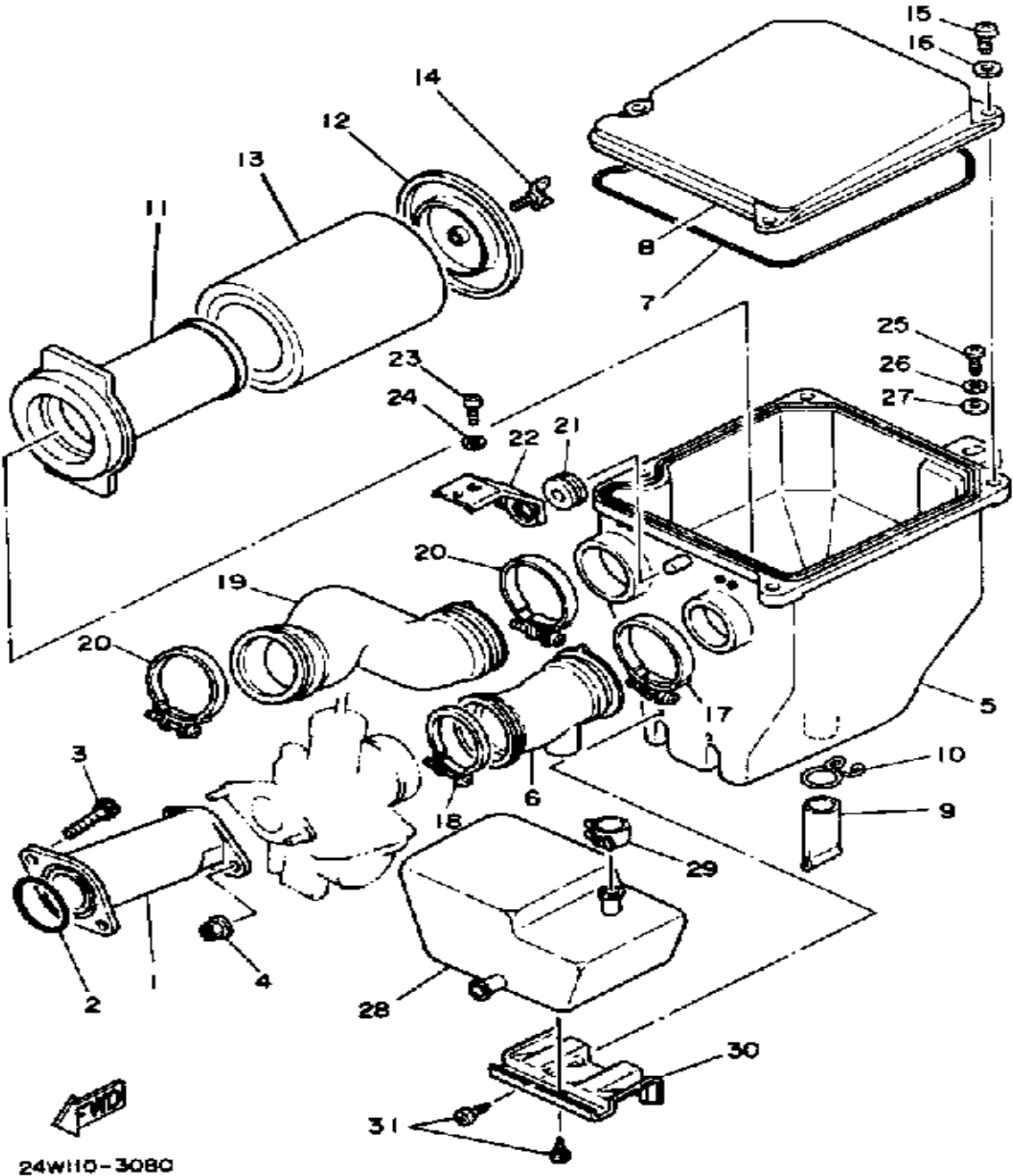
AIR CLEANER



| Ref. No. | Part Number | Description | Qty | Remarks |
|----------|-----------------|-------------------------------|-----|---------------|
| 1 | 24W-13586-02-00 | JOINT, CARBURETOR 1 | 1 | |
| 2 | 93210-35537-00 | O-RING | 1 | |
| 3 | 91316-06020-00 | BOLT, SOCKET HEAD | 2 | |
| 4 | 95701-06500-00 | NUT, FLANGE | 2 | |
| 5 | 21V-14411-00-00 | CASE, AIR CLEANER 1 | 1 | |
| 6 | 24W-14453-00-00 | JOINT, AIR CLNR 1 | 1 | |
| 7 | 1VJ-14462-00-00 | SEAL | 1 | |
| 8 | 21V-14412-00-00 | CAP, CLEANER CASE 1 | 1 | |
| 9 | 59V-14457-00-00 | SEAL | 1 | |
| 10 | 90467-22080-00 | CLIP | 1 | |
| 11 | 21V-14458-01-00 | GUIDE, ELEMENT | 1 | |
| 12 | 21V-14468-00-00 | PLATE, ELEMENT FTNG | 1 | |
| 13 | 21V-14450-90-00 | ELEMENT ASSEMBLY CLEANER | 1 | U.R. DRY TYPE |
| | 21V-14451-00-00 | ELEMENT, AIR CLNR (STD) | 1 | U.R. WET TYPE |
| 14 | 90122-05018-00 | BOLT, WING | 1 | |
| 15 | 98580-05016-00 | SCREW, PAN HEAD (98501-05016) | 4 | |
| 16 | 92901-05600-00 | WASHER, PLATE | 4 | |
| 17 | 90460-49058-00 | CLAMP, HOSE | 1 | |
| 18 | 90460-46206-00 | CLAMP, hose | 1 | |
| 19 | 21V-14437-01-00 | DUCT | 1 | |
| 20 | 90460-49058-00 | CLAMP, HOSE | 2 | |
| 21 | 90480-16233-00 | GROMMET | 1 | |
| 22 | 21V-14499-00-00 | STAY 2 | 1 | |
| 23 | 98580-06012-00 | SCREW, PAN HEAD | 1 | |
| 24 | 92995-06100-00 | WASHER, SPRING | 1 | |
| 25 | 98580-06020-00 | SCREW | 1 | |
| 26 | 92995-06100-00 | WASHER, SPRING | 1 | |

CONTINUED ON NEXT FRAME ►

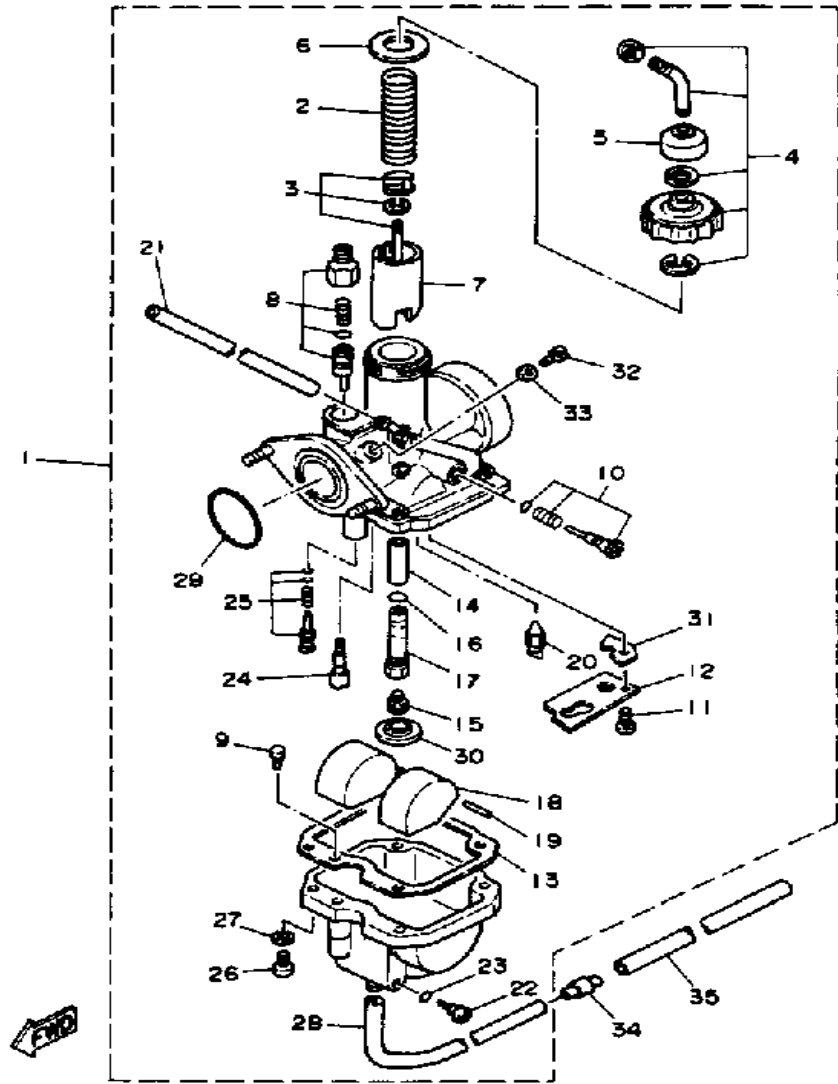
AIR CLEANER



| Ref. No. | Part Number | Description | Qty | Remarks |
|----------|-------------------|----------------------|-----|---------|
| 27 | 90201-06067-00 | WASHER, PLATE | 1 | |
| 28 | 21V-13581-00-00 | CHAMBER, AIR | 1 | |
| 29 | 90467-19051-00 | CLIP | 1 | |
| 30 | (21V-14493-00-00) | STAY 1 | 1 | |
| 31 | 97780-50612-00 | SCREW, TAPPING | 4 | |

CARBURETOR

| Ref. No. | Part Number | Description | Qty | Remarks |
|----------|-------------------|--------------------------|-----|---------|
| 1 | 24W-14101-01-00 | CARBURETOR ASSEMBLY 1 | 1 | |
| 2 | 21V-14131-00-00 | . SPRING, THROTTLE VALVE | 1 | |
| 3 | 24W-1490J-00-00 | . NEEDLE SET | 1 | |
| 4 | 10X-14106-00-00 | . CABLE ADJUST SCREW SET | 1 | |
| 5 | 1M1-14169-00-00 | . CAP | 1 | |
| 6 | 4U5-14126-00-00 | . GASKET | 1 | |
| 7 | 24W-14112-40-00 | . VALVE, THROTTLE 1 | 1 | |
| 8 | 21V-1410A-00-00 | . STARTER SET | 1 | |
| 9 | (18M-14144-17-00) | JET, STARTER | 1 | |
| | 18M-14144-13-00 | . JET, STARTER | 1 | |
| 10 | 23L-14103-00-00 | . THROTTLE SCREW SET | 1 | |
| 11 | 98580-03008-00 | . SCREW, PAN HEAD | 1 | |
| 12 | 21V-14146-00-00 | . PLATE | 1 | |
| 13 | 24W-14184-00-00 | . GASKET, FLOAT CHAMBER | 1 | |
| 14 | 21V-14141-26-00 | . NOZZLE, MAIN | 1 | |
| 15 | 620-1423A-73-00 | . JET, MAIN (#112.5) | 1 | |
| 16 | 583-14561-00-00 | . O-RING | 1 | |
| 17 | 21V-14148-00-00 | . JET, HOLDER | 1 | |
| 18 | 21V-14185-00-00 | . FLOAT | 1 | |
| 19 | 127-14186-00-00 | . PIN, FLOAT | 1 | |
| 20 | 21V-14190-18-00 | . NEEDLE VALVE ASSEMBLY | 1 | |
| 21 | 90445-084A7-00 | . HOSE (1RL) | 1 | |
| 22 | 12R-14191-00-00 | . PLUG, DRAIN | 1 | |
| 23 | 214-14147-00-00 | . O-RING | 1 | |
| 24 | 3H1-14142-25-00 | . JET, PILOT # 5 | 1 | |
| 25 | 21V-14105-00-00 | . PILOT SCREW SET | 1 | |
| 26 | 98503-04014-00 | . SCREW, PAN HEAD | 4 | |
| 27 | 92901-04600-00 | . WASHER, PLATE | 4 | |
| 28 | 90445-08619-00 | . HOSE | 1 | |



24W110-3090

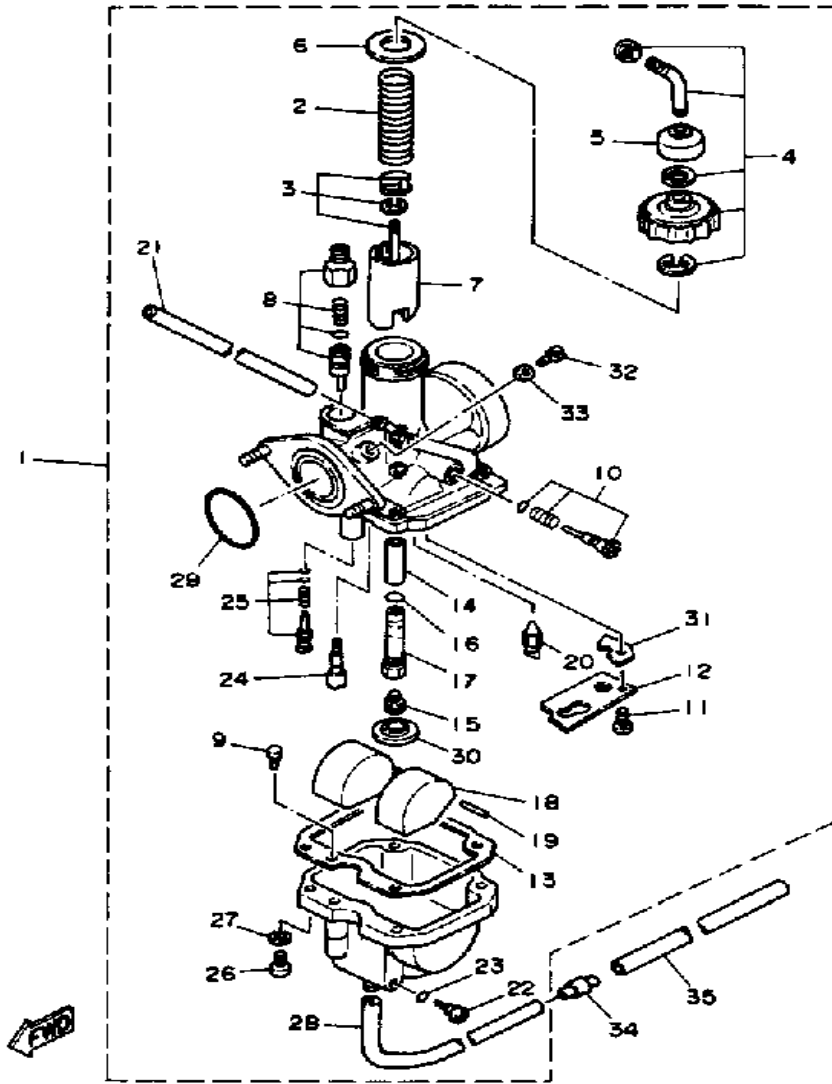
YTM200EL

| CARBURETOR - Manufacturer / Type / I.D. Number | Mikuni / VM22SH / 24W-01 |
|--|----------------------------|
| Main Jet / Pilot Jet / Pilot Screw (Turns Out) | 112.5 / 25 / 1-1/2 ~ 2-1/2 |
| Needle Jet / Jet Needle-Clip Position | N-6 / 4H23-3 |
| Slide Cutaway | 4.0 |
| Float Level / Fuel Level | 21.5 ± 0.5mm / NA |
| Idle rpm | 1400 ± 50 rpm |
| Max CO* / Max HC* / Set CO | σ / ρ / 4.0% |

CONTINUED ON NEXT FRAME ➤

CARBURETOR

| Ref. No. | Part Number | Description | Qty | Remarks |
|----------|-----------------|----------------------|-----|---------|
| 29 | 24W-14147-00-00 | . O-RING | 1 | |
| 30 | 5V7-14153-00-00 | . WASHER, MAIN JET | 1 | |
| 31 | 24W-14146-00-00 | . PLATE | 1 | |
| 32 | 341-14991-00-00 | . SCREW | 1 | |
| 33 | 584-14956-00-00 | . WASHER | 1 | |
| 34 | 24W-14193-00-00 | PIPE | 1 | |
| 35 | 91A20-07010-00 | TUBE, FLEXIBLE VINYL | 1 | |

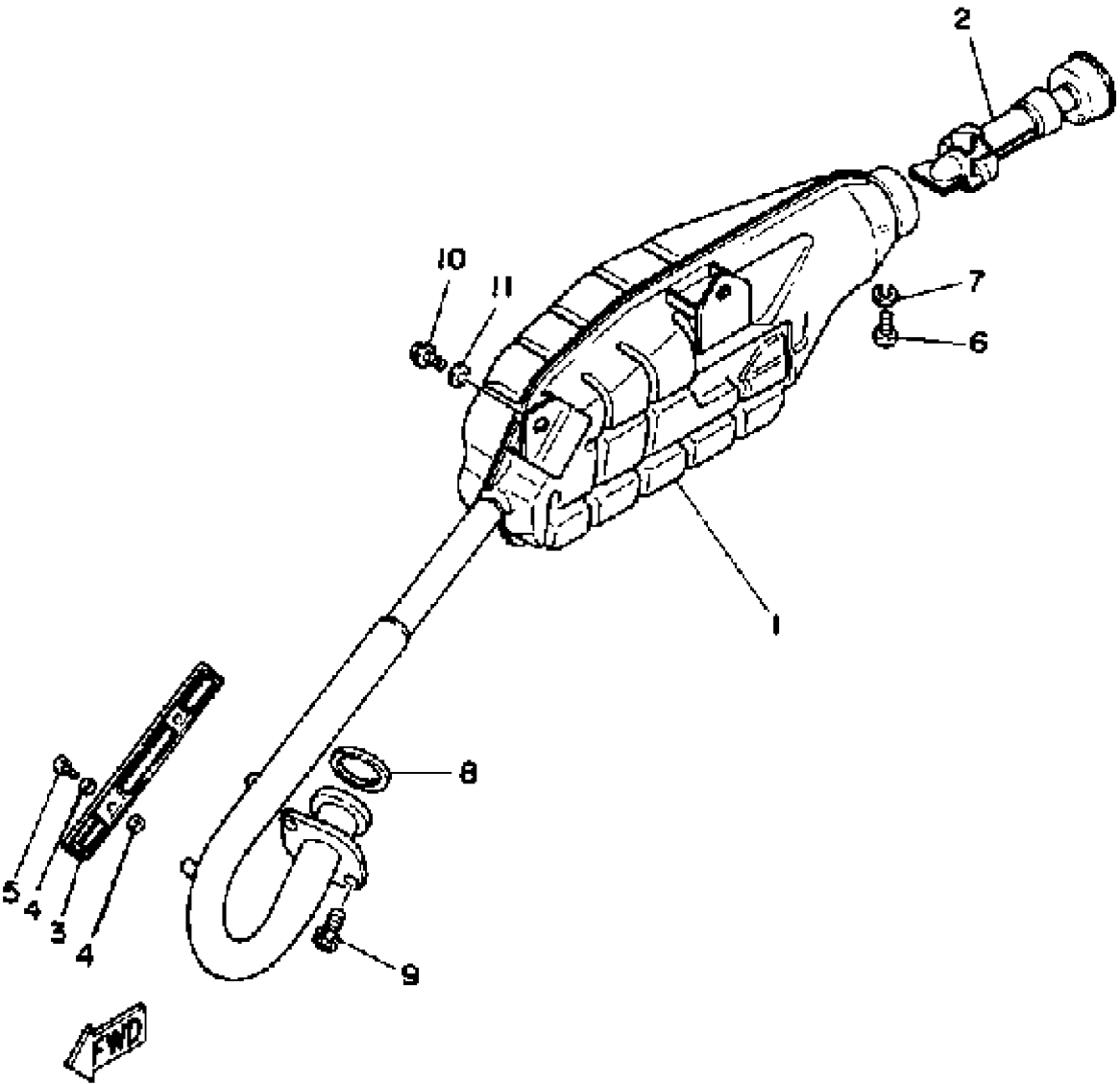


24W110-3090

YTM200EL

| CARBURETOR - Manufacturer / Type / I.D. Number | Mikuni / VM22SH / 24W-01 |
|--|----------------------------|
| Main Jet / Pilot Jet / Pilot Screw (Turns Out) | 112.5 / 25 / 1-1/2 ~ 2-1/2 |
| Needle Jet / Jet Needle-Clip Position | N-6 / 4H23-3 |
| Slide Cutaway | 4.0 |
| Floot Level / Fuel Level | 21.5 ± 0.5mm / NA |
| Idle rpm | 1400 ± 50 rpm |
| Max CO* / Max HC* / Set CO | σ / σ / 4.0% |

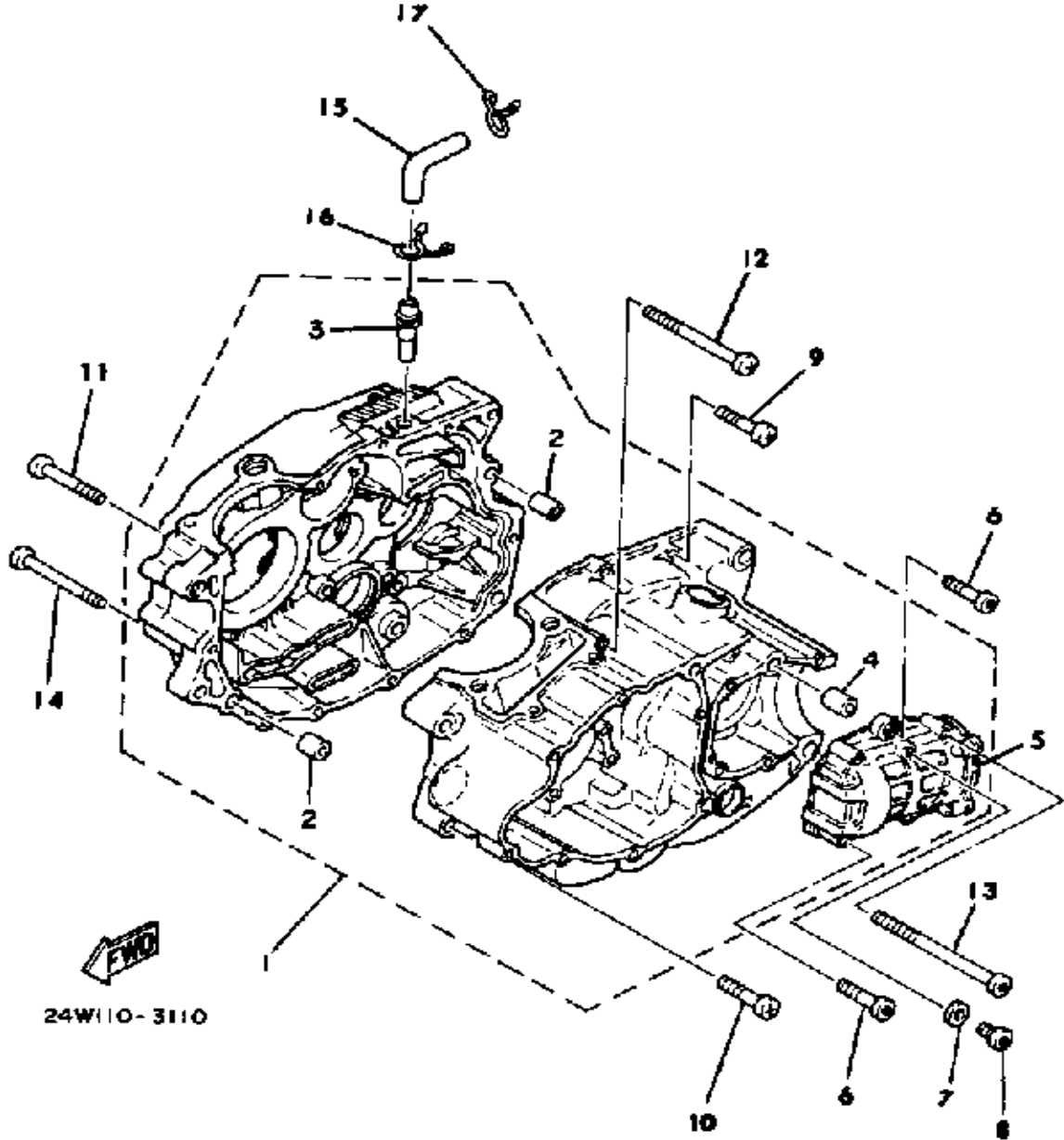
EXHAUST



21V110-3101

| Ref. No. | Part Number | Description | Qty | Remarks |
|----------|-----------------|----------------------------|-----|---------|
| 1 | 21V-14711-01-00 | MUFFLER L | 1 | |
| 2 | 21V-14752-00-00 | PIPE, OUTLET | 1 | |
| 3 | 21V-14628-00-00 | PROTC, EXHAUST PIPEPIPE .. | 1 | |
| 4 | 90202-05187-00 | WASHER, PLATE | 4 | |
| 5 | 98906-06008-00 | SCREW, BIND | 2 | |
| 6 | 98580-06008-00 | SCREW, PAN HEAD | 1 | |
| 7 | 92995-06100-00 | WASHER, SPRING | 1 | |
| 8 | 4BE-14613-00-00 | GASKET, EXHAUST PIPE | 1 | |
| 9 | 91316-06020-00 | BOLT, SOCKET HEAD | 2 | |
| 10 | 95811-08016-00 | BOLT, FLANGE | 2 | |
| 11 | 90201-08326-00 | WASHER, PLATE | 2 | |

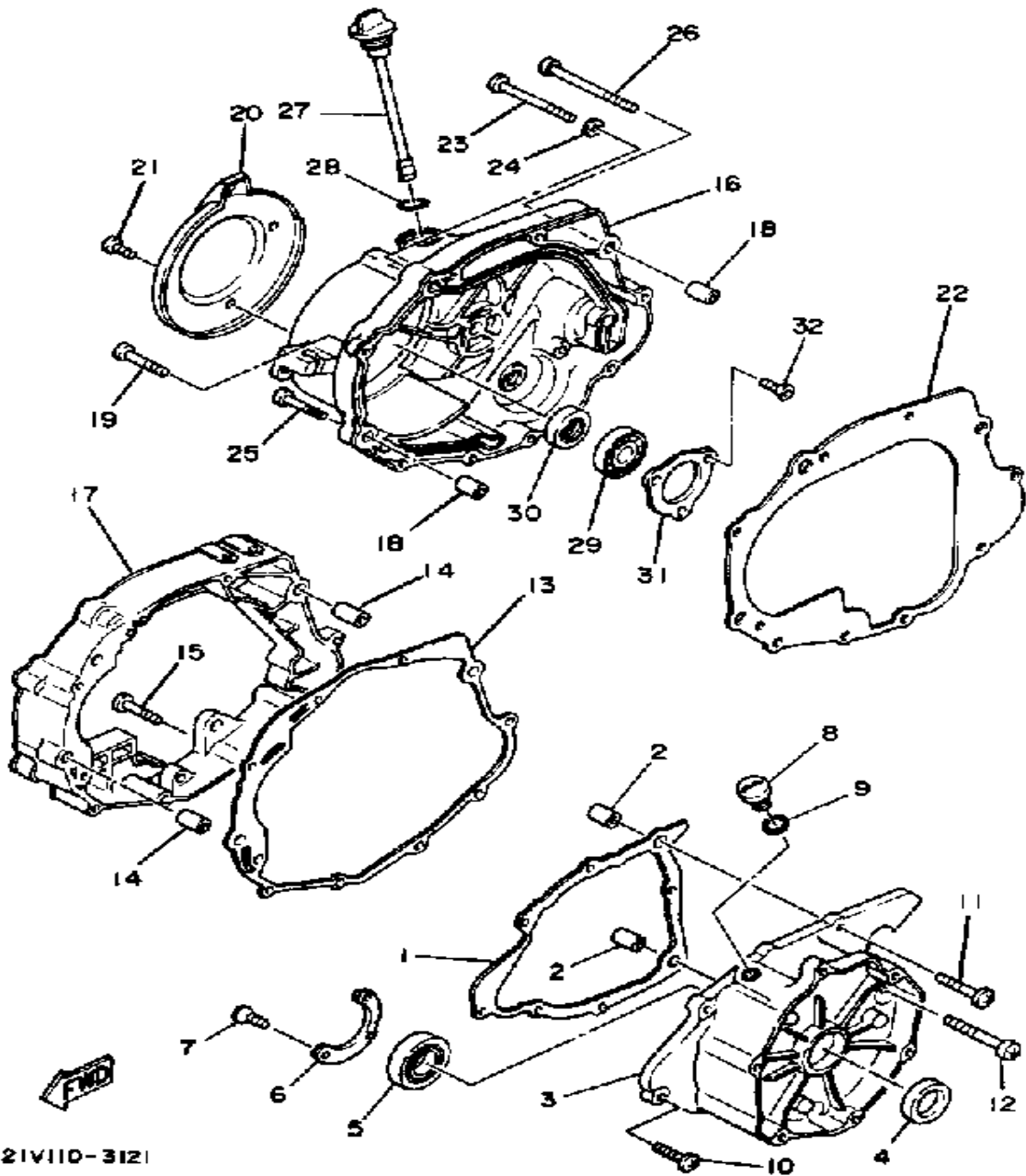
CRANKCASE



24W110-3110

| Ref. No. | Part Number | Description | Qty | Remarks |
|----------|-------------------|----------------------------------|-----|---------|
| 1 | (24W-15100-00-00) | CRANKCASE ASSEMBLY | 1 | |
| 2 | 99510-12016-00 | . PIN, DOWEL | 2 | |
| 3 | 371-11167-01-00 | . PIPE, BREATHER 2 | 1 | |
| 4 | 99530-10014-00 | . PIN, DOWEL | 2 | |
| 5 | 24W-15415-09-00 | . COVER, GENERATOR | 1 | |
| 6 | 91316-06035-00 | BOLT | 5 | |
| 7 | 90201-063F3-00 | WASHER, PLATE | 1 | |
| 8 | 91316-06012-00 | BOLT, SOCKET HEAD | 1 | |
| 9 | 98580-06030-00 | SCREW PAN HEAD | 7 | |
| 10 | 98580-06040-00 | SCREW, pan head (92501-06040-00) | 1 | |
| 11 | 92580-06560-00 | SCREW PAN HEAD | 1 | |
| 12 | 98511-06085-00 | SCREW, PAN HEAD | 1 | |
| 13 | 91316-06160-00 | BOLT, SOCKET HEAD | 1 | |
| 14 | 98501-06075-00 | SCREW, PAN HEAD | 1 | |
| 15 | 21V-11166-00-00 | PIPE, BREATHER 1 | 1 | |
| 16 | 90467-15012-00 | CLIP, SCISSOR | 1 | |
| 17 | 90467-15054-00 | CLIP | 1 | |

CRANKCASE COVER

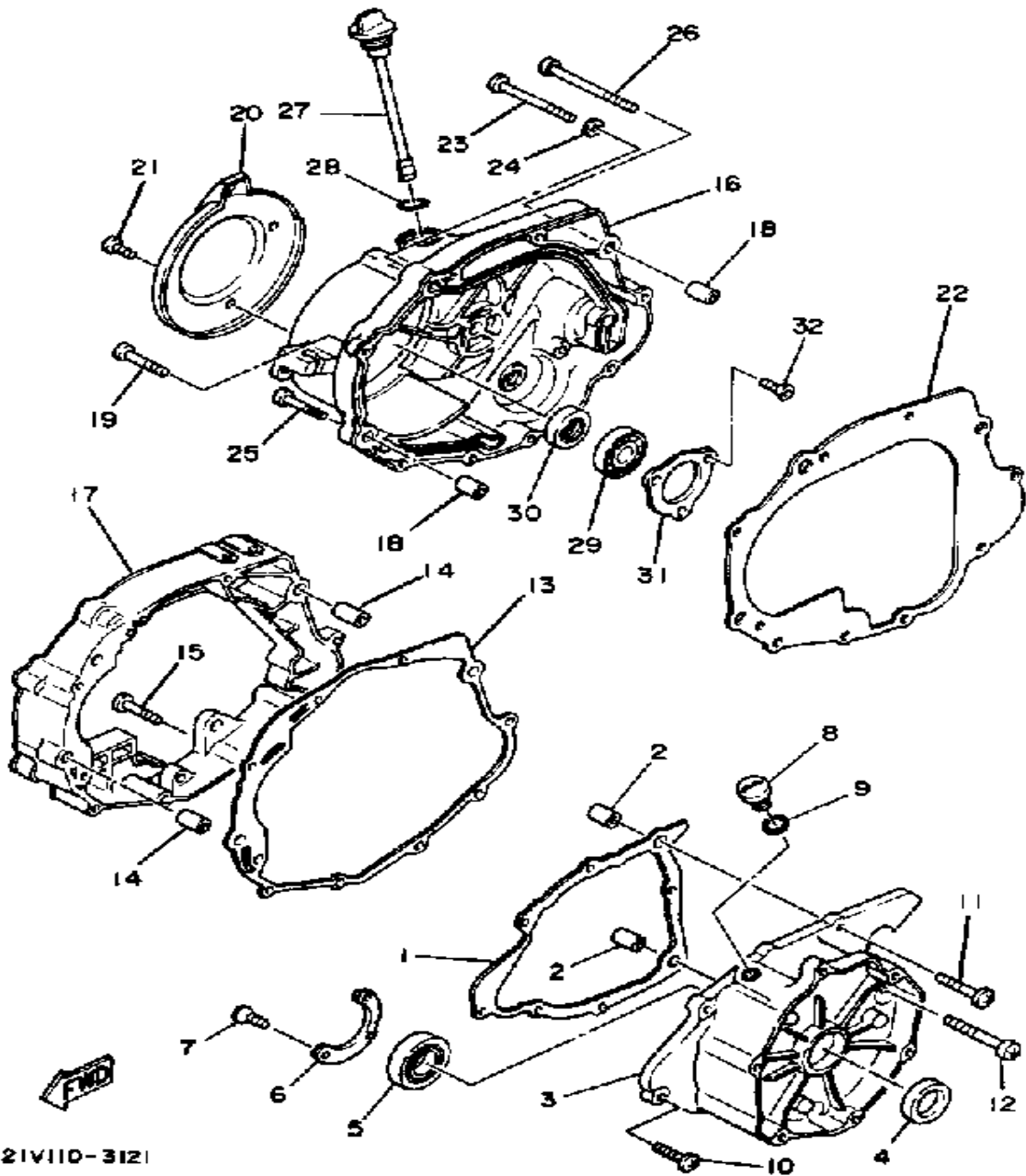


21V110-3121

| Ref. No. | Part Number | Description | Qty | Remarks |
|----------|-----------------|----------------------------------|-----|---------|
| 1 | 4BD-15451-00-00 | GASKET, CRCS COVERCOVER 1 | 1 | |
| 2 | 99510-12016-00 | PIN, DOWEL | 2 | |
| 3 | 24W-15787-00-00 | ADAPTOR | 1 | |
| 4 | 93103-28141-00 | OIL SEAL | 1 | |
| 5 | 93306-20547-00 | BEARING | 1 | |
| 6 | 21V-15719-00-00 | WASHER, THRUST | 1 | |
| 7 | 90151-05031-00 | SCREW, COUNTERSUNK | 3 | |
| 8 | 90340-14079-00 | PLUG, STRAIGHT SCRW | 1 | |
| 9 | 93210-14369-00 | O-RING | 1 | |
| 10 | 98506-06025-00 | SCREW, PAN HEAD | 5 | |
| 11 | 98506-06040-00 | SCREW, PAN HEAD | 2 | |
| 12 | 98506-06060-00 | SCREW, PAN HEAD | 1 | |
| 13 | 4BD-15462-00-00 | GASKET, CRANKCASE COVER 3 | 1 | |
| 14 | 99510-12016-00 | PIN, DOWEL | 2 | |
| 15 | 98580-06040-00 | SCREW, pan head (92501-06040-00) | 3 | |
| 16 | 21V-15431-00-00 | COVER, CRANKCASE 3 | 1 | |
| 17 | 21V-15317-00-00 | SPACER, ENG MOUNT | 1 | |
| 18 | 21V-15317-00-00 | SPACER, ENG MOUNT | 1 | |
| | 99510-12016-00 | PIN, DOWEL | 2 | |
| 19 | 98506-06040-00 | SCREW, PAN HEAD | 2 | |
| 20 | 21V-15499-00-00 | PROTECTOR, COVER | 1 | |
| 21 | 98906-06014-00 | SCREW, BIND | 3 | |
| 22 | 4BD-15463-00-00 | GASKET, CARB CVR 2COVER 3 | 1 | |
| 23 | 98506-06070-00 | SCREW, PAN HEAD | 5 | |
| 24 | 90430-06014-00 | GASKET | 1 | |
| 25 | 98506-06040-00 | SCREW, PAN HEAD | 1 | |

CONTINUED ON NEXT FRAME ►

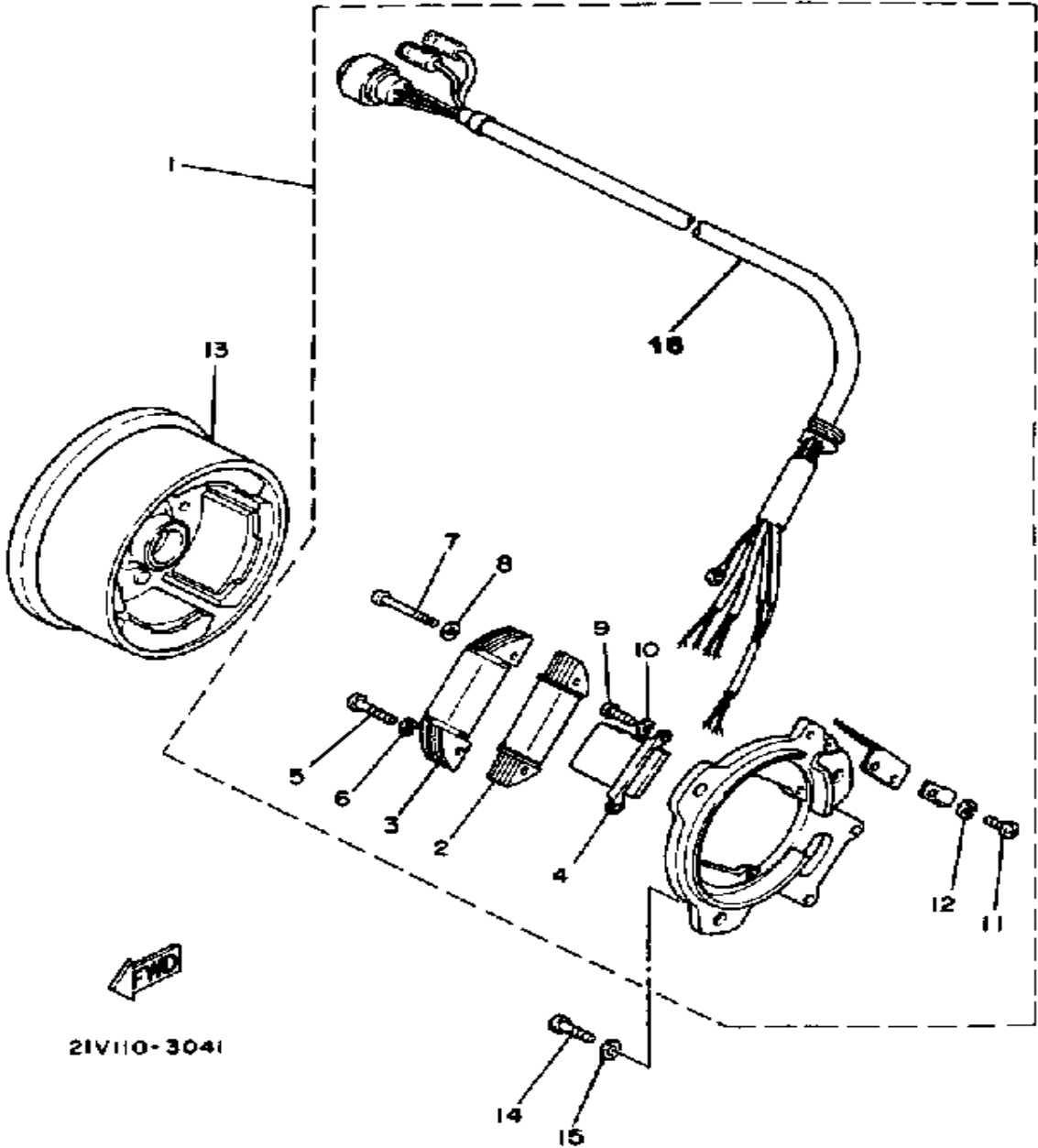
CRANKCASE COVER



21V110-3121

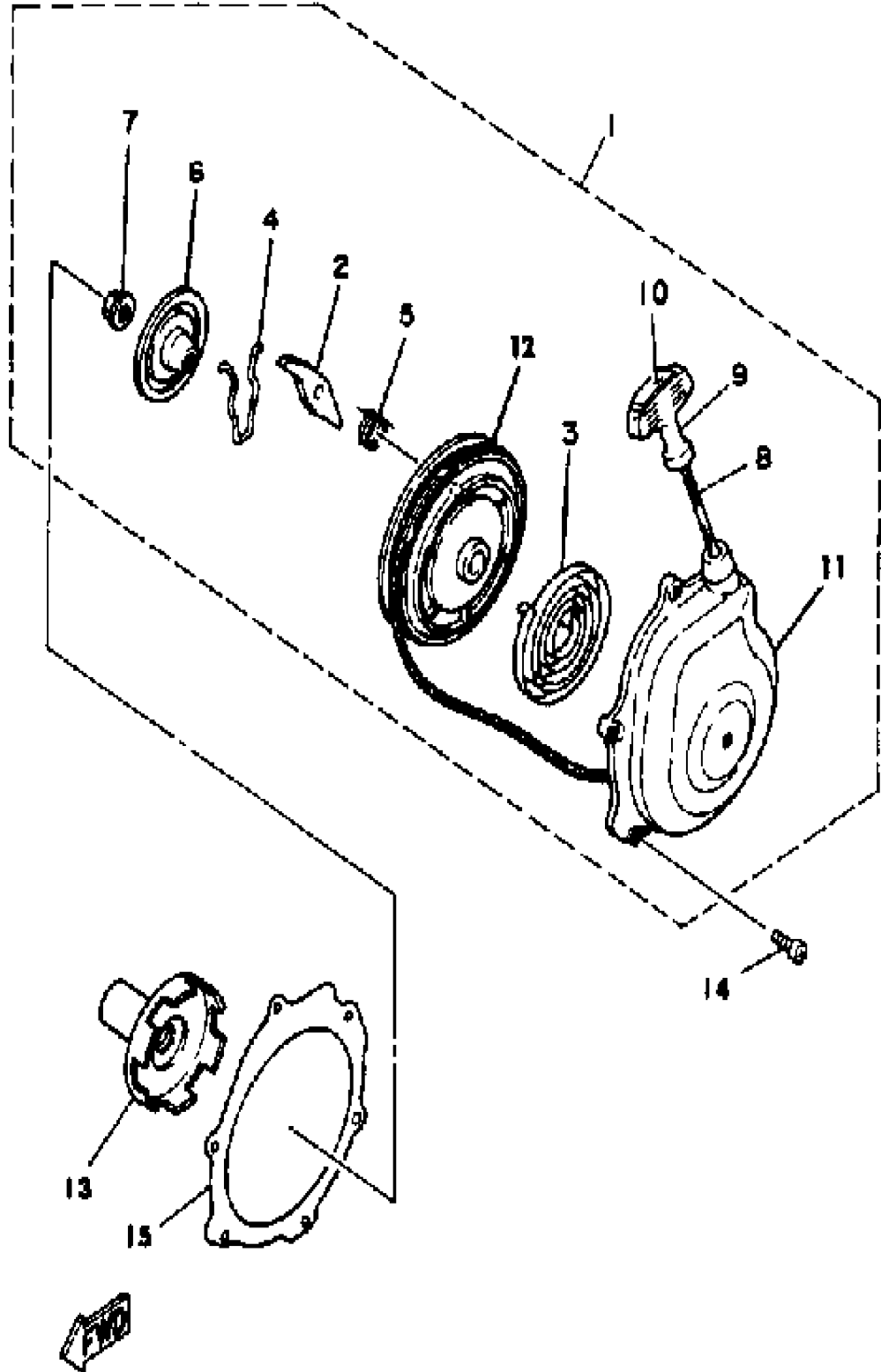
| Ref. No. | Part Number | Description | Qty | Remarks |
|----------|-----------------|----------------------|-----|---------|
| 26 | 98506-06080-00 | SCREW, PAN HEAD | 1 | |
| 27 | 1UY-15362-01-00 | PLUG, OIL LEVEL | 1 | |
| 28 | 93210-19123-00 | O-RING | 1 | |
| 29 | 93306-20326-00 | BEARING | 1 | |
| 30 | 93101-17113-00 | OIL SEAL | 1 | |
| 31 | 21V-15381-00-00 | PLATE, BEARING COVER | 1 | |
| 32 | 90151-06025-00 | SCREW, COUNTERSUNK | 3 | |

C - D - I - MAGNETO



| Ref. No. | Part Number | Description | Qty | Remarks |
|----------|-----------------|------------------------------------|-----|---------|
| 1 | 29U-85510-20-00 | STATOR ASSEMBLY (24W-85510-20) | 1 | |
| 2 | 21V-85512-20-00 | . COIL SOURCE 2 | 1 | |
| 3 | 24W-85513-20-00 | . COIL, LIGHTING 1 | 1 | |
| 4 | 21V-85580-20-00 | . COIL, PULSER | 1 | |
| 5 | 98506-04018-00 | . SCREW, PAN HEAD | 2 | |
| 6 | 92901-04600-00 | . WASHER, PLATE | 2 | |
| 7 | 619-81345-20-00 | . SCREW, PAN HEAD (811-14125-0) | 2 | |
| 8 | 92901-04600-00 | . WASHER, PLATE | 2 | |
| 9 | 98580-05010-00 | . SCREW, PAN HEAD | 2 | |
| 10 | 92990-05100-00 | . WASHER, SPRING | 2 | |
| 11 | 98580-04008-00 | . SCREW, PAN HEAD | 2 | |
| 12 | 92901-04600-00 | . WASHER, PLATE | 2 | |
| 13 | 24W-85550-20-00 | ROTOR ASSEMBLY | 1 | |
| 14 | 98503-06014-00 | SCREW, PAN HEAD (92502-06016) | 3 | |
| 15 | 90201-061A5-00 | WASHER, PLATE | 3 | |
| 16 | 29U-85515-20-00 | . LEAD WIRE ASSEMBLY | 1 | |

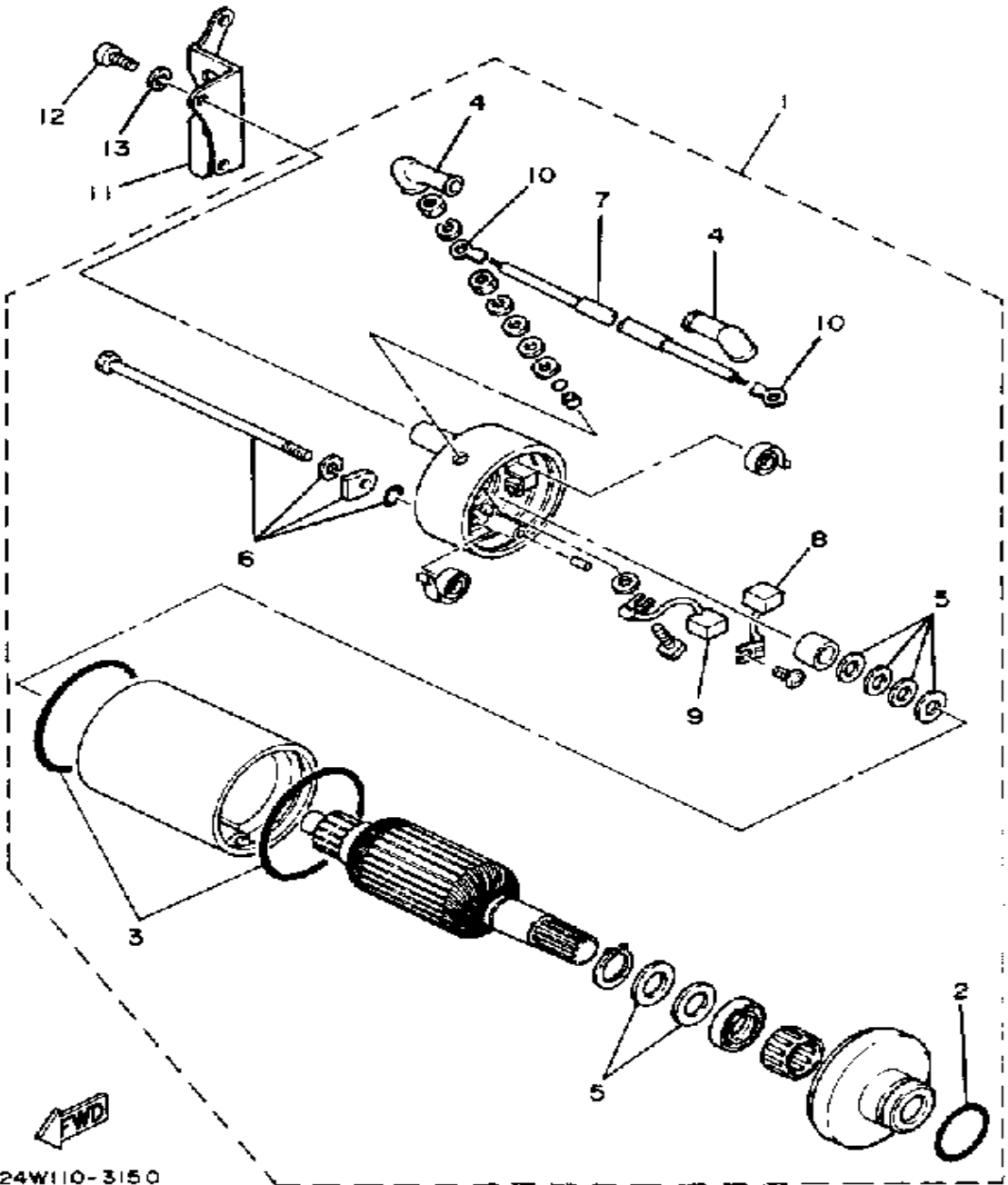
STARTER



| Ref. No. | Part Number | Description | Qty | Remarks |
|----------|-----------------|--------------------|-----|---------|
| 1 | 24W-15710-00-00 | STARTER ASSEMBLY | 1 | |
| 2 | 21V-15741-00-00 | . PAWL, DRIVE | 1 | |
| 3 | 21V-15713-00-00 | . SPRING, STARTER | 1 | |
| 4 | 21V-15715-00-00 | . SPRING, FRICTION | 1 | |
| 5 | 21V-15767-00-00 | . SPRING | 1 | |
| 6 | 21V-15716-00-00 | . PLATE, DRIVE | 1 | |
| 7 | 95701-06500-00 | . NUT, FLANGE | 1 | |
| 8 | 5V6-15751-00-XX | . WIRE, STARTER | 1 | |
| 9 | 3X3-15755-00-00 | . HANDLE, STARTER | 1 | |
| 10 | 21V-15779-00-00 | . COVER | 1 | |
| 11 | 24W-15711-00-00 | . CASE, STARTER | 1 | |
| 12 | 24W-15714-00-00 | . DRUM, SHEAVE | 1 | |
| 13 | 21V-15723-00-00 | PULLEY, STARTER | 1 | |
| 14 | 98516-06020-00 | SCREW, PAN HEAD | 6 | |
| 15 | 21V-15699-00-00 | GASKET | 1 | |

24W110-3130

STARTING MOTOR

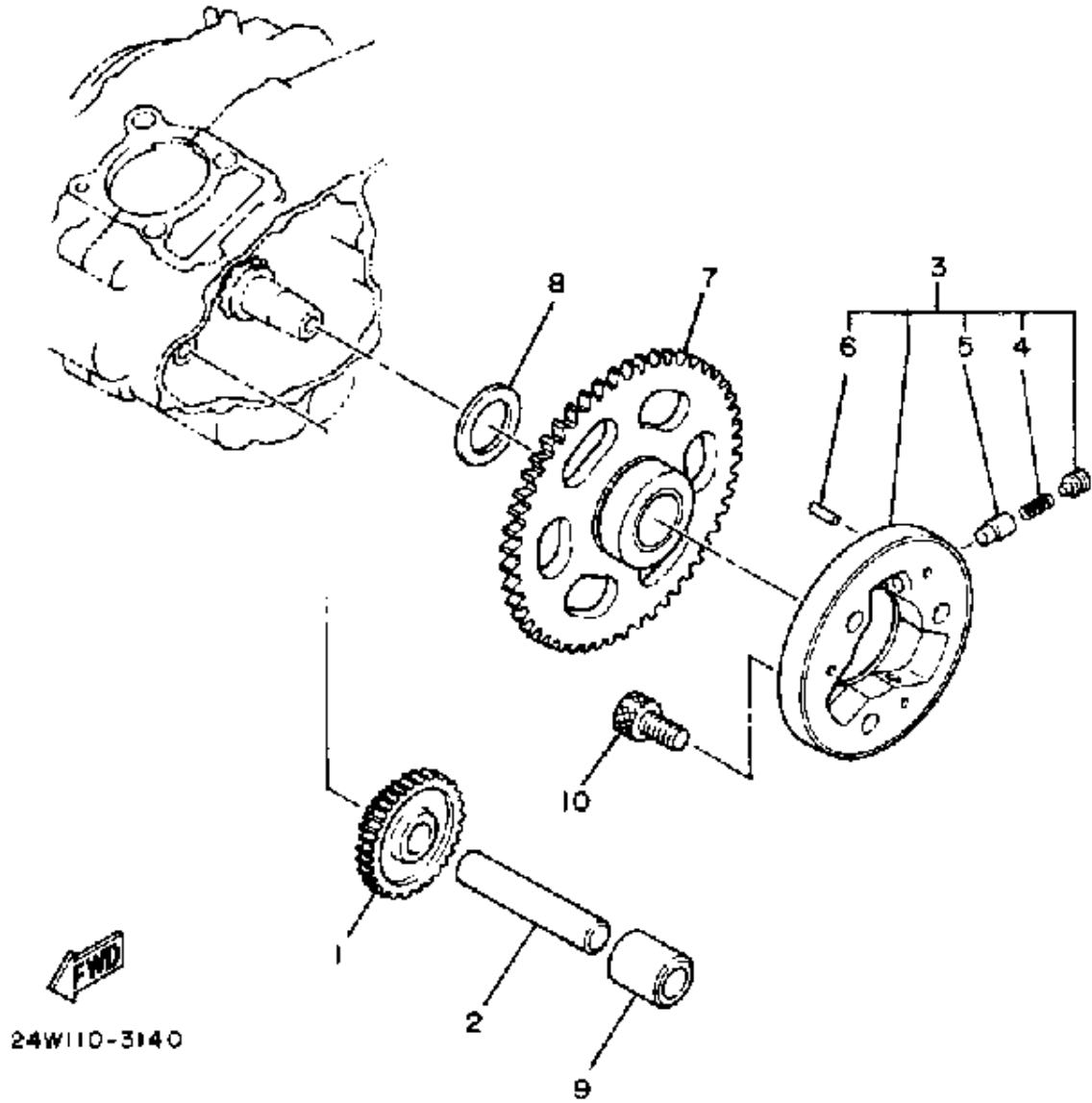


24W110-3150

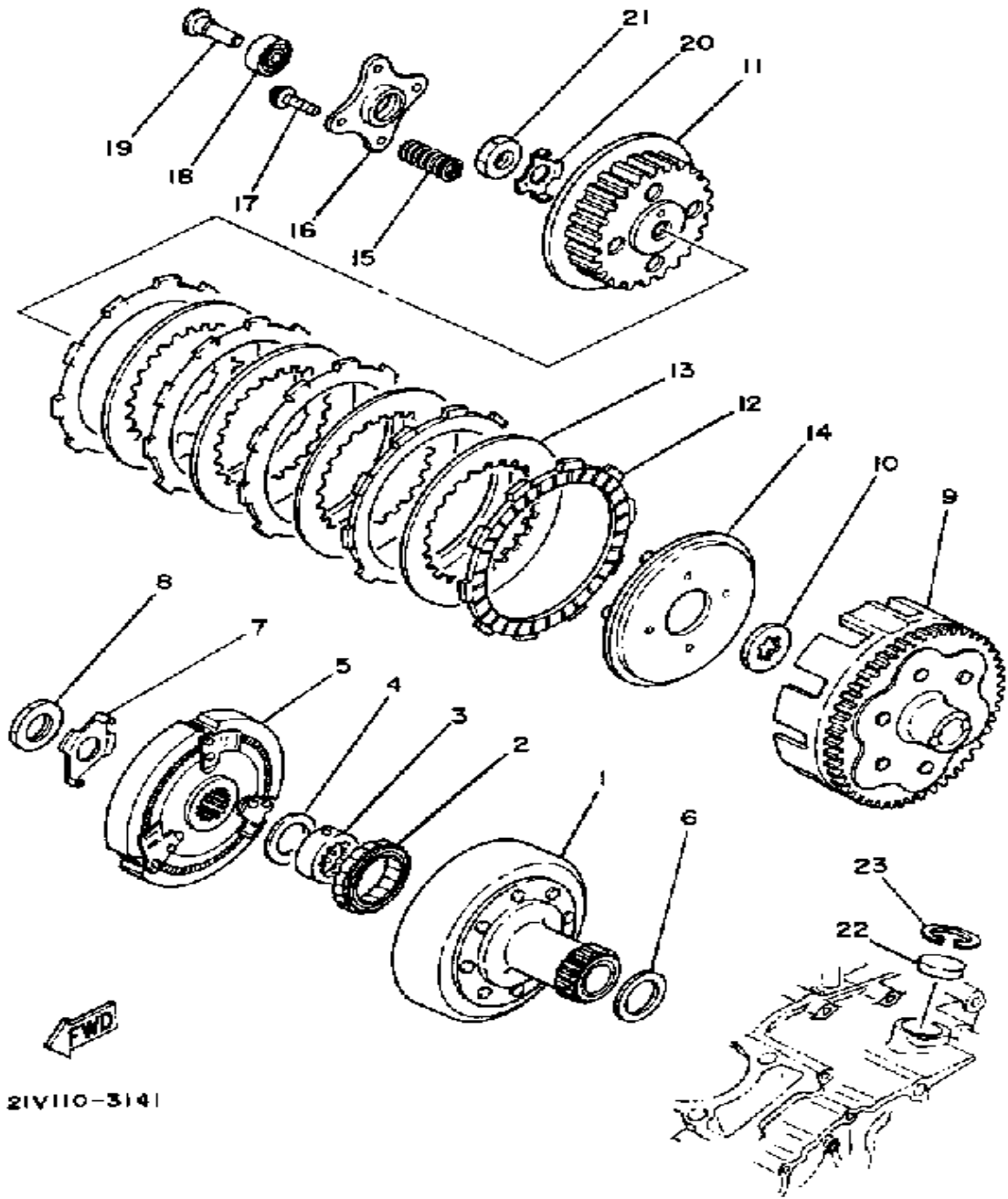
| Ref. No. | Part Number | Description | Qty | Remarks |
|----------|-------------------|--|-----|---------|
| 1 | 29U-81800-61-00 | STARTING MOTOR ASSEMBLY (24W-81800-60) | 1 | |
| 2 | 5H0-81847-01-00 | . O-RING | 1 | |
| 3 | 5H0-81844-00-00 | . GASKET | 2 | |
| 4 | 5H0-81871-00-00 | . CAP | 2 | |
| 5 | 5H0-81809-00-00 | . WASHER KIT | 1 | |
| 6 | 5H0-81826-00-00 | . BOLT | 1 | |
| 7 | (24W-81815-00-00) | WIRE, STARTER | 1 | |
| 8 | 5H0-81811-00-00 | . BRUSH 1 | 1 | |
| 9 | 5H0-81812-00-00 | . BRUSH 2 | 1 | |
| 10 | 5H0-81818-00-00 | . TERMINAL SET | 1 | |
| 11 | 24W-81823-00-00 | STAY, STARTING MTR | 1 | |
| 12 | 98506-06016-00 | SCREW, PANHEAD | 2 | |
| 13 | 92906-06100-00 | WASHER, SPRING | 2 | |

STARTER CLUTCH

| Ref. No. | Part Number | Description | Qty | Remarks |
|----------|-----------------|--|-----|---------|
| 1 | 2HT-15512-00-00 | GEAR, IDLER 1 | 1 | |
| 2 | 24W-15521-00-00 | SHAFT 1 | 1 | |
| 3 | 4H7-15580-10-00 | STARTER CLUTCH OUTER ASSEMBLY | 1 | |
| 4 | 90501-04596-00 | . SPRING, COMPRESSION | 3 | |
| 5 | 341-15583-05-00 | . CAP, STR CLUTCH SPR -CLUTCH SPRING | 3 | |
| 6 | 93615-12088-00 | . PIN, DOWEL | 3 | |
| 7 | 5H0-15517-00-00 | GEAR, IDLER 2 (56T) | 1 | |
| 8 | 90201-256K6-00 | WASHER, PLATE (0.9T) | 1 | |
| 9 | 90387-125H3-00 | COLLAR | 1 | |
| 10 | 91316-08016-00 | BOLT, SOCKET HEAD | 3 | |

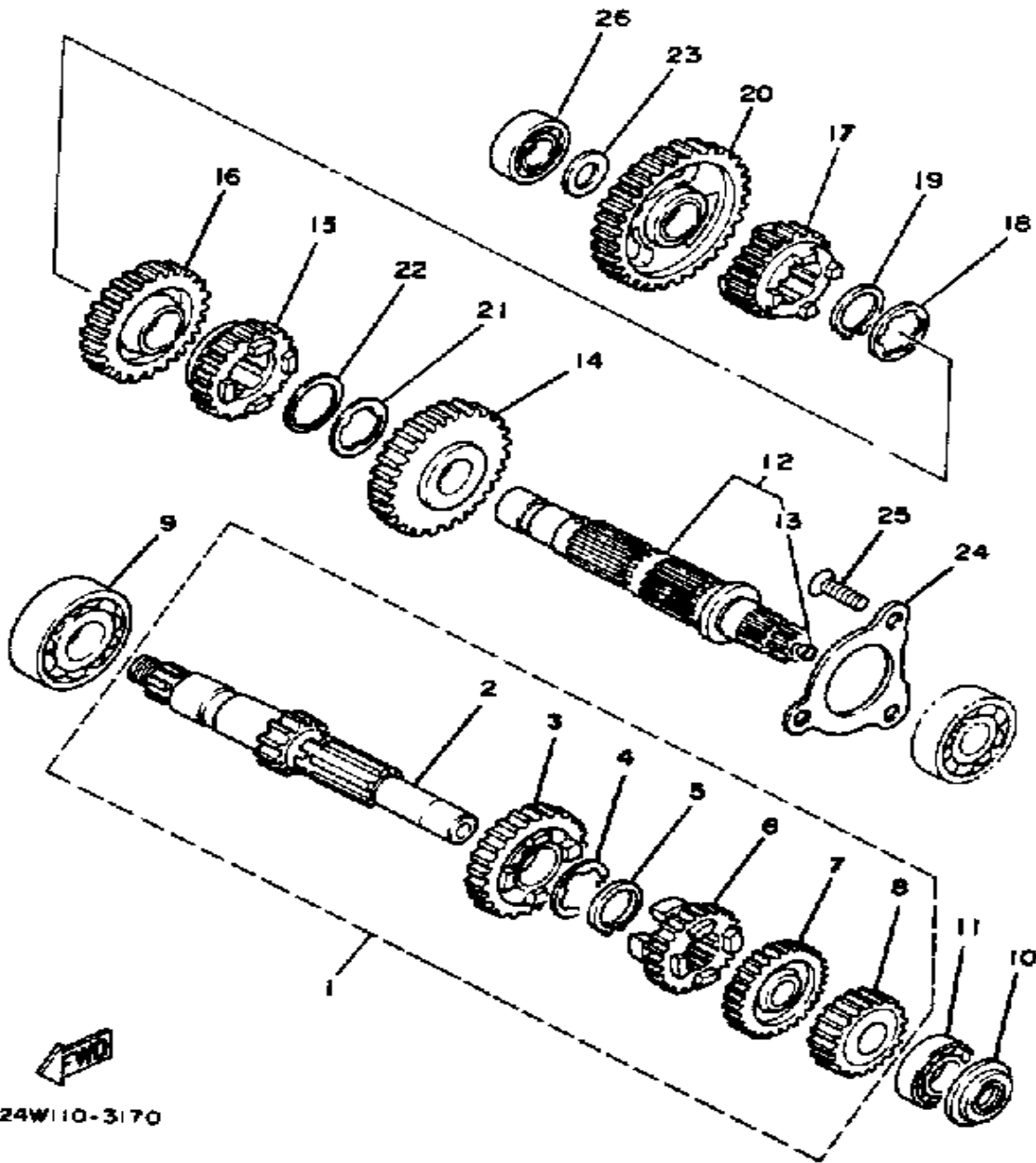


CLUTCH



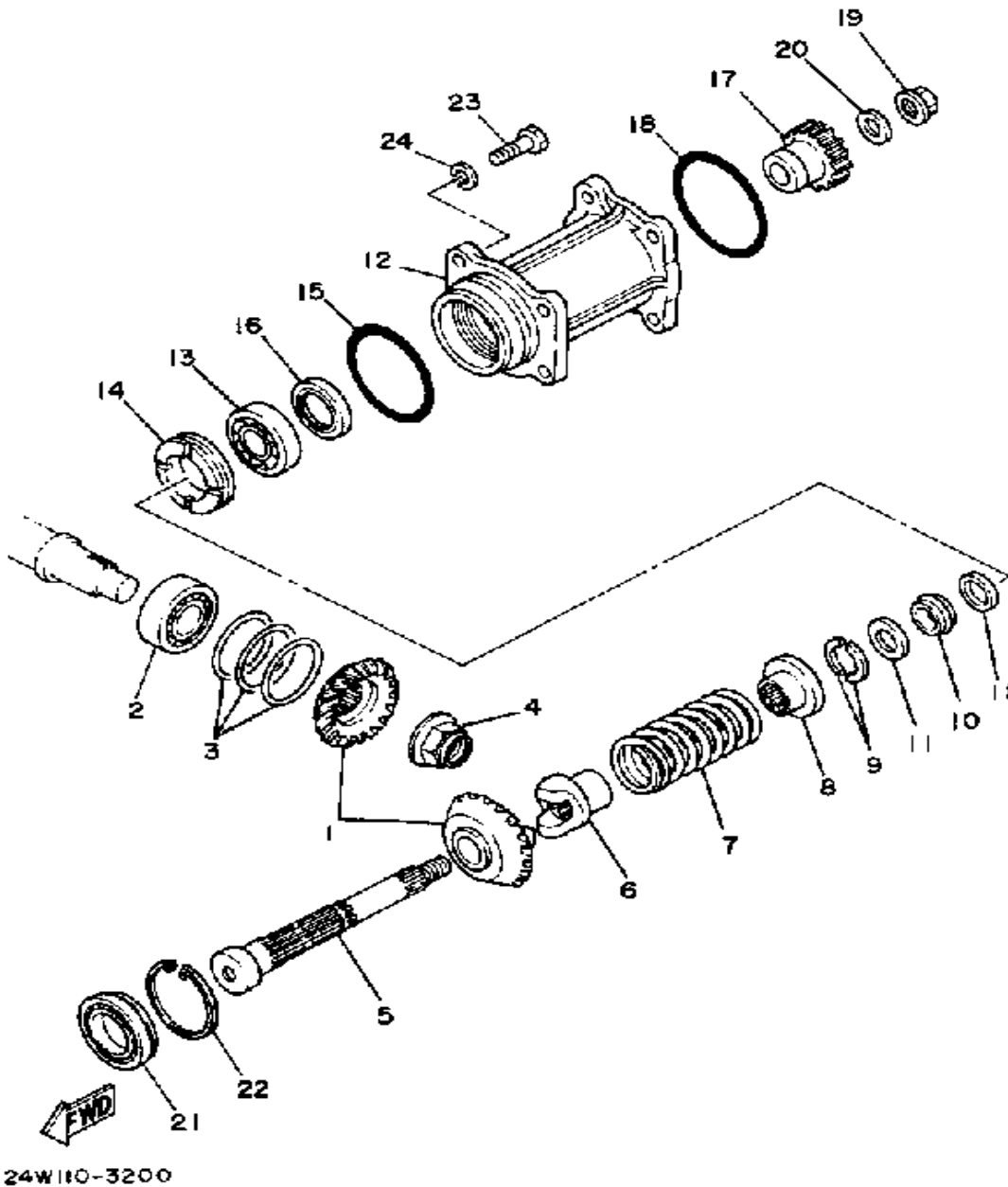
| Ref. No. | Part Number | Description | Qty | Remarks |
|----------|-----------------|--------------------------------|-----|---------|
| 1 | 3GC-16611-00-00 | CLUTCH HOUSING COMP. | 1 | |
| 2 | 21V-16664-00-00 | BEARING, ONE WAY | 1 | |
| 3 | 21V-16665-01-00 | RETAINER, BEARING | 1 | |
| 4 | 90201-403G7-00 | WASHER, PLATE | 1 | |
| 5 | 99999-01949-00 | CLUTCH CARRIER ASSEMBLY | 1 | |
| 6 | 90201-266F6-00 | WASHER, PLATE | 1 | |
| 7 | 90215-22206-00 | WASHER, LOCK | 1 | |
| 8 | 90170-22371-00 | NUT | 1 | |
| 9 | 2HT-16150-00-00 | PRIMARY DRIVEN GEAR COMP. | 1 | |
| 10 | 5H0-16154-00-00 | PLATE, THRUST 1 | 1 | |
| 11 | 21V-16371-01-00 | BOSS, CLUTCH | 1 | |
| 12 | 21V-16321-00-00 | PLATE, FRICTION | 5 | |
| 13 | 257-16324-00-00 | PLATE, CLUTCH 1 | 4 | |
| 14 | 21V-16351-00-00 | PLATE, PRESSURE 1 | 1 | |
| 15 | 90501-23700-00 | SPRING, COMPRESSION | 4 | |
| 16 | 21V-16352-00-00 | PLATE, PRESSURE 2 | 1 | |
| 17 | 90159-05011-00 | SCREW, WITH WASHER | 4 | |
| 18 | 93306-00004-00 | BEARING | 1 | |
| 19 | 1YW-16358-00-00 | PLATE, PUSH | 1 | |
| 20 | 90215-14224-00 | WASHER, LOCK | 1 | |
| 21 | 90170-14284-00 | NUT | 1 | |
| 22 | 90338-26136-00 | PLUG | 1 | |
| 23 | 93420-28055-00 | CIRCLIP | 1 | |

TRANSMISSION



| Ref. No. | Part Number | Description | Qty | Remarks |
|----------|-----------------|-----------------------|-----|---------|
| 1 | 24W-17410-10-00 | MAIN AXLE | 1 | |
| 2 | 24W-17401-00-00 | . MAIN AXLE ASSEMBLY | 1 | |
| 3 | 15A-17151-00-00 | . GEAR, 5TH PINION | 1 | |
| 4 | 90209-16209-00 | . WASHER, SPEC'L SHAP | 1 | |
| 5 | 93410-20038-00 | . CIRCLIP | 1 | |
| 6 | 24W-17131-00-00 | . GEAR, 3RD PINION | 1 | |
| 7 | 24W-17141-00-00 | . GEAR, 4TH PINION | 1 | |
| 8 | 24W-17121-00-00 | . GEAR, 2ND PINION | 1 | |
| 9 | 93306-20421-00 | BEARING | 1 | |
| 10 | 93101-15101-00 | OIL SEAL | 1 | |
| 11 | 93306-20211-00 | BEARING (6202SH2-C3) | 1 | |
| 12 | 24W-17402-00-00 | DRIVE AXLE ASSEMBLY | 1 | |
| 13 | 90331-07041-00 | . PLUG, TIGHT | 1 | |
| 14 | 24W-17221-10-00 | GEAR, 2ND WHEEL | 1 | |
| 15 | 24W-17241-00-00 | GEAR, 4TH WHEEL (26T) | 1 | |
| 16 | 24W-17231-00-00 | GEAR, 3RD WHEEL | 1 | |
| 17 | 1EV-17251-00-00 | GEAR, 5TH WHEEL (23T) | 1 | |
| 18 | 90209-18208-00 | WASHER | 1 | |
| 19 | 93410-22039-00 | CIRCLIP | 1 | |
| 20 | 24W-17211-00-00 | GEAR, 1ST WHEEL | 1 | |
| 21 | 90209-23233-00 | WASHER, SPEC'L SHAP | 1 | |
| 22 | 93440-26121-00 | CIRCLIP, OUTER | 1 | |
| 23 | 90201-154E8-00 | WASHER, PLATE (1.0T) | 1 | |
| 24 | 24W-17558-00-00 | PLATE, BEARING | 1 | |
| 25 | 90149-08152-00 | SCREW | 3 | |
| 26 | 93306-20211-00 | BEARING (6202SH2-C3) | 1 | |

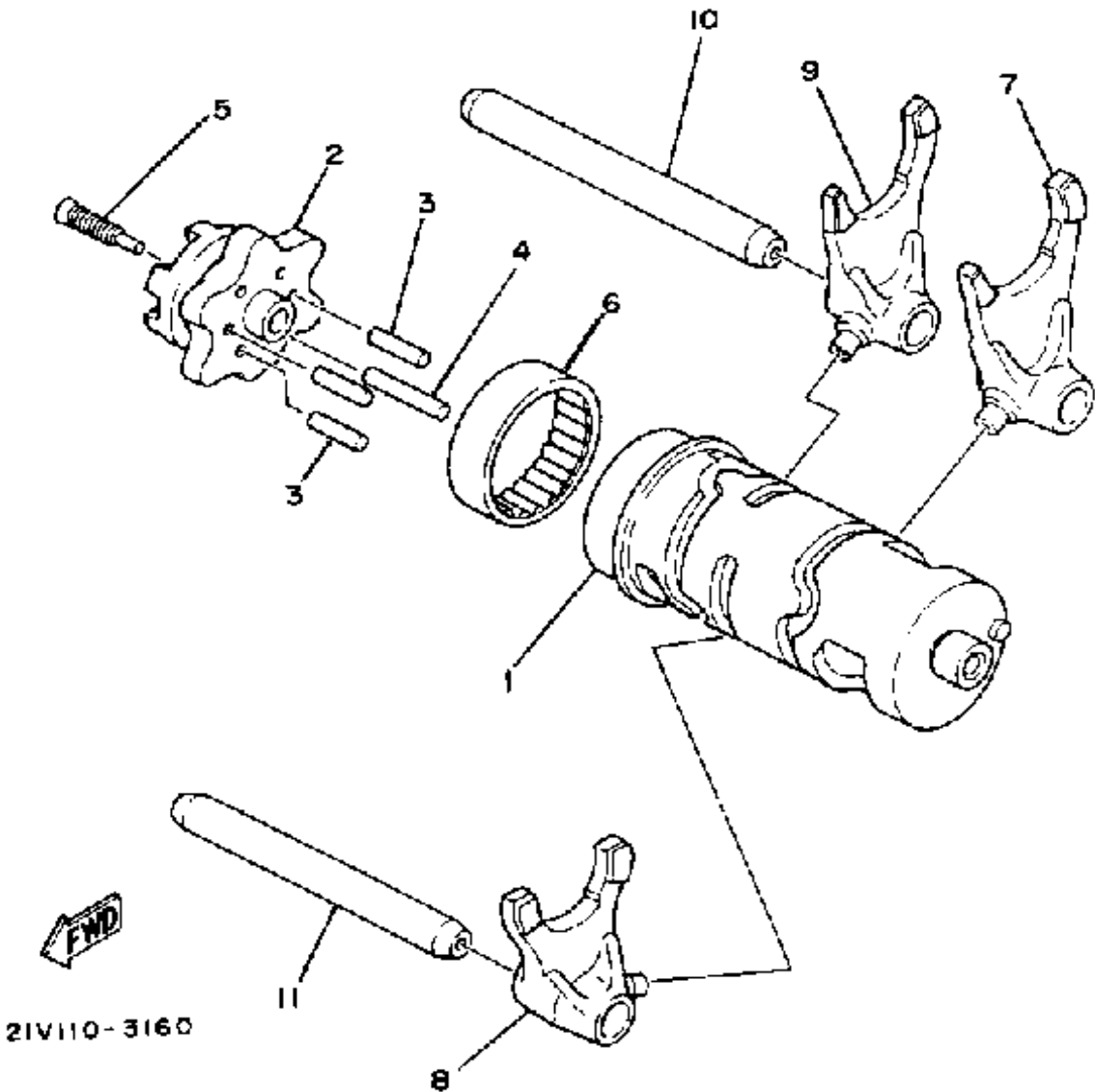
MIDDLE DRIVE GEAR



24W110-3200

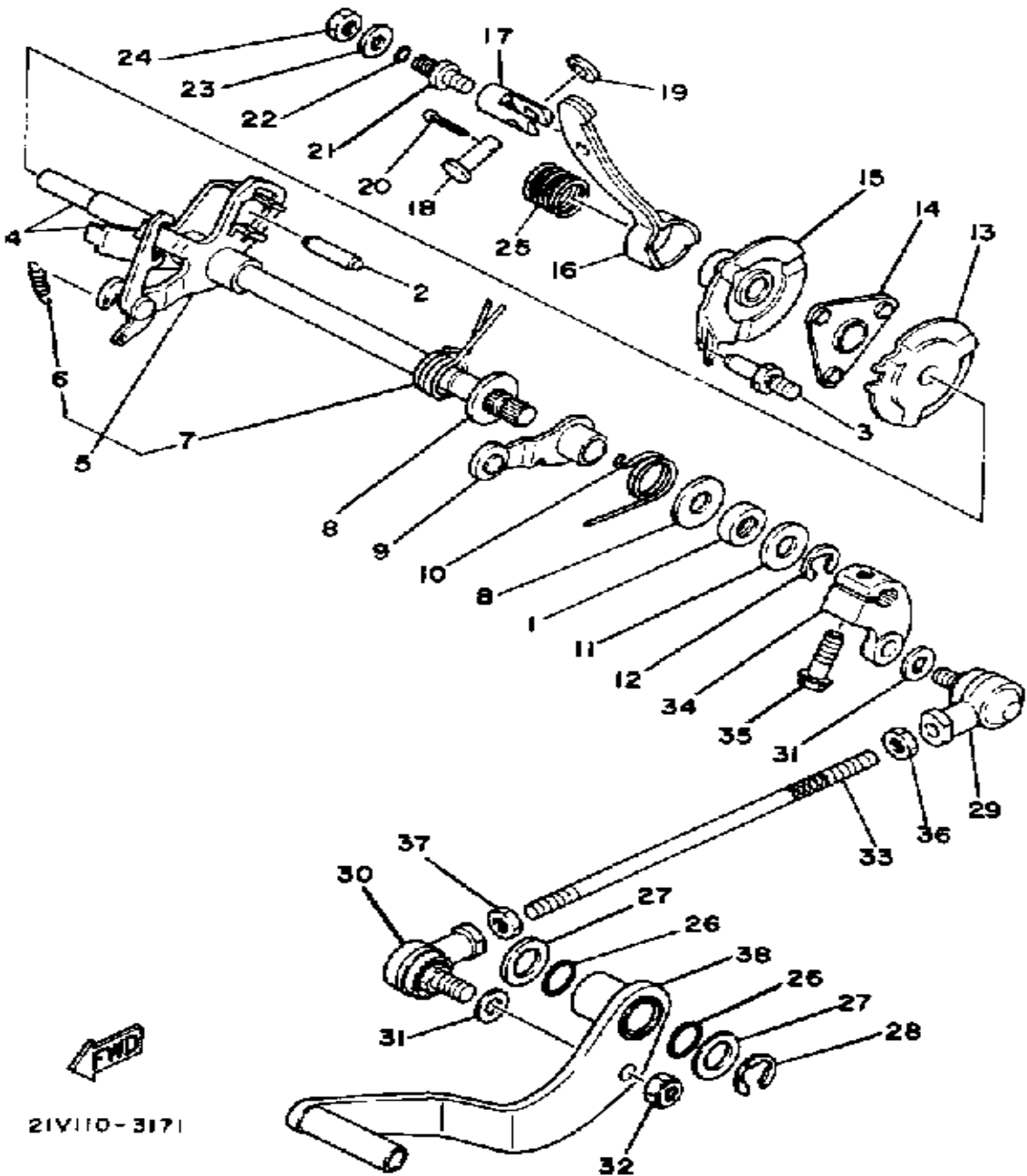
| Ref. No. | Part Number | Description | Qty | Remarks |
|----------|-----------------|---------------------------------|-----|---------|
| 1 | 24W-Y1754-00-00 | MIDDLE GEAR COMP (24W-W1751-00) | 1 | |
| 2 | 93306-30432-00 | BEARING (B6304) | 1 | |
| 3 | 24W-17537-30-00 | SHIM, THRUST (0.2T) | 1 | U.R. |
| | 24W-17537-40-00 | SHIM, THRUST (0.3T) | 1 | U.R. |
| | 24W-17537-50-00 | SHIM, THRUST (0.4T) | 1 | U.R. |
| 4 | 90179-16417-00 | NUT, SPEC'L SHAPE | 1 | |
| 5 | 24W-17553-00-00 | SHAFT, MDL DRIVEN | 1 | |
| 6 | 24W-17527-01-00 | CAM, DRIVEN (24W-17527-00) | 1 | |
| 7 | 90501-60774-00 | SPRING, COMPRESSION | 1 | |
| 8 | 24W-17524-00-00 | HOLDER | 1 | |
| 9 | 3H5-17529-00-00 | WASHER, THRUST | 2 | |
| 10 | 24W-46129-00-00 | SPACER, EXPANSION | 1 | |
| 11 | 90201-173G4-00 | WASHER, PLATE | 2 | |
| 12 | 24W-17551-00-00 | HOUSING, BEARING | 1 | |
| 13 | 93306-30302-00 | BEARING | 1 | |
| 14 | 90179-50416-00 | NUT, SPEC'L SHAPE | 1 | |
| 15 | 93210-56589-00 | O-RING | 1 | |
| 16 | 93101-26117-00 | OIL SEAL, S-TYPE | 1 | |
| 17 | 24W-17584-00-00 | COUPLING, GEAR | 1 | |
| 18 | 93210-59531-00 | O-RING | 1 | |
| 19 | 90179-12421-00 | NUT, SPEC'L SHAPE | 1 | |
| 20 | 90201-125F7-00 | WASHER, PLATE | 1 | |
| 21 | 93316-00604-00 | BEARING | 1 | |
| 22 | 93440-55122-00 | CIRCLIP, OUTER | 1 | |
| 23 | 97013-08025-00 | BOLT | 4 | |
| 24 | 92901-08600-00 | WASHER | 4 | |

SHIFT CAM FORK



| Ref. No. | Part Number | Description | Qty | Remarks |
|----------|-----------------|---------------------|-----|---------|
| 1 | 21V-18540-01-00 | SHIFT CAM ASSEMBLY | 1 | |
| 2 | 5H0-18185-01-00 | SEGMENT | 1 | |
| 3 | 93604-16092-00 | PIN, DOWEL | 4 | |
| 4 | 93604-20156-00 | PIN, DOWEL | 1 | |
| 5 | 90151-06013-00 | SCREW, COUNTERSUNK | 1 | |
| 6 | 93315-23612-00 | BEARING | 1 | |
| 7 | 5N0-18513-00-00 | FORK, SHIFT 3 | 1 | |
| 8 | 5H0-18511-00-00 | FORK, SHIFT 1 | 1 | |
| 9 | 5H0-18512-00-00 | FORK, SHIFT 2 | 1 | |
| 10 | 5H0-18531-00-00 | BAR, SHIF FRK GDE 1 | 1 | |
| 11 | 3Y1-18535-00-00 | BAR, SHIF FRK GDE 2 | 1 | |

SHIFT SHAFT-PEDAL

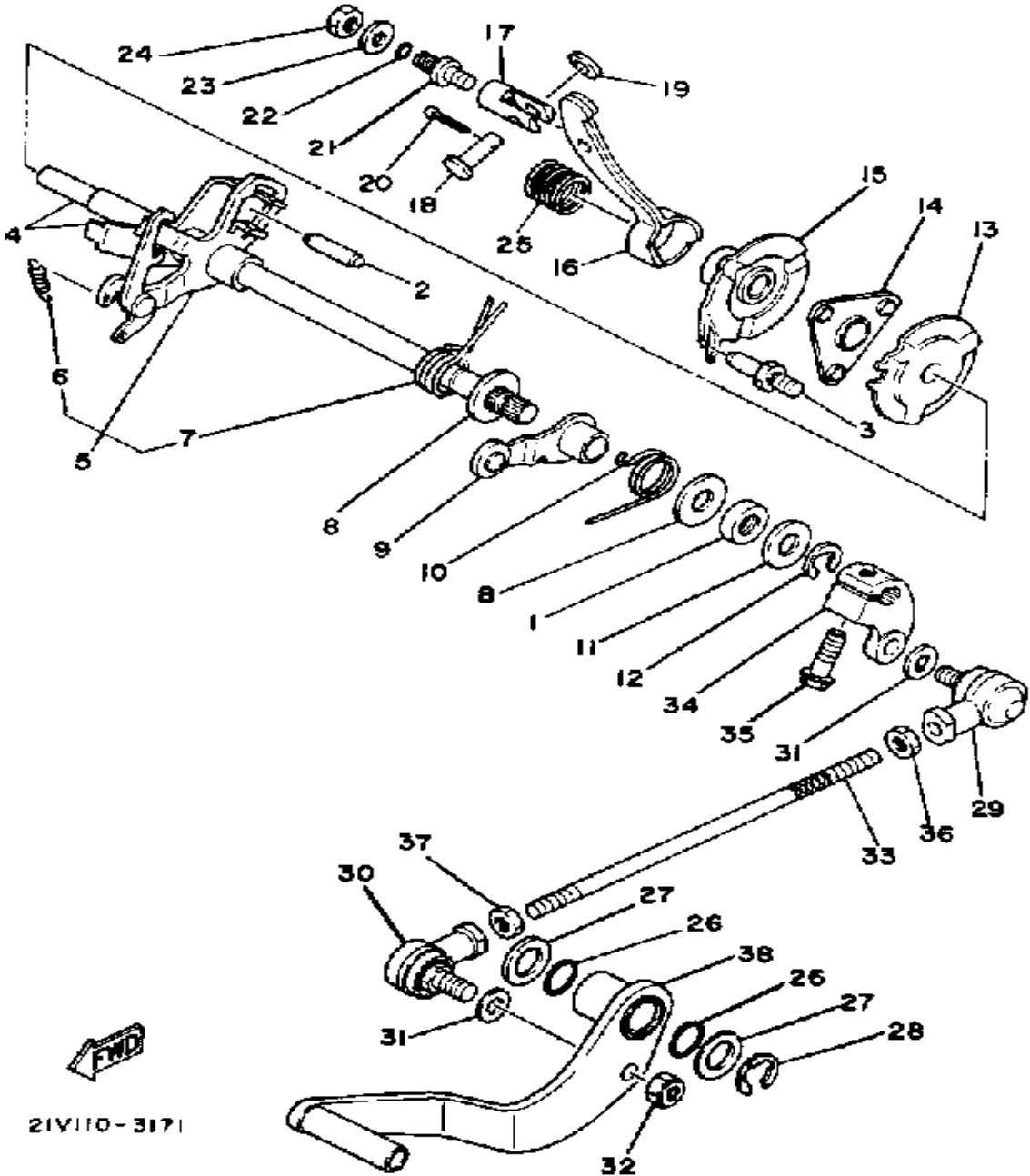


21V110-3171

| Ref. No. | Part Number | Description | Qty | Remarks |
|----------|-----------------|------------------------|-----|---------|
| 1 | 93102-12321-00 | OIL SEAL, SD-TYPE | 1 | |
| 2 | 93608-30152-00 | PIN, DOWEL | 1 | |
| 3 | 21V-18177-00-00 | BOLT, STOPPER | 1 | |
| 4 | 21V-W1813-00-00 | SHIFT SHAFT COMP. | 1 | |
| 5 | 21V-18120-00-00 | SHIFT LEVER ASSEMBLY | 1 | |
| 6 | 90506-08227-00 | . SPRING, TENSION | 1 | |
| 7 | 90508-29570-00 | . SPRING, TORSION | 1 | |
| 8 | 90201-12588-00 | WASHER, PLATE | 2 | |
| 9 | 4G0-18140-00-00 | STOPPER LEVER ASSEMBLY | 1 | |
| 10 | 90508-26539-00 | SPRING, TORSION | 1 | |
| 11 | 90201-12575-00 | WASHER, PLATE | 1 | |
| 12 | 99006-10600-00 | CIRCLIP | 1 | |
| 13 | 24W-18179-00-00 | GUIDE | 1 | |
| 14 | 21V-18181-00-00 | HOLDER, PAWL | 1 | |
| 15 | 29U-18104-00-00 | SHIFT, GUIDE | 1 | |
| 16 | 2HT-1817A-00-00 | ARM, SHIFT 3 | 1 | |
| 17 | 21V-18126-00-00 | PIN, LEVER | 1 | |
| 18 | 21V-18118-00-00 | PIN, JOINT | 1 | |
| 19 | 92901-08600-00 | WASHER | 1 | |
| 20 | 91490-16020-00 | PIN, COTTER | 1 | |
| 21 | 21V-18127-00-00 | STOPPER, SCREW | 1 | |
| 22 | 93210-07590-00 | O-RING | 1 | |
| 23 | 90201-08649-00 | WASHER, PLATE | 1 | |
| 24 | 95316-08700-00 | NUT (2GV) | 1 | |
| 25 | 90501-16768-00 | SPRING, COMPRESSION | 1 | |
| 26 | 93210-15566-00 | O-RING | 2 | |
| 27 | 90201-15797-00 | WASHER, PLATE | 2 | |
| 28 | 93430-12008-00 | CIRCLIP | 1 | |
| 29 | 21V-18156-00-00 | BALL, L R | 1 | |

CONTINUED ON NEXT FRAME ➤

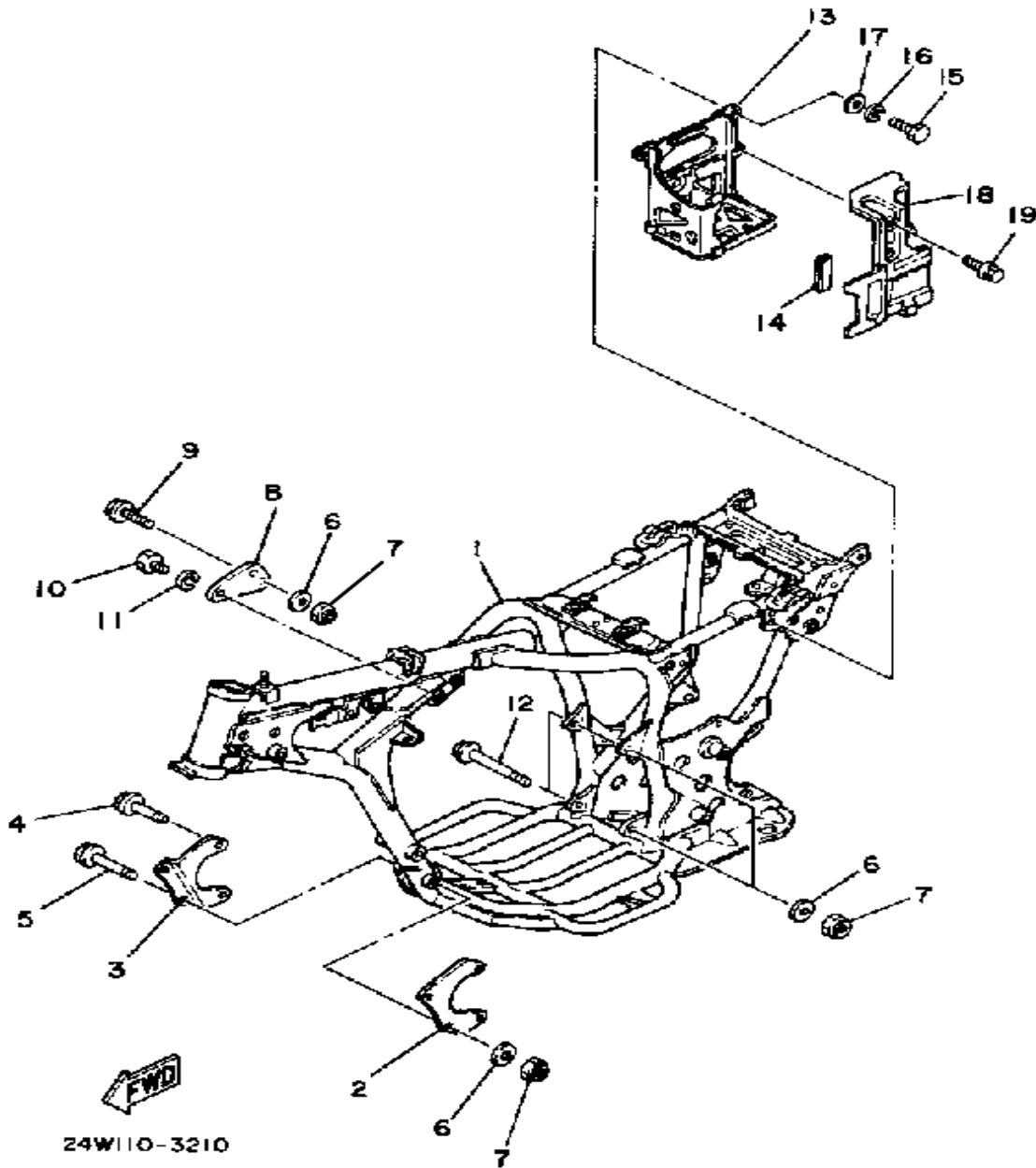
SHIFT SHAFT-PEDAL



| Ref. No. | Part Number | Description | Qty | Remarks |
|----------|-----------------|--------------------|-----|---------|
| 30 | 21V-18157-00-00 | BALL, L L | 1 | |
| 31 | 90201-081A6-00 | WASHER, PLATE | 2 | |
| 32 | 95616-08100-00 | NUT, U | 2 | |
| 33 | 21V-18115-00-00 | ROD, SHIFT | 1 | |
| 34 | 5V6-18116-00-00 | JOINT, ROD 1 | 1 | |
| 35 | 95811-06025-00 | BOLT, FLANGE | 1 | |
| 36 | 95316-08700-00 | NUT (2GV) | 1 | |
| 37 | 90170-08261-00 | NUT | 1 | |
| 38 | 21V-18111-10-00 | PEDAL, SHIFT | 1 | |
| 39 | 132-18113-01-00 | COVER, SHIFT PEDAL | 1 | |

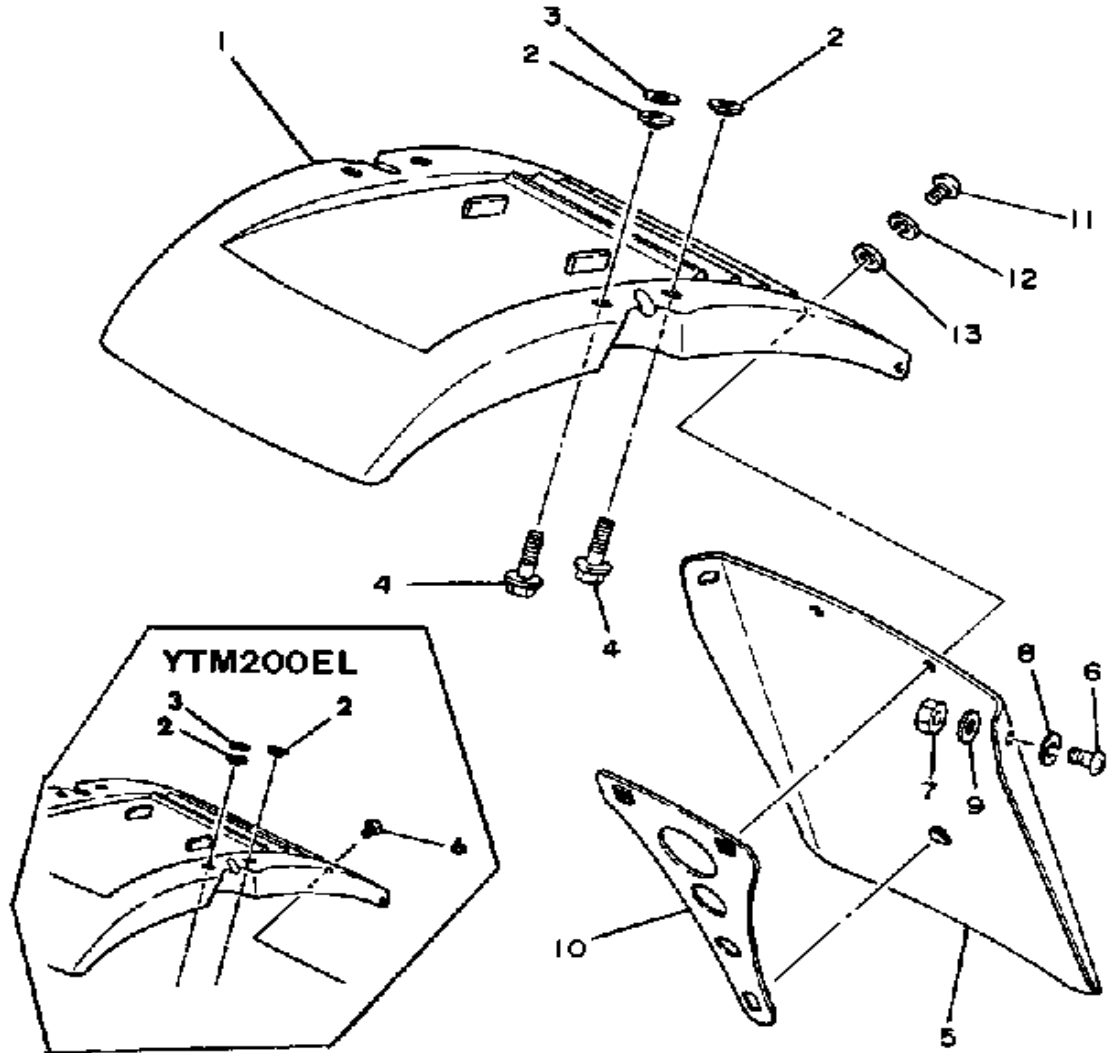
21V110-3171

FRAME



| Ref. No. | Part Number | Description | Qty | Remarks |
|----------|-------------------|------------------------------|-----|---------|
| 1 | (24W-21110-01-33) | FRAME | 1 | |
| 2 | 24W-21316-00-00 | STAY, ENGINE 3 | 1 | |
| 3 | 24W-21317-00-00 | STAY, ENGINE 4 | 1 | |
| 4 | 95811-08065-00 | BOLT, FLANGE | 2 | |
| 5 | 95811-08075-00 | BOLT, FLANGE | 2 | |
| 6 | 90201-094G1-00 | WASHER, PLATE | 7 | |
| 7 | 90185-08089-00 | NUT, SELF-LOCKING | 7 | |
| 8 | 24W-21315-00-00 | STAY, ENGINE 2 | 1 | |
| 9 | 95811-08050-00 | BOLT, FLANGE (95812-08050) . | 1 | |
| 10 | 97313-08016-00 | BOLT, HEXAGON | 2 | |
| 11 | 92990-08100-00 | WASHER | 2 | |
| 12 | 95811-08105-00 | BOLT, FLANGE (95812-08105) . | 2 | |
| 13 | 24W-21170-00-00 | BOX | 1 | |
| 14 | 3FC-2139R-00-00 | COVER 2 | 3 | |
| 15 | 97011-06016-00 | BOLT | 3 | |
| 16 | 92995-06100-00 | WASHER, SPRING | 3 | |
| 17 | 90201-061A5-00 | WASHER, PLATE | 3 | |
| 18 | 24W-21245-00-00 | BOX | 1 | |
| 19 | 90119-06056-00 | BOLT, WITH WASHER | 1 | |

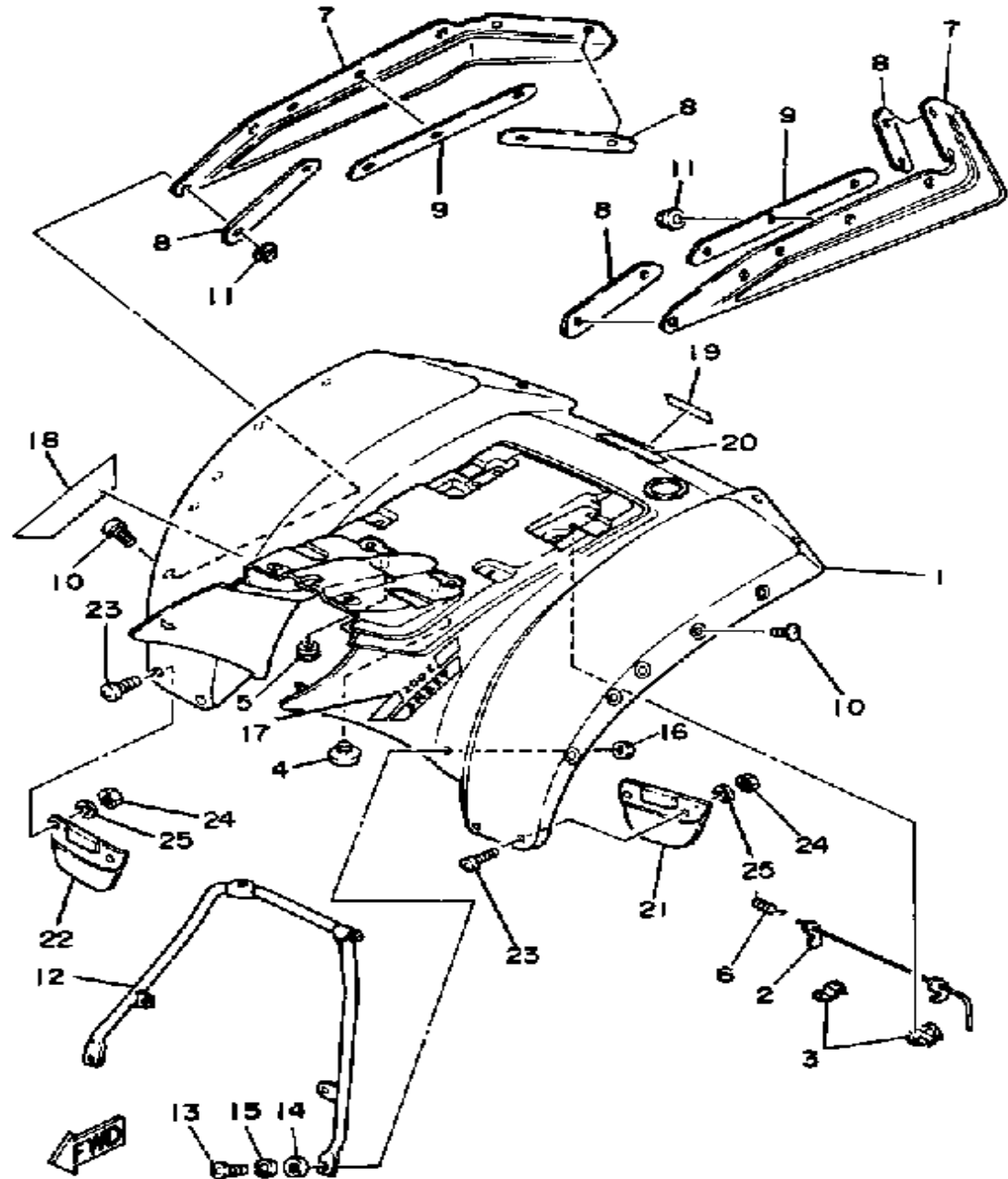
FRONT FENDER



FRONT
24W110-3220

| Ref. No. | Part Number | Description | Qty | Remarks |
|----------|-----------------|--|-----|-----------|
| 1 | 21V-21511-00-00 | FENDER, FRONT | 1 | COMP. YEL |
| 2 | 90209-06187-00 | WASHER | 4 | |
| 3 | 90201-06778-00 | WASHER, PLATE | 2 | |
| 4 | 90119-06061-00 | BOLT, WITH WASHER | 4 | |
| 5 | 24W-21521-00-00 | FLAP, FRONT FENDER | 1 | |
| 6 | 90154-05059-00 | SCREW, BINDING | 2 | |
| | 90154-05059-00 | SCREW, BINDING | 4 | |
| 7 | 95380-05600-00 | NUT | 2 | |
| 8 | 92990-05100-00 | WASHER, SPRING | 2 | |
| 9 | 90201-05029-00 | WASHER, PLATE | 2 | |
| 10 | 24W-21523-00-00 | PLATE 1 | 1 | |
| 11 | 98580-05016-00 | SCREW, PAN HEAD (98501-05016) | 2 | |
| 12 | 92990-05100-00 | WASHER, SPRING | 2 | |
| 13 | 92901-05600-00 | WASHER, PLATE | 2 | |

REAR FENDER

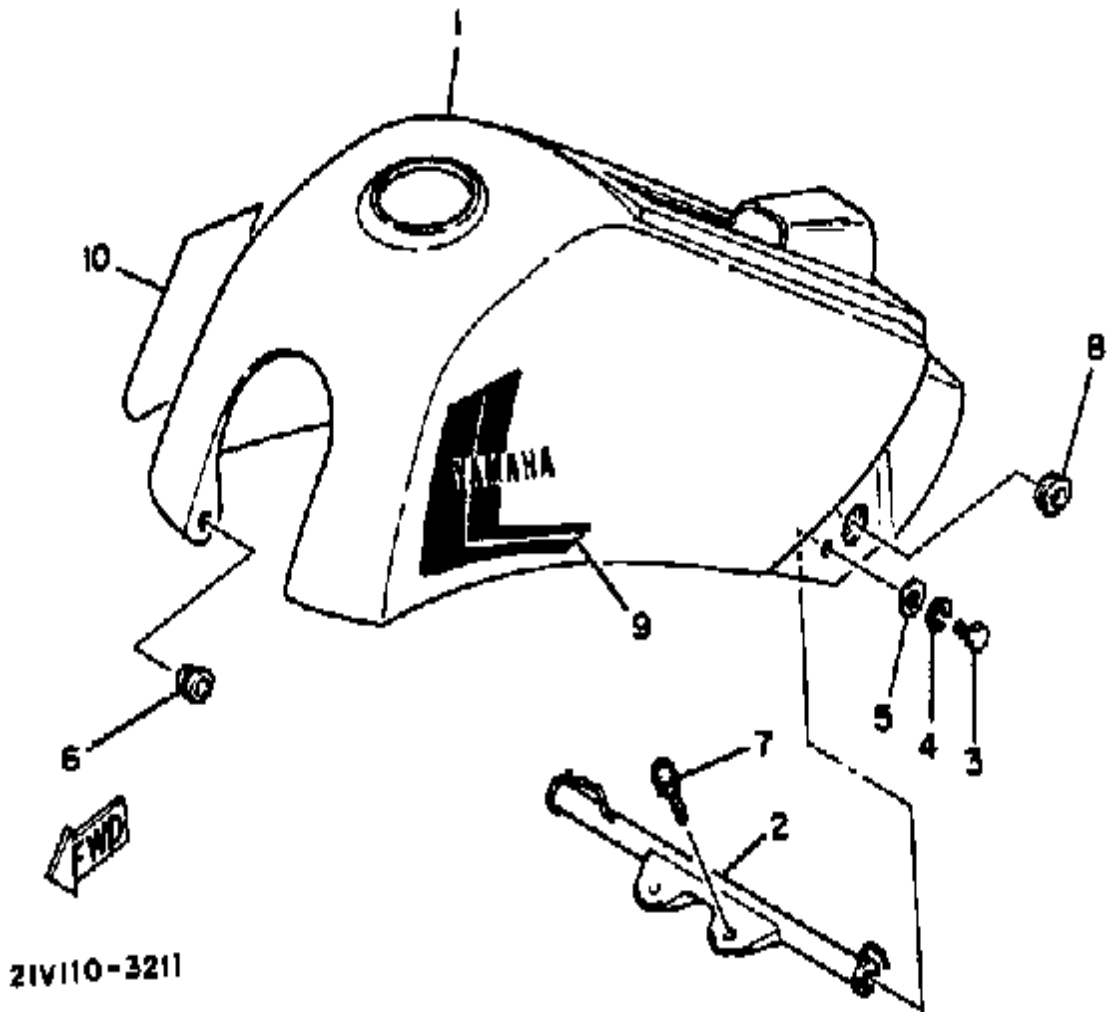


24W110-3230

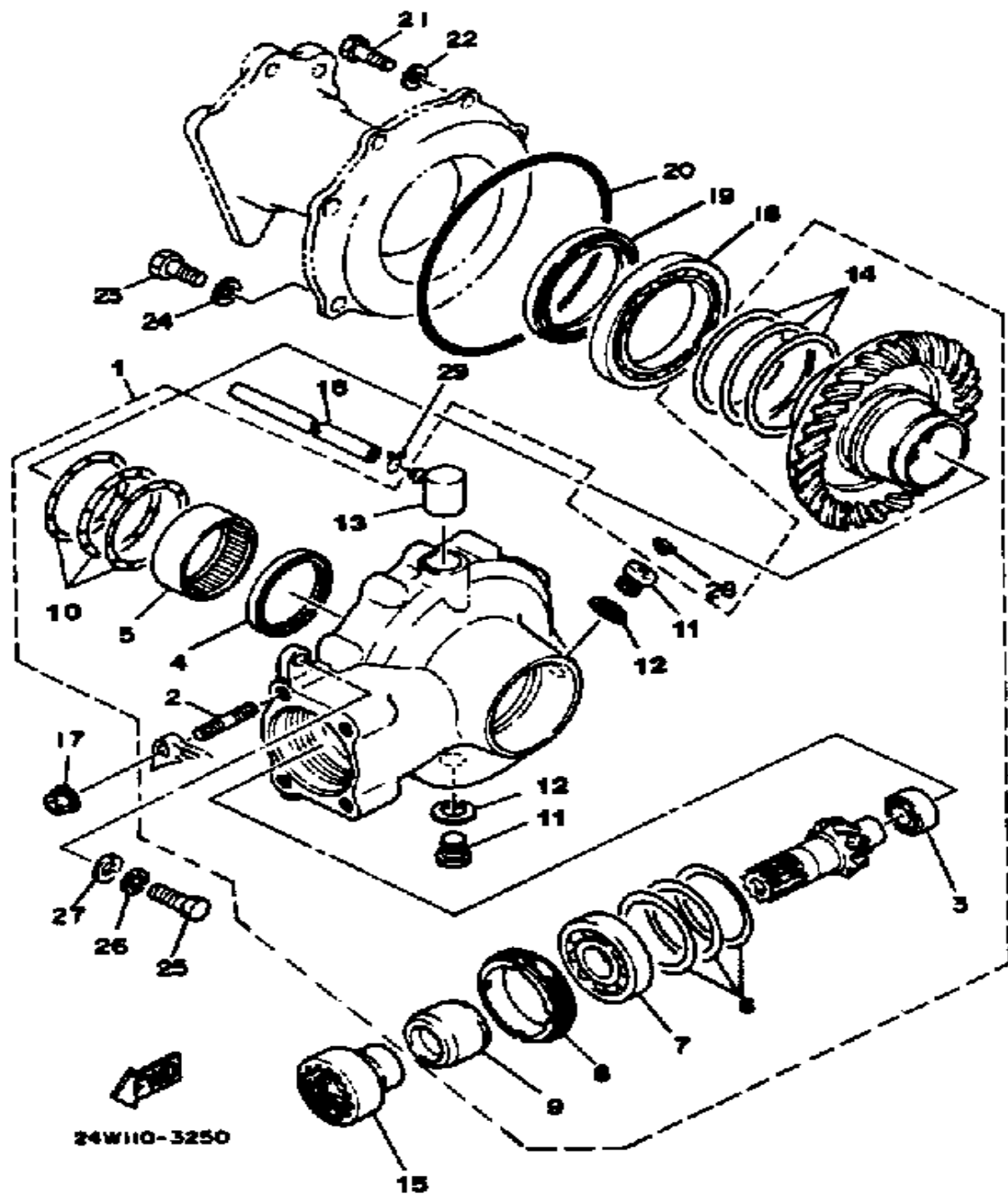
| Ref. No. | Part Number | Description | Qty | Remarks |
|----------|-------------------|------------------------------|-----|---------|
| 1 | 24W-21611-00-00 | FENDER, REAR | 1 | |
| 2 | 21V-24776-00-00 | LEVER, SEAT | 1 | |
| 3 | 21V-24775-00-00 | BRACKET, SEAT LEVER | 2 | |
| 4 | 1L9-24741-00-00 | PAD, SEAT | 4 | |
| 5 | 90480-19351-00 | GROMMET | 2 | |
| 6 | 90508-23567-00 | SPRING, TORSION | 1 | |
| 7 | 24W-21621-00-00 | FLAP | 2 | |
| 8 | 21V-21623-00-00 | PLATE, FLAP FTNG 1 | 4 | |
| 9 | 24W-21624-00-00 | PLATE, FLAP FTNG 2 | 2 | |
| 10 | 90154-05059-00 | SCREW, BINDING | 14 | |
| 11 | 95701-05500-00 | NUT, FLANGE | 14 | |
| 12 | 21V-21613-01-00 | STAY, FENDER 1 | 1 | |
| 13 | 98903-06016-00 | SCREW, BIND | 2 | |
| 14 | 90201-061A5-00 | WASHER, PLATE | 2 | |
| 15 | 92995-06100-00 | WASHER, SPRING | 2 | |
| 16 | 24W-2163G-00-00 | EMBLEM 1 | 1 | |
| | 95380-06600-00 | NUT | 2 | |
| 17 | 24W-2163G-30-00 | EMBLEM 1 | 1 | |
| | 24W-2163H-00-00 | EMBLEM 2 | 1 | |
| 18 | 24W-2163H-30-00 | EMBLEM 2 | 1 | |
| 19 | 24W-21784-30-00 | EMBLEM 4 | 1 | |
| | 3X3-21784-00-00 | EMBLEM 4 | 1 | |
| 20 | (21V-21659-01-00) | LABEL, SAFETY | 1 | |
| | 21V-21659-30-00 | LABEL, SAFETY (52G-21659-00) | 1 | |
| 21 | 21V-2163A-00-00 | COVER, REAR FENDER | 1 | |
| 22 | 21V-2163E-00-00 | COVER, REAR FNDR 3 | 1 | |
| 23 | 90154-05016-00 | SCREW, BINDING | 4 | |
| 24 | 95612-05100-00 | NUT, U | 4 | |
| 25 | 90201-05036-00 | WASHER, PLATE | 4 | |

SIDE COVER

| Ref. No. | Part Number | Description | Qty | Remarks |
|----------|-------------------|--------------------------|-----|-----------|
| 1 | 21V-21711-00-00 | COVER, SIDE 1 | 1 | COMP. YEL |
| 2 | (21V-2172E-00-00) | STAY, SIDE COVER 1 | 1 | |
| 3 | 97013-06012-00 | BOLT | 2 | |
| 4 | 92995-06100-00 | WASHER, SPRING | 2 | |
| 5 | 90201-061A5-00 | WASHER, PLATE | 2 | |
| 6 | 90480-10343-00 | GROMMET | 2 | |
| 7 | 90159-06016-00 | SCREW, WITH WASHER | 2 | |
| 8 | 90480-01401-00 | GROMMET | 2 | |
| 9 | (24W-21781-30-00) | EMBLEM 1 | 1 | |
| | 24W-21781-00-00 | EMBLEM 1 | 1 | |
| 10 | 24W-21782-00-00 | EMBLEM 2 | 1 | |
| | 24W-21782-30-00 | EMBLEM 2 | 1 | |



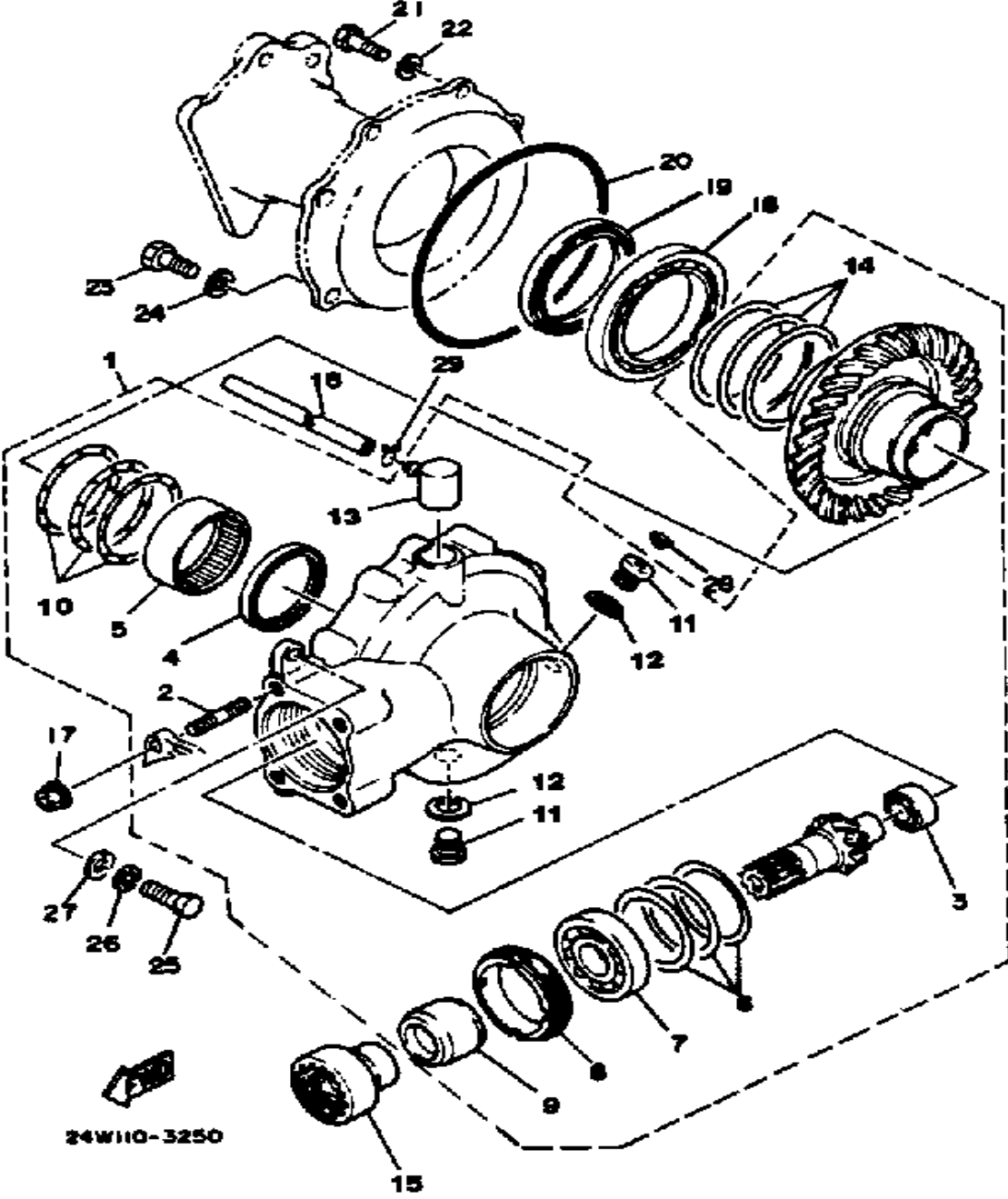
DRIVE SHAFT



| Ref. No. | Part Number | Description | Qty | Remarks |
|----------|-----------------|---------------------------|-----|---------|
| 1 | 24W-46101-01-00 | RR AXL GR CASE ASSEMBLY | 1 | |
| 2 | 90116-08360-00 | . BOLT, STUD | 4 | |
| 3 | 24W-46102-00-00 | . BEARING ASSEMBLY | 1 | |
| 4 | 93101-52116-00 | . OIL SEAL | 1 | |
| 5 | 93317-85569-00 | . BEARING | 1 | |
| 6 | 1J7-17537-Y0-30 | . SHIM, THRUST (0.30T) | 1 | U.R. |
| | 1J7-17537-Y0-40 | . SHIM, THRUST (0.40T) | 1 | U.R. |
| | 1J7-17537-Y0-50 | . SHIM, THRUST (0.50T) | 1 | U.R. |
| 7 | 93306-30539-00 | . BEARING | 1 | |
| 8 | 24W-46125-00-00 | . RETAINER, BEARING | 1 | |
| 9 | 90387-255H9-00 | . COLLAR | 1 | |
| 10 | 24W-46118-00-12 | . WASHER, THRUST (1.2T) | 1 | U.R. |
| | 24W-46118-00-14 | . WASHER, THRUST (1.4T) | 1 | U.R. |
| | 24W-46118-00-16 | . WASHER, THRUST (1.6T) | 1 | U.R. |
| | 24W-46118-00-18 | . WASHER, THRUST (1.8T) | 1 | U.R. |
| | 24W-46118-00-20 | . WASHER, THRUST (2.0T) | 1 | U.R. |
| 11 | 90340-14046-00 | . PLUG, STRAIGHT SCREW | 2 | |
| 12 | 214-11198-01-00 | . GASKET | 2 | |
| 13 | 2H7-17591-01-00 | . BREATHER | 1 | |
| 14 | 24W-46117-00-25 | . SHIM, RING GEAR (0.25T) | 1 | U.R. |
| | 24W-46117-00-30 | . SHIM, RING GEAR (0.30T) | 1 | U.R. |
| | 24W-46117-00-40 | . SHIM, RING GEAR (0.40T) | 1 | U.R. |
| | 24W-46117-00-50 | . SHIM, RING GEAR (0.50T) | 1 | U.R. |
| 15 | 24W-46123-00-00 | COUPLING, GEAR | 1 | |
| 16 | 90445-07745-00 | HOSE | 1 | |
| 17 | 95701-08500-00 | NUT, FLANGE | 4 | |
| 18 | 93316-01301-00 | BEARING | 1 | |
| 19 | 93102-65277-00 | OIL SEAL | 1 | |
| 20 | 93211-44348-00 | O-RING | 1 | |

CONTINUED ON NEXT FRAME ►

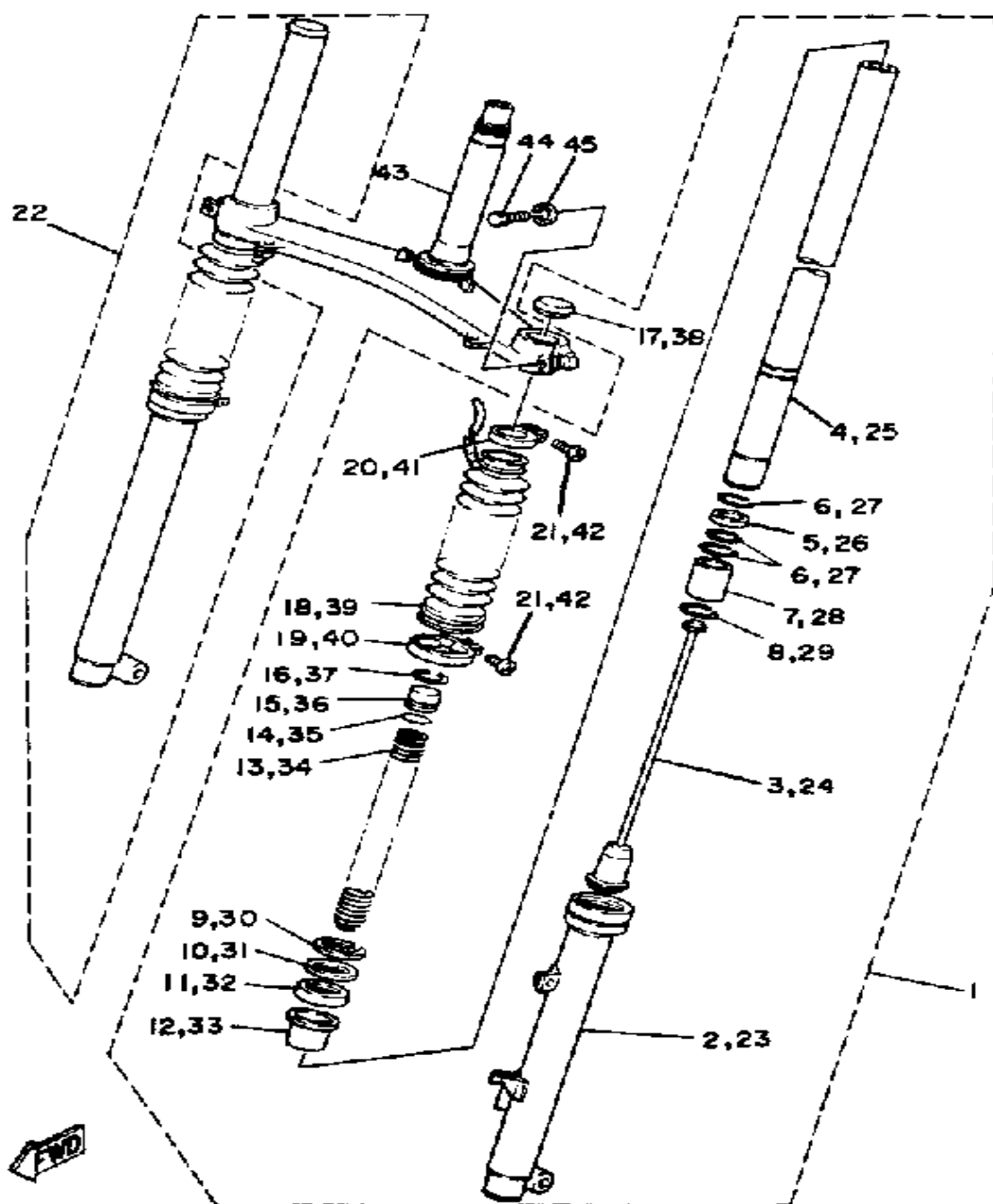
DRIVE SHAFT



| Ref. No. | Part Number | Description | Qty | Remarks |
|----------|-----------------|---------------------|-----|---------|
| 21 | 97013-08025-00 | BOLT | 6 | |
| 22 | 92901-08600-00 | WASHER | 6 | |
| 23 | 97011-10025-00 | BOLT | 2 | |
| 24 | 92990-10600-00 | WASHER, PLATE | 2 | |
| 25 | 97023-10035-00 | BOLT, HEXAGON | 2 | |
| 26 | 92990-10100-00 | LOCKWASHER | 2 | |
| 27 | 92990-10600-00 | WASHER, PLATE | 2 | |
| 28 | 341-23469-00-00 | CAP, BOLT | 1 | |
| 29 | 90467-07029-00 | CLIP | 1 | |

FRONT FORK

| Ref. No. | Part Number | Description | Qty | Remarks |
|----------|-----------------|---------------------------------|-----|---------|
| 1 | 24W-23102-00-35 | FRONT FORK ASSEMBLY L (L.H.) | 1 | |
| 2 | 21V-23106-00-35 | . OUTER TUBE LH (L.H.) | 1 | SILVER |
| 3 | 21V-23170-00-00 | . CYLINDER, FRTFRKFRONT FORK | 1 | |
| 4 | 21V-23110-00-00 | . INNER TUBE 1 | 1 | |
| 5 | 5H0-23113-00-00 | . COLLAR | 1 | |
| 6 | 93440-29110-00 | . CIRCLIP, OUTER | 3 | |
| 7 | 5H0-23189-00-00 | . FREE-PSTN, FRT FORKFRONT FORK | 1 | |
| 8 | 93440-27091-00 | . CIRCLIP, OUTER | 1 | |
| 9 | 99009-42500-00 | . CIRCLIP | 1 | |
| 10 | 5H0-23146-00-00 | . WASHER, OIL SEAL | 1 | |
| 11 | 93110-30013-00 | . OIL SEAL, SWO-TYPE | 1 | |
| 12 | 5H0-23125-00-00 | . METAL, SLIDE 1 | 1 | |
| 13 | 24W-23141-00-00 | . SPRING, FRONT FORK | 1 | |
| 14 | 93210-21276-00 | . O-RING | 1 | |
| 15 | 5H5-23111-00-00 | . BOLT, CAP | 1 | |
| 16 | 93450-27071-00 | . CIRCLIP, INNER | 1 | |
| 17 | 5H5-23154-00-00 | . PLUG, INNER TUBE | 1 | |
| 18 | 21V-2312A-00-00 | . BOOT | 1 | |
| 19 | 90460-52259-00 | . CLAMP, HOSE | 1 | |
| 20 | 90460-35260-00 | . CLAMP, HOSE | 1 | |
| 21 | 98506-04020-00 | . SCREW, PAN HEAD | 2 | |
| 22 | 24W-23103-00-35 | FRONT FORK ASSEMBLY R (R.H.) | 1 | |
| 23 | 21V-23107-00-35 | . OUTER TUBE RH (R.H.) | 1 | SILVER |
| 24 | 21V-23170-00-00 | . CYLINDER, FRTFRKFRONT FORK | 1 | |
| 25 | 21V-23110-00-00 | . INNER TUBE 1 | 1 | |

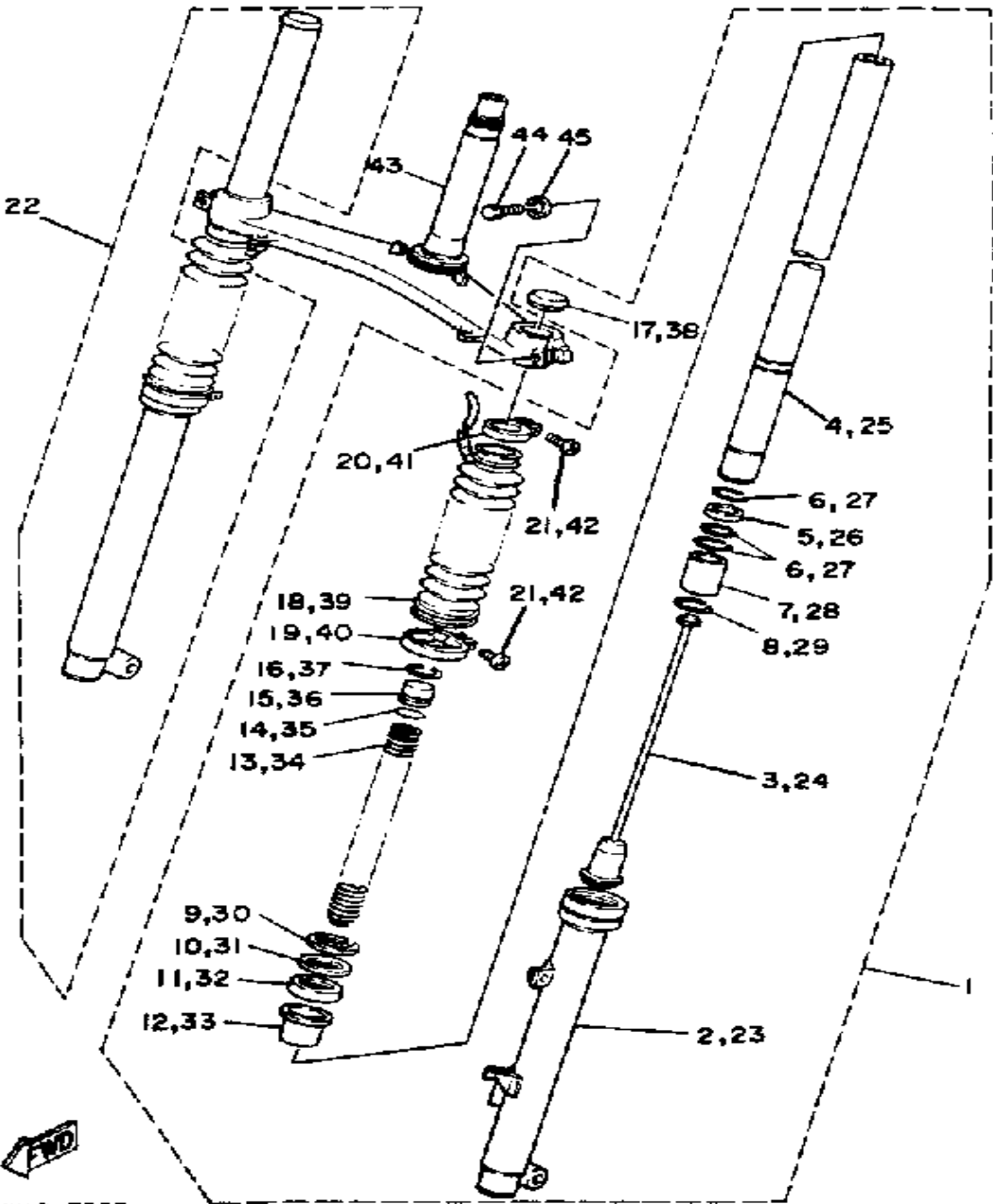


24W110-3280

CONTINUED ON NEXT FRAME ➤

FRONT FORK

| Ref. No. | Part Number | Description | Qty | Remarks |
|----------|-----------------|---------------------------------------|-----|---------|
| 26 | 5H0-23113-00-00 | . COLLAR | 1 | |
| 27 | 93440-29110-00 | . CIRCLIP, OUTER | 3 | |
| 28 | 5H0-23189-00-00 | . FREE-PSTN, FRT FORKFRONT FORK | 1 | |
| 29 | 93440-27091-00 | . CIRCLIP, OUTER | 1 | |
| 30 | 99009-42500-00 | . CIRCLIP | 1 | |
| 31 | 5H0-23146-00-00 | . WASHER, OIL SEAL | 1 | |
| 32 | 93110-30013-00 | . OIL SEAL, SWO-TYPE | 1 | |
| 33 | 5H0-23125-00-00 | . METAL, SLIDE 1 | 1 | |
| 34 | 24W-23141-00-00 | . SPRING, FRONT FORK | 1 | |
| 35 | 93210-21276-00 | . O-RING | 1 | |
| 36 | 5H5-23111-00-00 | . BOLT, CAP | 1 | |
| 37 | 93450-27071-00 | . CIRCLIP, INNER | 1 | |
| 38 | 5H5-23154-00-00 | . PLUG, INNER TUBE | 1 | |
| 39 | 21V-2312A-00-00 | . BOOT | 1 | |
| 40 | 90460-52259-00 | . CLAMP, HOSE | 1 | |
| 41 | 90460-35260-00 | . CLAMP, HOSE | 1 | |
| 42 | 98506-04020-00 | . SCREW, PAN HEAD | 2 | |
| 43 | 24W-23340-10-00 | UNDER BRACKET | 1 | |
| 44 | 97023-10035-00 | BOLT, HEXAGON | 2 | |
| 45 | 92990-10100-00 | LOCKWASHER | 2 | |

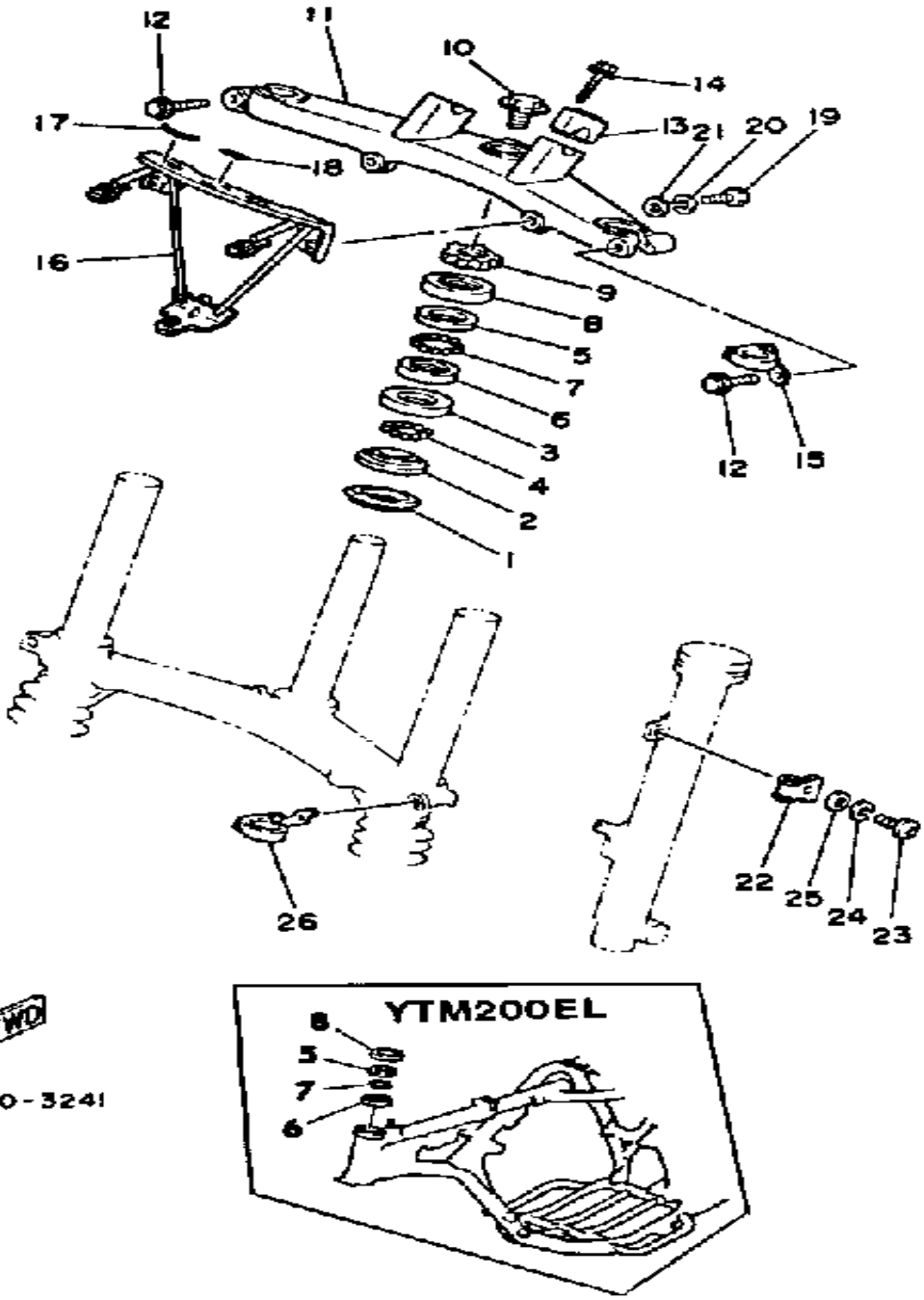


24W110-3280

STEERING

| Ref. No. | Part Number | Description | Qty | Remarks |
|----------|-----------------|----------------------------|-----|---------|
| 1 | 164-23462-00-00 | SEAL, STEERING | 1 | |
| 2 | 156-23411-00-00 | RACE, BALL 1 | 1 | |
| 3 | 156-23412-00-00 | RACE, BALL 2 | 1 | |
| 4 | 93501-04011-00 | BALL | 19 | |
| 5 | 183-23411-00-00 | RACE, BALL 1 | 1 | |
| | 22F-23411-01-00 | RACE, BALL 1 | 1 | |
| 6 | 183-23412-00-00 | RACE, BALL 2 | 1 | |
| | 22F-23412-01-00 | RACE, BALL 2 | 1 | |
| 7 | 93501-04011-00 | BALL | 19 | |
| | 93503-16010-00 | BALL | 22 | |
| 8 | 122-23416-00-00 | COVER, BALL RACE 2 | 1 | |
| | 136-23415-00-00 | COVER, BALL RACE 1 | 1 | |
| 9 | 90179-25033-00 | NUT | 1 | |
| 10 | 90105-14102-00 | BOLT, WASHER BASED | 1 | |
| 11 | 24W-23435-00-00 | CROWN, HANDLE | 1 | |
| 12 | 90105-08091-00 | BOLT, WASHER BASED | 2 | |
| 13 | 1E6-23441-00-00 | HOLDER, HANDLE UPR | 2 | |
| 14 | 95811-08035-00 | BOLT, FLANGE (95821-08035) | 4 | |
| 15 | 21V-23317-00-00 | HOLDER, CABLE | 1 | |
| 16 | 24W-23174-00-00 | STAY, HEADLIGHT | 1 | |
| 17 | 24W-83585-10-00 | LABEL | 1 | |
| 18 | 24W-83585-20-00 | LABEL | 1 | |
| 19 | 97001-08025-00 | BOLT (1NV) | 2 | |
| 20 | 92990-08100-00 | WASHER | 2 | |
| 21 | 92901-08600-00 | WASHER | 2 | |
| 22 | 3Y1-23319-00-00 | HOLDER, CABLE 2 | 1 | |
| 23 | 98506-06016-00 | SCREW, PANHEAD | 1 | |
| 24 | 92906-06100-00 | WASHER, SPRING | 1 | |
| 25 | 92906-06600-00 | WASHER | 1 | |

CONTINUED ON NEXT FRAME ➤

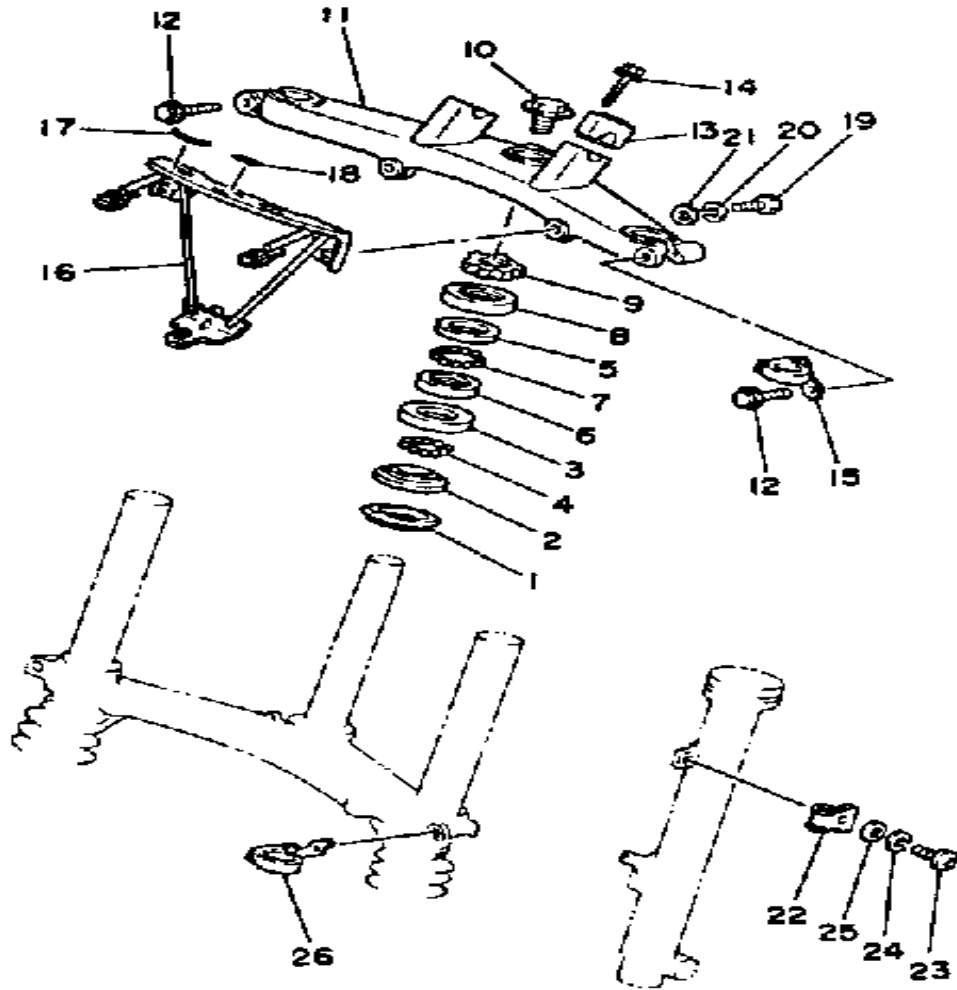


21V110-3241

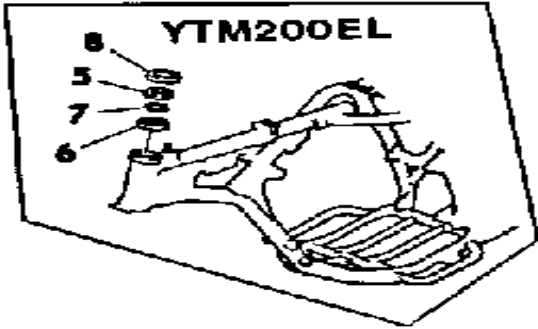
STEERING

| Ref. No. | Part Number | Description | Qty | Remarks |
|----------|-------------|-------------|-----|---------|
|----------|-------------|-------------|-----|---------|

| | | | | |
|----|-----------------|--------------------|---|--|
| 26 | 21V-23389-00-00 | GUIDE, CABLE | 1 | |
|----|-----------------|--------------------|---|--|

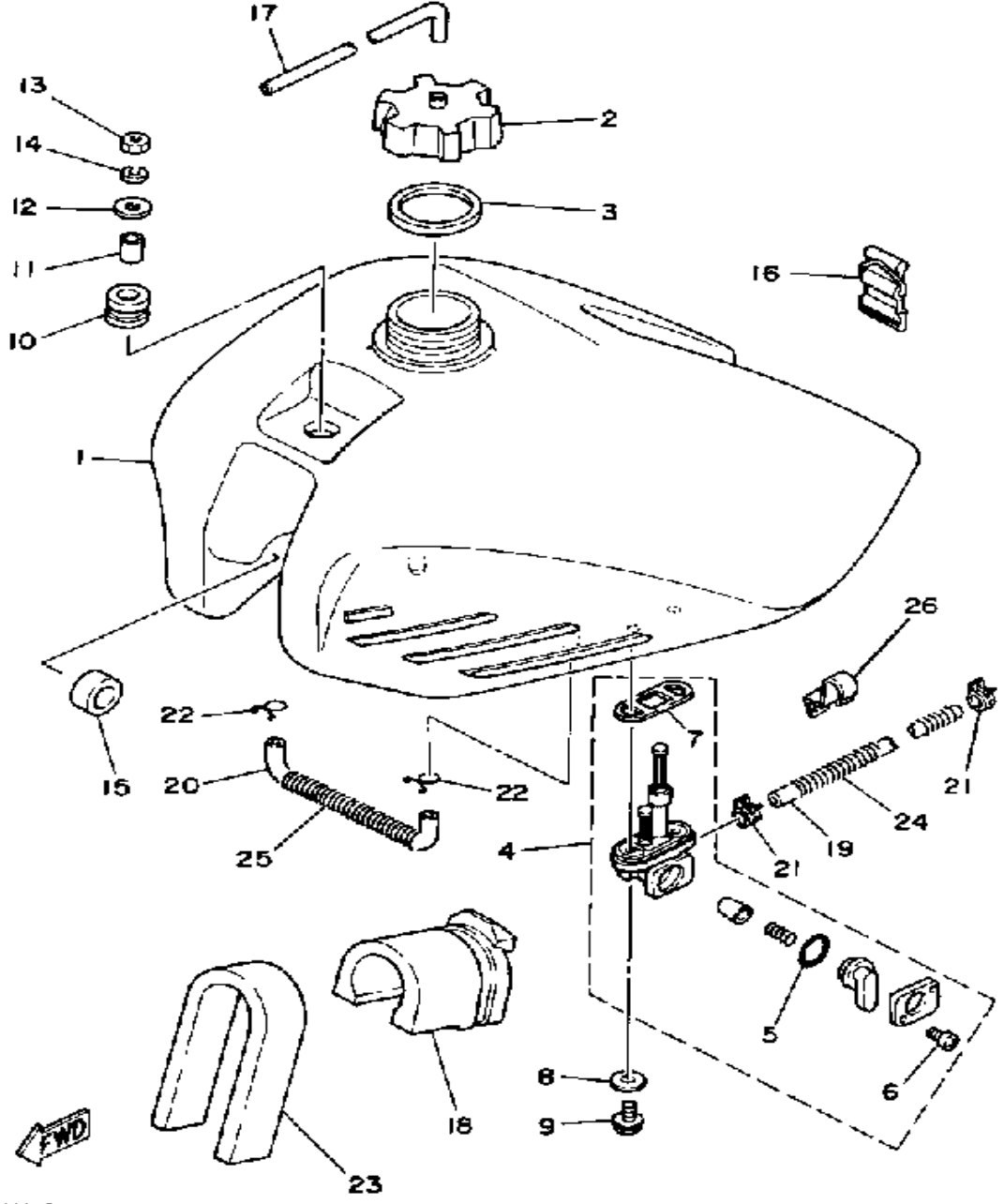


21V110-3241



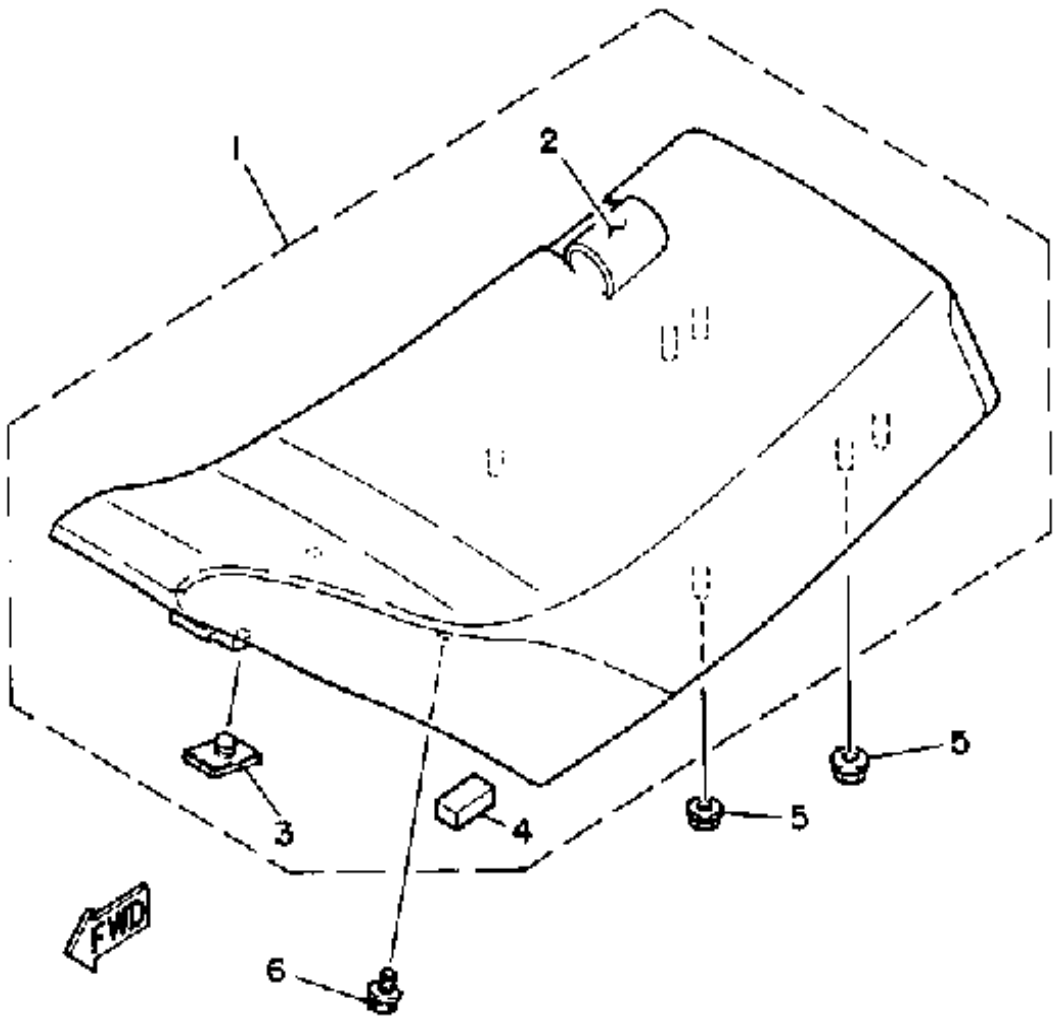
FUEL TANK

| Ref. No. | Part Number | Description | Qty | Remarks |
|----------|-------------------|--|-----|---------|
| 1 | 21V-24111-00-00 | FUEL TANK | 1 | BLACK |
| 2 | 5X7-24611-01-00 | BODY, CAP | 1 | |
| 3 | 5X7-24612-00-00 | GASKET, CAP | 1 | |
| 4 | 21V-24500-10-00 | FUEL COCK ASSEMBLY 1 ... | 1 | |
| 5 | 4X8-24534-00-00 | . SEAL, COCK | 1 | |
| 6 | 98580-03008-00 | . SCREW, PAN HEAD | 2 | |
| 7 | 4X8-24512-00-00 | . O-RING | 1 | |
| 8 | 90202-05187-00 | WASHER, PLATE | 2 | |
| 9 | 90149-06011-00 | SCREW | 2 | |
| 10 | 90480-18290-00 | GROMMET | 1 | |
| 11 | 90387-07598-00 | COLLAR | 1 | |
| 12 | 90201-06407-00 | WASHER, PLATE (90201-06747-00) | 1 | |
| 13 | 95380-06600-00 | NUT | 1 | |
| 14 | 92995-06100-00 | WASHER, SPRING | 1 | |
| 15 | 2J2-24181-00-00 | DAMPER, LOCATING 1 | 2 | |
| 16 | 59V-24173-00-00 | BAND, TANK FITTING 1 | 1 | |
| 17 | 90445-09111-00 | HOSE | 1 | |
| 18 | (21V-24181-00-00) | DAMPER, LOCATING 1 | 1 | |
| 19 | 90445-11696-00 | HOSE | 1 | |
| 20 | 21V-24331-00-00 | PIPE, LEVEL | 1 | |
| 21 | 90467-11028-00 | CLIP | 2 | |
| 22 | 90467-08003-00 | CLIP | 2 | |
| 23 | 21V-24183-00-00 | DAMPER, LOCATING 3 | 1 | |
| 24 | 90501-08668-00 | SPRING, COMPRESSION | 1 | |
| 25 | 90501-08410-00 | SPRING, COMPRESSION | 1 | |
| 26 | (21V-24135-00-00) | CLAMP 1 | 1 | |



21V110-3250

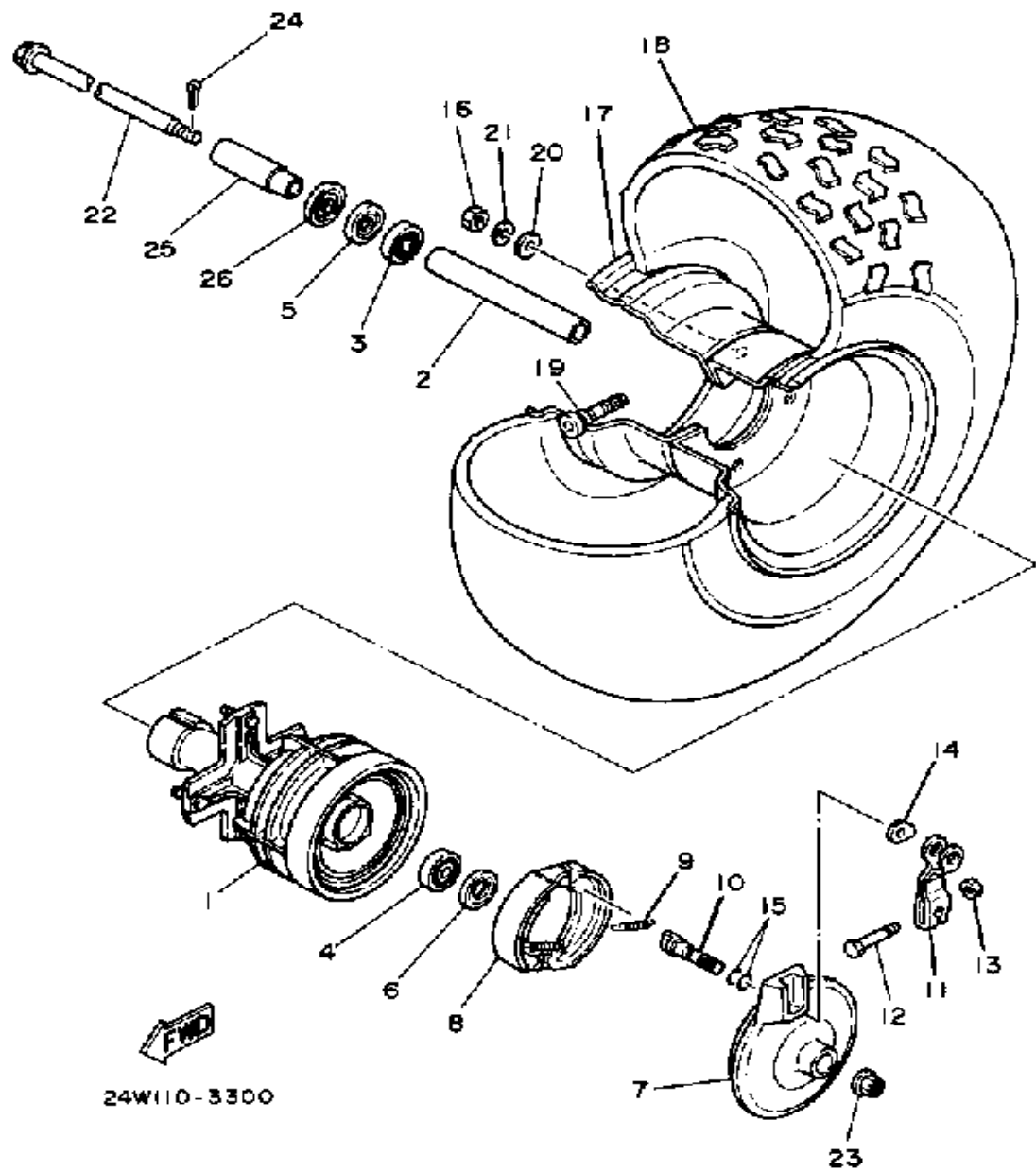
SEAT



21V110-3260

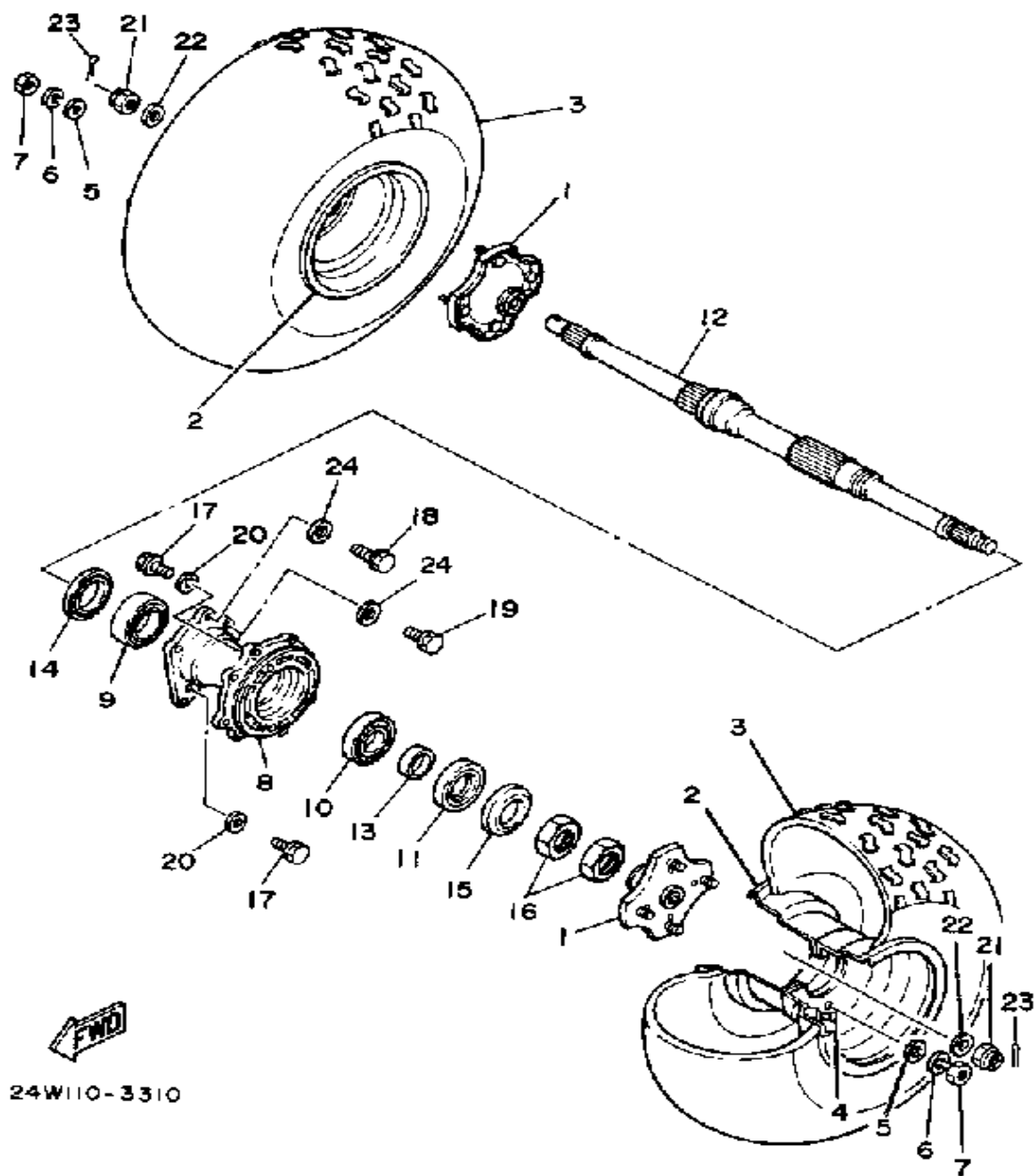
| Ref. No. | Part Number | Description | Qty | Remarks |
|----------|-----------------|----------------------|-----|---------|
| 1 | 21V-24710-00-00 | SINGLE SEAT ASSEMBLY | 1 | |
| 2 | 52G-24711-20-00 | . COVER, SINGLE SEAT | 1 | |
| 3 | 509-24724-00-00 | . DAMPER, SEAT | 1 | |
| 4 | 21V-21717-00-00 | . DAMPER | 1 | |
| 5 | 95701-06500-00 | NUT, FLANGE | 6 | |
| 6 | 90119-06056-00 | BOLT, WITH WASHER | 2 | |

FRONT WHEEL



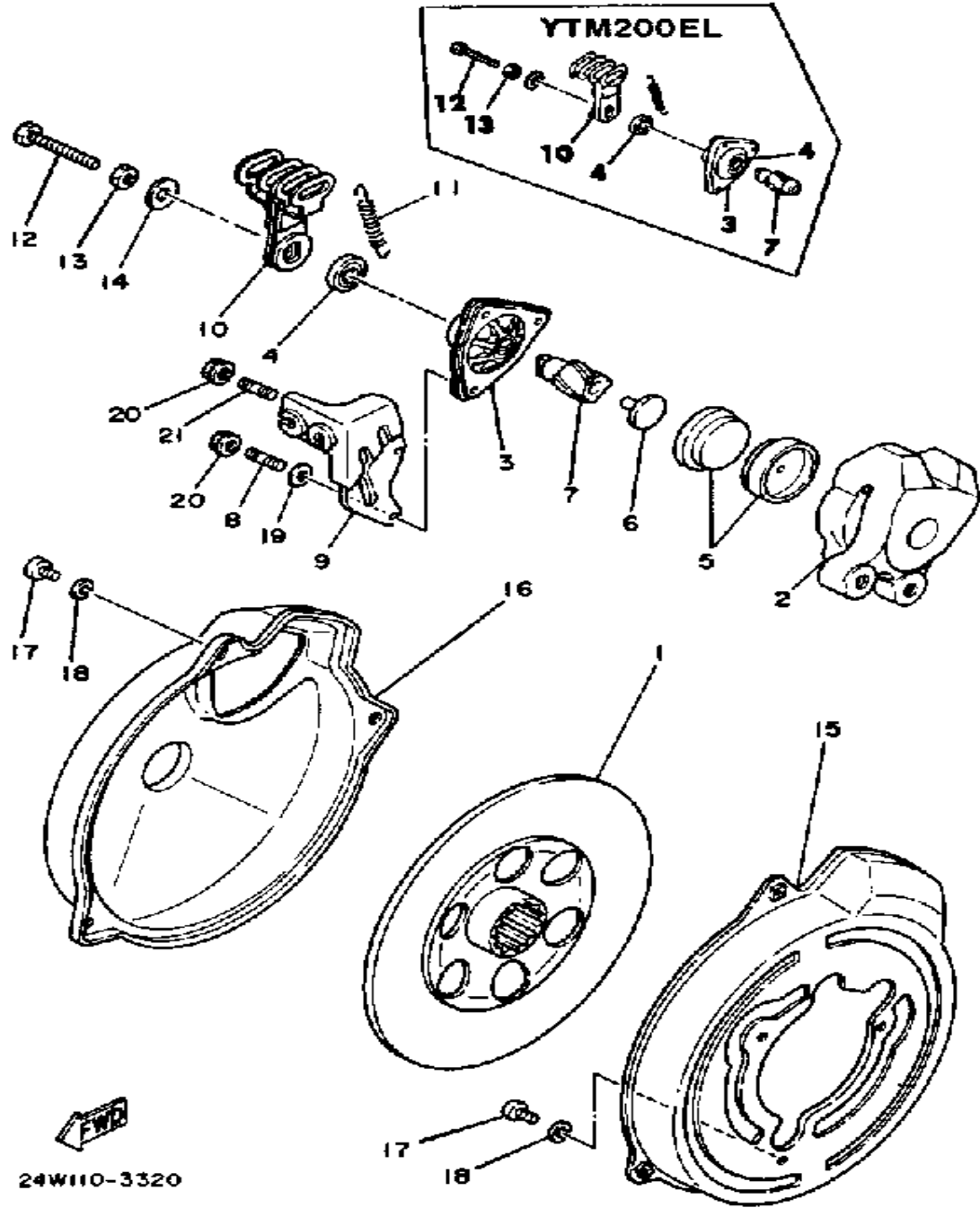
| Ref. No. | Part Number | Description | Qty | Remarks |
|----------|-----------------|--------------------|-----|---------|
| 1 | 24W-25111-00-00 | HUB, FRONT | 1 | |
| 2 | 90560-17305-00 | SPACER (24W) | 1 | |
| 3 | 93306-20310-00 | BEARING | 1 | |
| 4 | 93306-00302-00 | BEARING (B6003C3) | 1 | |
| 5 | 93102-23252-00 | OIL SEAL | 1 | |
| 6 | 93102-23275-00 | OIL SEAL | 1 | |
| 7 | 21V-25121-00-35 | PLATE, BRAKE SHOE | 1 | SILVER |
| 8 | 5G3-W2536-00-00 | BRAKESHOE SET-2PCS | 2 | |
| 9 | 90506-15260-00 | SPRING, TENSION | 2 | |
| 10 | 3Y6-25351-00-00 | CAMSHAFT | 1 | |
| 11 | 21V-25155-00-00 | LEVER, CAMSHAFT 1 | 1 | |
| 12 | 90101-06278-00 | BOLT | 1 | |
| 13 | 95380-06600-00 | NUT | 1 | |
| 14 | 5V7-2513A-00-00 | PLATE, INDICATOR | 1 | |
| 15 | 93210-14104-00 | O-RING | 2 | |
| 16 | 95333-08600-00 | NUT, HEXAGON | 4 | |
| 17 | 24W-25180-00-35 | WHEEL, FRONT | 1 | SILVER |
| 18 | 94112-090H4-00 | 25X12-9 KT430 DUN. | 1 | |
| 19 | 93900-00030-00 | VALVE, RIM | 1 | |
| 20 | 92990-08200-00 | WASHER, PLAIN | 4 | |
| 21 | 92990-08100-00 | WASHER | 4 | |
| 22 | 24W-25181-00-00 | AXLE, WHEEL | 1 | |
| 23 | 90171-14020-00 | NUT, CASTLE | 1 | |
| 24 | 91401-30030-00 | PIN, COTTER | 1 | |
| 25 | 90387-174G6-00 | COLLAR | 1 | |
| 26 | 5V6-25118-00-00 | COVER, HUB DUST | 1 | |

REAR WHEEL



| Ref. No. | Part Number | Description | Qty | Remarks |
|----------|------------------|--------------------|-----|-----------------|
| 1 | 24W-25383-00-00 | COLLAR, WHEEL | 2 | |
| 2 | 24W-25180-00-35 | WHEEL, FRONT | 2 | SILVER FOR REAR |
| 3 | 94112-090H4-00 | 25X12-9 KT430 DUN. | 2 | |
| 4 | 93900-00030-00 | VALVE, RIM | 2 | |
| 5 | 92990-08200-00 | WASHER, PLAIN | 8 | |
| 6 | 92990-08100-00 | WASHER | 8 | |
| 7 | 95333-08600-00 | NUT, HEXAGON | 8 | |
| 8 | 52G-25311-00-00 | HUB, REAR | 1 | |
| 9 | 93399-99913-00 | BEARING, SPECIAL | 1 | |
| 10 | 93306-00803-00 | BEARING (B6008) | 1 | |
| 11 | 93102-46274-00 | OIL SEAL, SD-TYPE | 1 | |
| 12 | 24W-25381-10-00 | AXLE, WHEEL | 1 | |
| 13 | 24W-25386-00-00 | COLLAR, SPRKT AXLE | 1 | |
| 14 | 24W-25367-00-00 | COVER, HUB DUST | 1 | |
| 15 | 21V-25367-00-00 | COVER, HUB DUST | 1 | |
| 16 | 90179-40419-00 | NUT, SPEC'L SHAPE | 1 | |
| | 90179-40419-00 | NUT, SPEC'L SHAPE | 2 | |
| 17 | 90119-10087-00 | BOLT, WITH WASHER | 2 | |
| | 90119-10087-00 | BOLT, WITH WASHER | 3 | |
| 18 | 90119-10090-00 | BOLT, WITH WASHER | 1 | |
| 19 | 90119-10091-00 | BOLT, WITH WASHER | 1 | |
| 20 | 90201-104G0-00 | WASHER, PLATE | 3 | |
| 21 | 90171-20036-00 | NUT, CASTLE | 2 | |
| 22 | 90201-201H6-00 | WASHER, PLATE | 2 | |
| 23 | 91401-40040-00 | PIN, COTTER | 2 | |
| 24 | (90214-10031-00) | WASHER, CLAW | 2 | |

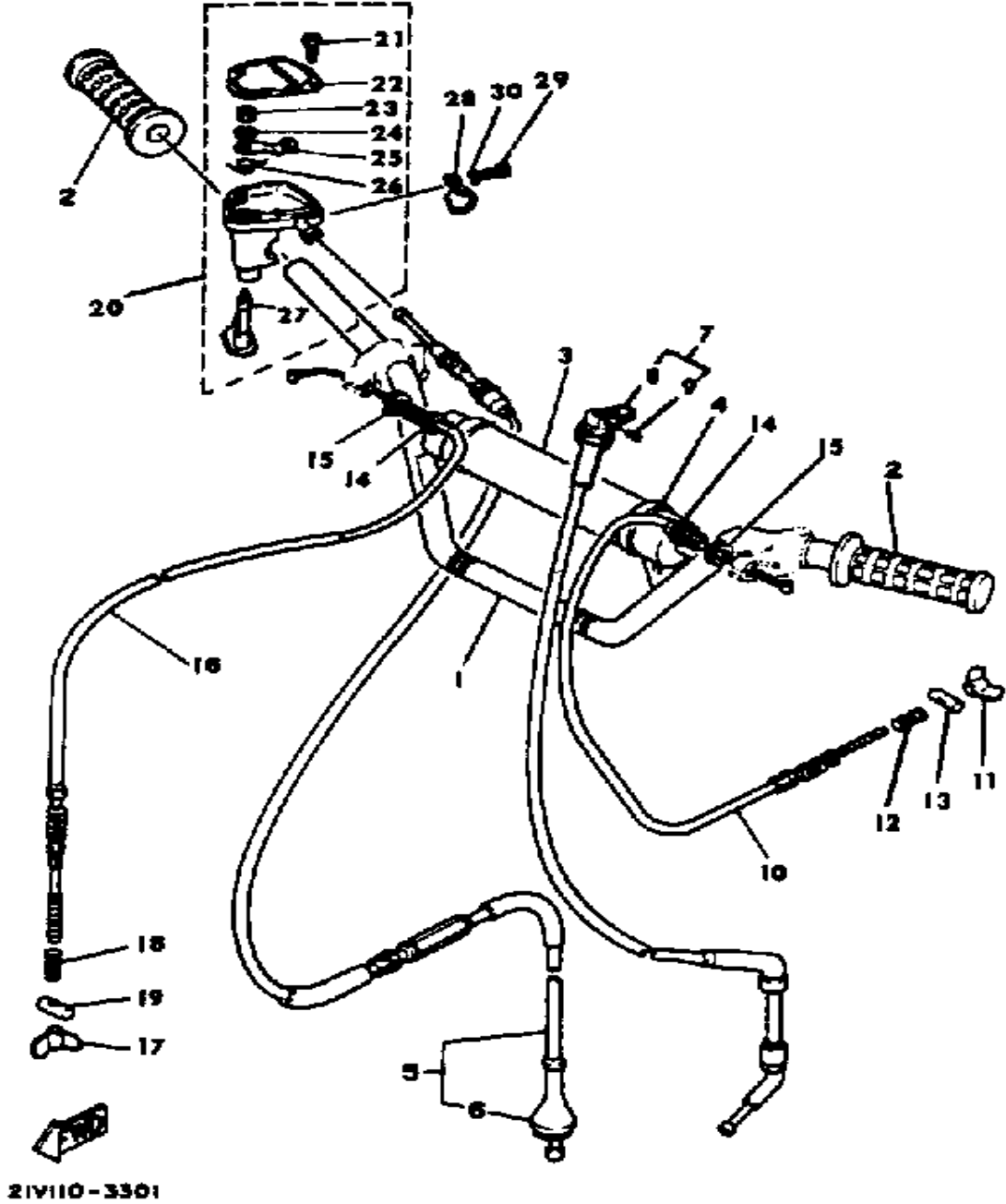
REAR BRAKE-CALIPER



| Ref. No. | Part Number | Description | Qty | Remarks |
|----------|-----------------|-----------------------------------|-----|----------|
| 1 | 21V-25711-01-00 | DISC, BRAKE | 1 | |
| 2 | 24W-25731-01-00 | BODY CALIPER 1 | 1 | |
| 3 | 21V-25741-02-00 | BODY, CALIPER 2 (21V-25741-01) | 1 | |
| | 99999-01621-KT | BODY, CALIPER | 1 | SEE NOTE |
| 4 | 93102-15212-00 | OIL SEAL | 1 | |
| | 93102-15212-00 | OIL SEAL | 2 | |
| 5 | 2HR-W0045-00-00 | BRAKE PAD KIT, FRT | 2 | |
| 6 | 5V6-25733-00-00 | PLATE, BACK UP | 1 | |
| 7 | 21V-25728-01-00 | CAM | 1 | |
| 8 | 90116-06475-00 | BOLT, STUD | 1 | |
| 9 | 52H-26381-00-00 | HOLDER, ADJUSTING | 1 | |
| 10 | 21V-25726-00-00 | LEVER, BRAKE | 1 | |
| | 21V-25726-01-00 | LEVER, BRAKE | 1 | |
| 11 | 90506-16215-00 | SPRING, TENSION | 1 | |
| 12 | 90101-08536-00 | BOLT | 1 | |
| | 90153-08062-00 | BOLT | 1 | |
| 13 | 90170-08216-00 | NUT, HEXAGON | 1 | |
| | 95333-08600-00 | NUT, HEXAGON | 1 | |
| 14 | 90201-08730-00 | WASHER, PLATE | 1 | |
| 15 | 24W-25715-00-00 | COVER 1 | 1 | |
| 16 | 24W-25716-00-00 | COVER 2 | 1 | |
| 17 | 98580-06010-00 | SCREW, PAN HEAD (92503-06010) | 6 | |
| 18 | 92995-06100-00 | WASHER, SPRING | 6 | |
| 19 | 92990-06200-00 | WASHER | 1 | |
| 20 | 95701-06500-00 | NUT, FLANGE | 3 | |
| 21 | 95612-06625-00 | BOLT, STUD | 2 | |

24W110-3320

HANDLEBAR-CABLE

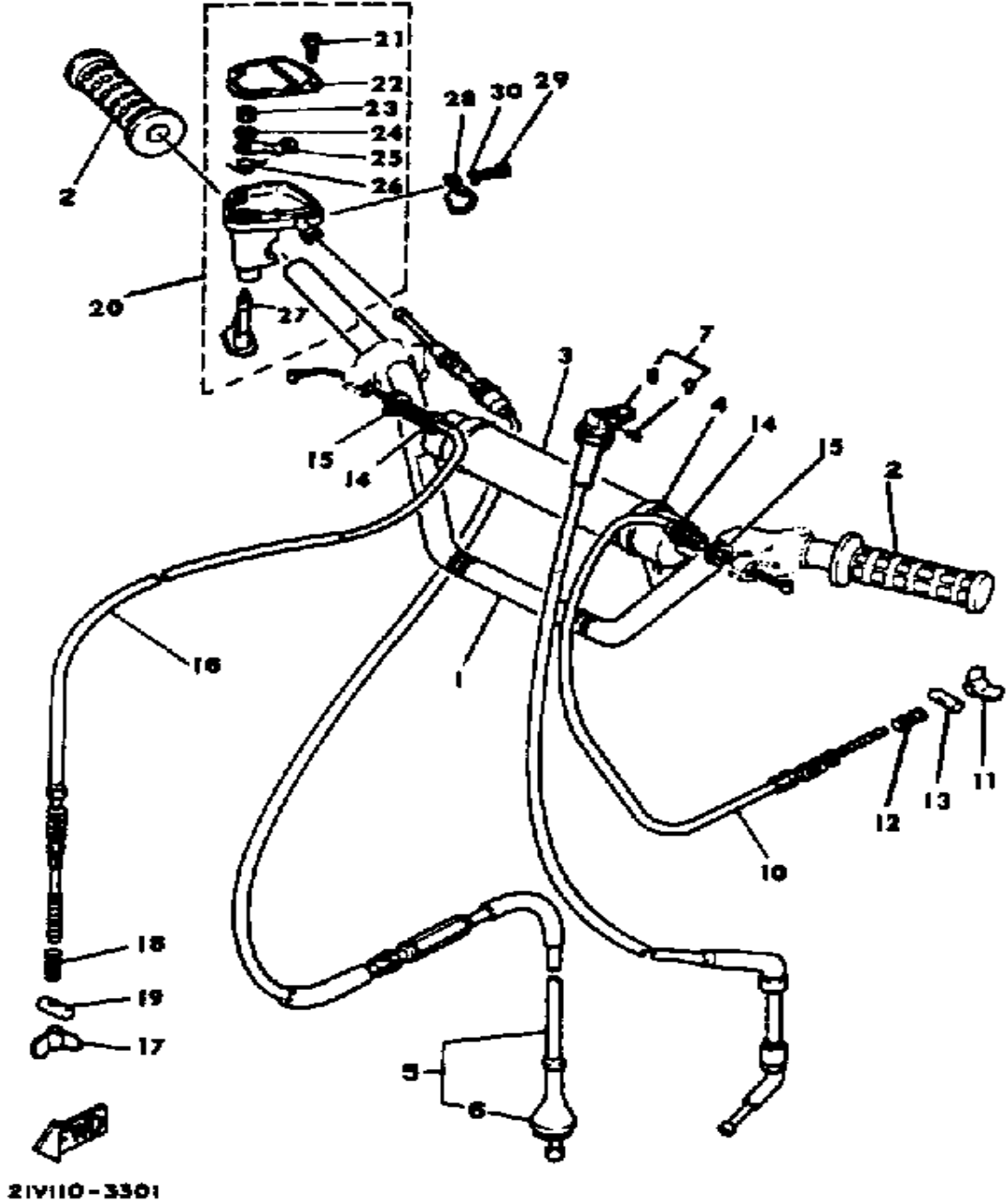


| Ref. No. | Part Number | Description | Qty | Remarks |
|----------|-----------------|---------------------------|-----|---------------|
| 1 | 29U-26111-01-00 | HANDLEBAR | 1 | LOW GLOSS BLK |
| 2 | 3GB-26241-00-00 | GRIP (LEFT) | 2 | |
| 3 | 21V-26124-00-00 | PROTECTOR, HDLBR | 1 | |
| 4 | 437-83936-11-00 | BAND, SWITCH CORD | 2 | |
| 5 | 21V-26311-00-00 | CABLE, THROTTLE 1 | 1 | |
| 6 | 21V-26329-00-00 | . CAP, RUBBER | 1 | |
| 7 | 21V-26331-02-00 | CABLE, STARTER 1 | 1 | |
| 8 | 21V-26374-00-00 | . END, CABLE 3 | 1 | |
| 9 | 91609-30010-00 | . PIN, SPRING | 1 | |
| 10 | 24W-26341-00-00 | CABLE, BRAKE | 1 | |
| 11 | 20E-26343-00-00 | NUT, ADJUSTING | 1 | |
| 12 | 90501-10782-00 | SPRING, COMPRESSION | 1 | |
| 13 | 90249-12008-00 | PIN | 1 | |
| 14 | 90123-08046-00 | BOLT | 2 | |
| 15 | 90179-08148-00 | NUT | 2 | |
| 16 | 21V-26373-00-00 | CABLE, BRAKE 4 | 1 | |
| 17 | 90179-06411-00 | NUT | 1 | |
| 18 | 90501-10782-00 | SPRING, COMPRESSION | 1 | |
| 19 | 90249-12008-00 | PIN | 1 | |
| 20 | 21V-26250-01-00 | THROTTLE LEVER ASSEMBLY | 1 | |
| 21 | 98506-05010-00 | . SCREW, PAN HEAD | 2 | |
| 22 | 21V-2628F-00-00 | . CAP, GEAR | 1 | |
| 23 | 95380-05600-00 | . NUT | 1 | |
| 24 | 92990-05100-00 | . WASHER, SPRING | 1 | |
| 25 | 21V-2625H-00-00 | . ARM, THROTTLE | 1 | |
| 26 | 90508-10597-00 | . SPRING, TORSION | 1 | |
| 27 | 21V-2625G-01-00 | . LEVER, THROTTLE | 1 | |
| 28 | 38V-82913-00-00 | HOLDER, LEVER LOWER 1 ... | 1 | |
| 29 | 98506-05018-00 | SCREW, PAN HEAD | 2 | |

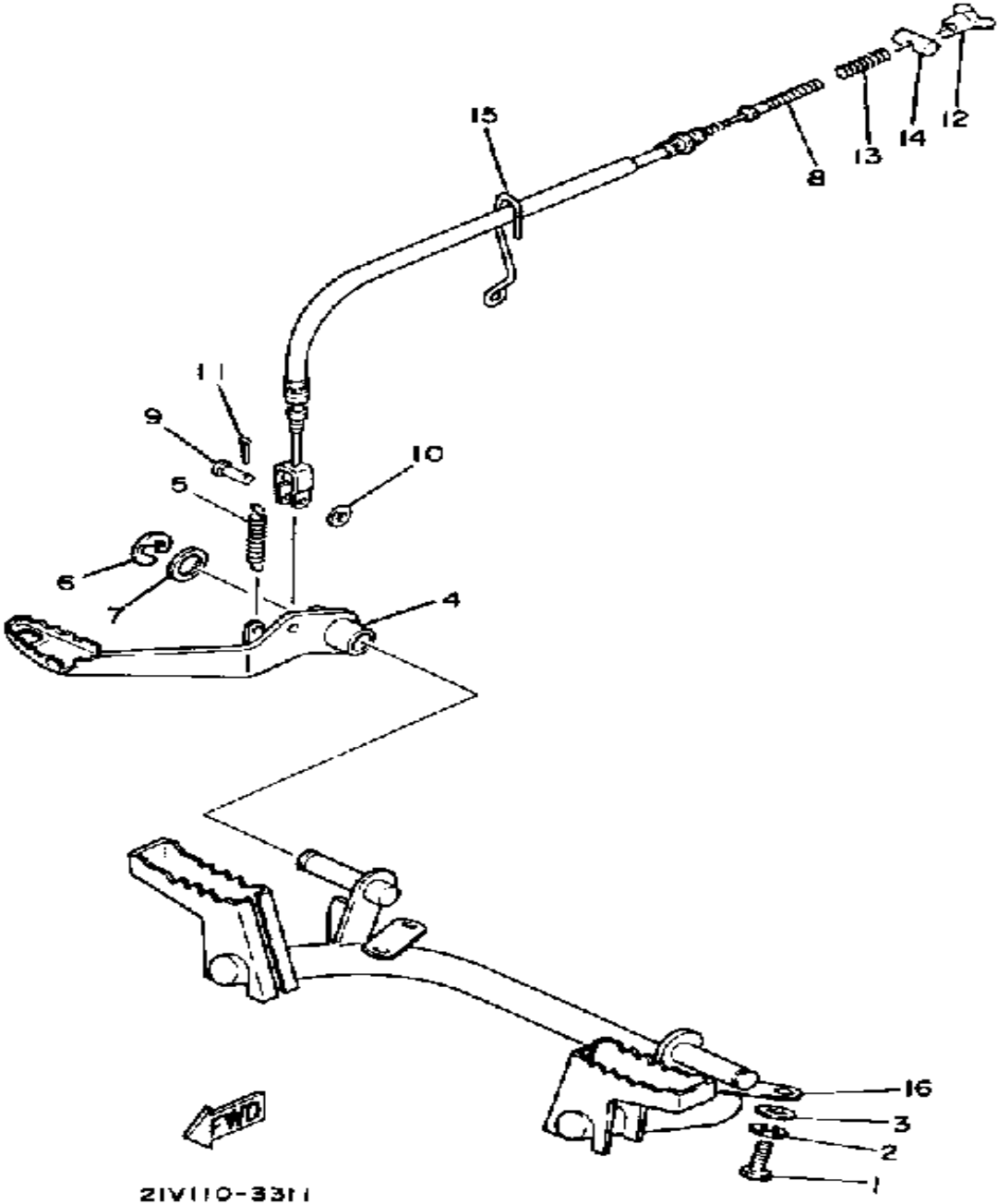
CONTINUED ON NEXT FRAME ➤

HANDLEBAR-CABLE

| Ref. No. | Part Number | Description | Qty | Remarks |
|----------|----------------|----------------------|-----|---------|
| 30 | 92906-05100-00 | WASHER, SPRING | 2 | |

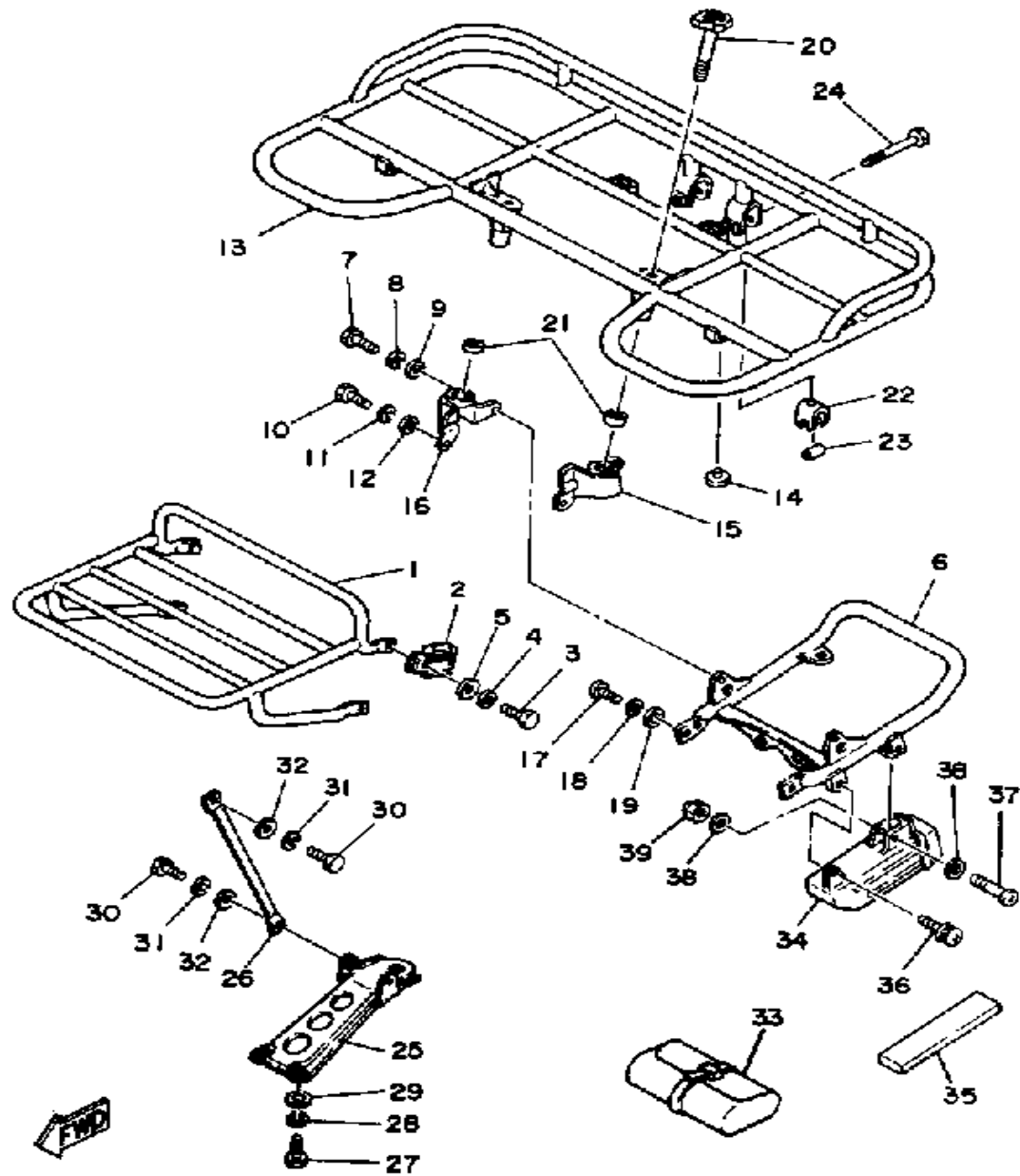


STAND-FOOTREST



| Ref. No. | Part Number | Description | Qty | Remarks |
|----------|-----------------|---------------------|-----|---------|
| 1 | 97313-08020-00 | BOLT, HEXAGON | 4 | |
| 2 | 92990-08100-00 | WASHER | 4 | |
| 3 | 90201-08100-00 | WASHER, PLATE | 4 | |
| 4 | 21V-27211-02-00 | PEDAL, BRAKE | 1 | |
| 5 | 90506-16215-00 | SPRING, TENSION | 1 | |
| 6 | 93430-12008-00 | CIRCLIP | 1 | |
| 7 | 90201-15797-00 | WASHER, PLATE | 1 | |
| 8 | 24W-26351-00-00 | CABLE, BRAKE | 1 | |
| 9 | 90240-06076-00 | PIN, CLEVIS | 1 | |
| 10 | 92990-06200-00 | WASHER | 1 | |
| 11 | 91490-20020-00 | PIN, COTTER | 1 | |
| 12 | 20E-26343-00-00 | NUT, ADJUSTING | 1 | |
| 13 | 90501-10782-00 | SPRING, COMPRESSION | 1 | |
| 14 | 90249-12008-00 | PIN | 1 | |
| 15 | 21V-26399-00-00 | GUIDE, CABLE | 1 | |
| 16 | 21V-27411-10-00 | FOOTREST 1 | 1 | |

BUMPER

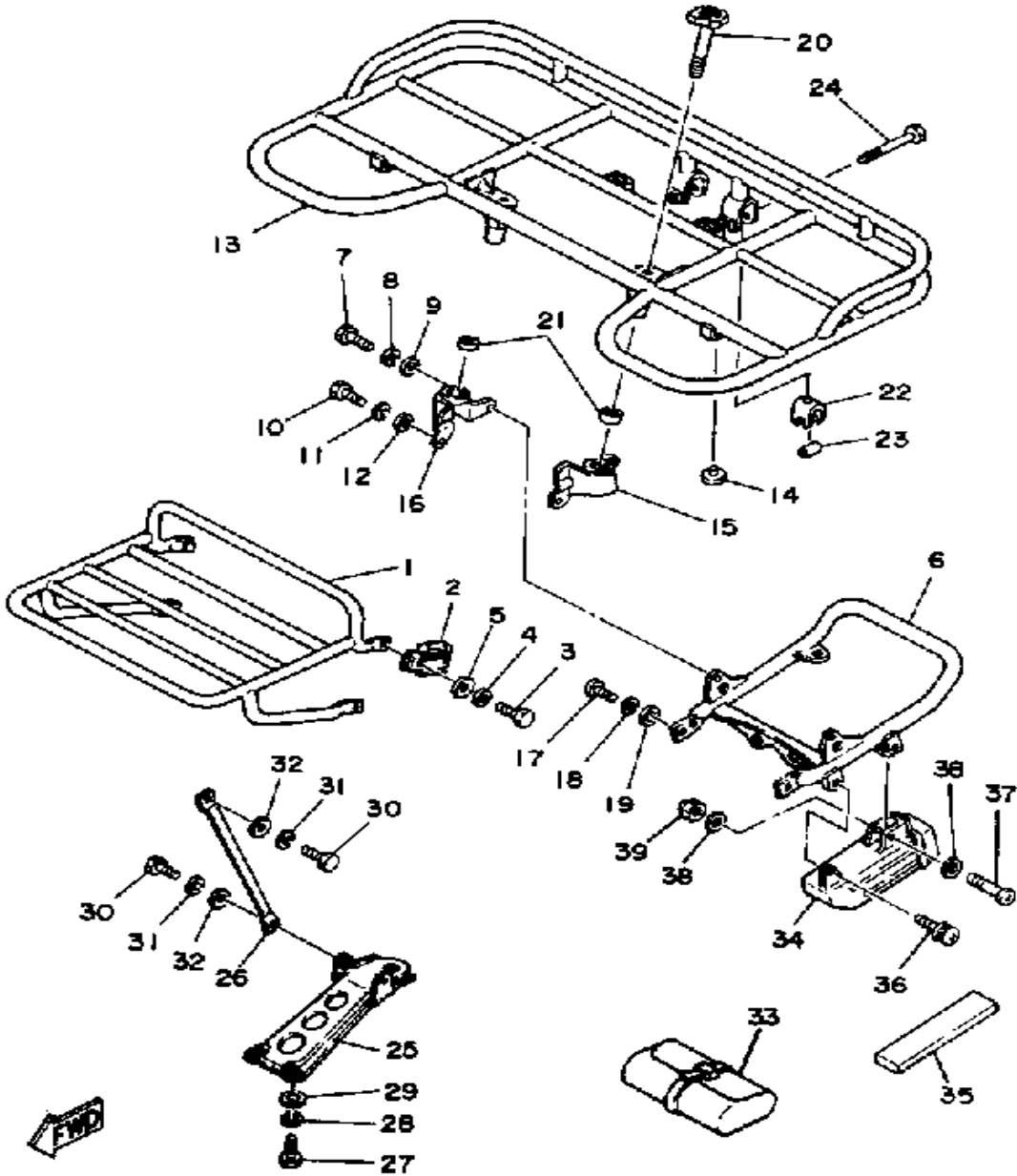


24WH10-3350

| Ref. No. | Part Number | Description | Qty | Remarks |
|----------|-------------------|----------------------|-----|---------|
| 1 | (24W-24832-00-00) | BRACKET, CARRIER 1 | 1 | |
| 2 | 24W-24833-00-00 | BRACKET, CARRIER 2 | 4 | |
| 3 | 97313-08020-00 | BOLT, HEXAGON | 4 | |
| 4 | 92990-08100-00 | WASHER | 4 | |
| 5 | 92901-08600-00 | WASHER | 4 | |
| 6 | 24W-28421-10-00 | BUMPER, REAR 1 | 1 | |
| 7 | 97313-08016-00 | BOLT, HEXAGON | 2 | |
| 8 | 92990-08100-00 | WASHER | 2 | |
| 9 | 92901-08600-00 | WASHER | 2 | |
| 10 | 97313-08020-00 | BOLT, HEXAGON | 2 | |
| 11 | 92990-08100-00 | WASHER | 2 | |
| 12 | 92901-08600-00 | WASHER | 2 | |
| 13 | 24W-24830-00-00 | SUB CARRIER ASSEMBLY | 1 | |
| 14 | 107-24741-00-00 | PAD, SEAT | 2 | |
| 15 | 24W-24855-00-00 | DAMPER 1 | 1 | |
| 16 | 24W-24856-00-00 | DAMPER 2 | 1 | |
| 17 | 97313-08016-00 | BOLT, HEXAGON | 2 | |
| 18 | 92990-08100-00 | WASHER | 2 | |
| 19 | 92901-08600-00 | WASHER | 2 | |
| 20 | 24W-23450-00-00 | KNOB, HANDLEBAR | 2 | |
| 21 | 90480-10258-00 | GROMMET | 2 | |
| 22 | 24W-2483H-00-00 | BAND | 2 | |
| 23 | 90560-06243-00 | SPACER | 2 | |
| 24 | 90119-06046-00 | BOLT, WITH WASHER | 2 | |
| 25 | 24W-24867-00-00 | HOOK | 1 | |
| 26 | 24W-24819-00-00 | STAY, REAR | 2 | |
| 27 | 97011-10020-00 | BOLT | 2 | |
| 28 | 92990-10100-00 | LOCKWASHER | 2 | |
| 29 | 92990-10600-00 | WASHER, PLATE | 2 | |

CONTINUED ON NEXT FRAME ►

BUMPER

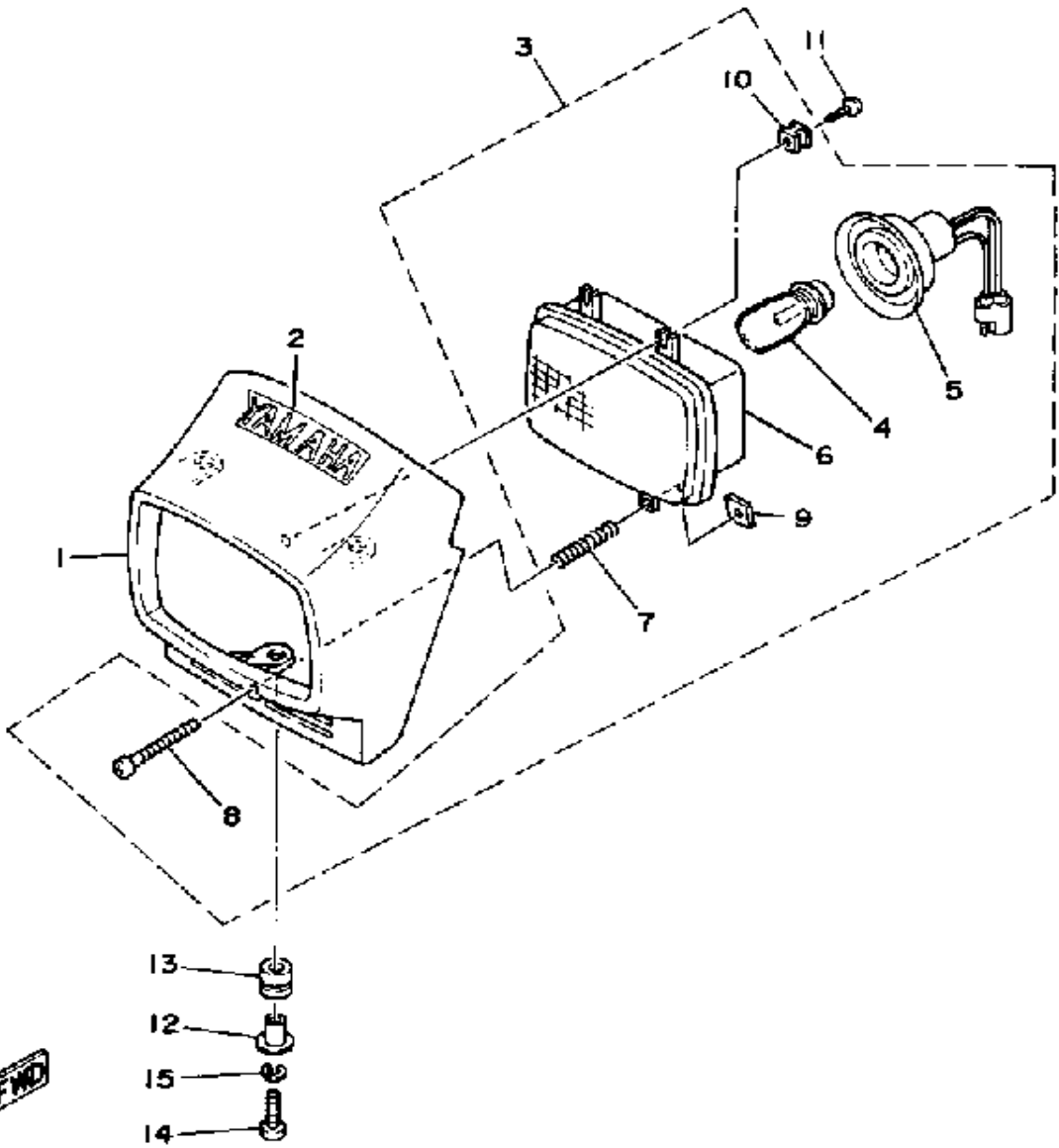


24WH10-3350

| Ref. No. | Part Number | Description | Qty | Remarks |
|----------|-----------------|----------------------------------|-----|---------|
| 30 | 97313-08018-00 | BOLT, HEXAGON (97301-08016) | 4 | |
| 31 | 92990-08100-00 | WASHER | 4 | |
| 32 | 92901-08600-00 | WASHER | 4 | |
| 33 | 59V-28100-00-00 | TOOL KIT (24W-28100-00) | 1 | |
| 34 | 1T2-21107-00-00 | TOOL BOX | 1 | |
| 35 | 24W-24183-00-00 | DAMPER, LOCATING 3 | 1 | |
| 36 | 90159-06060-00 | SCREW, WITH WASHER | 1 | |
| 37 | 98580-06040-00 | SCREW, pan head (92501-06040-00) | 1 | |
| 38 | 90201-062G3-00 | WASHER, PLATE | 2 | |
| 39 | 95601-06100-00 | NUT, U | 1 | |

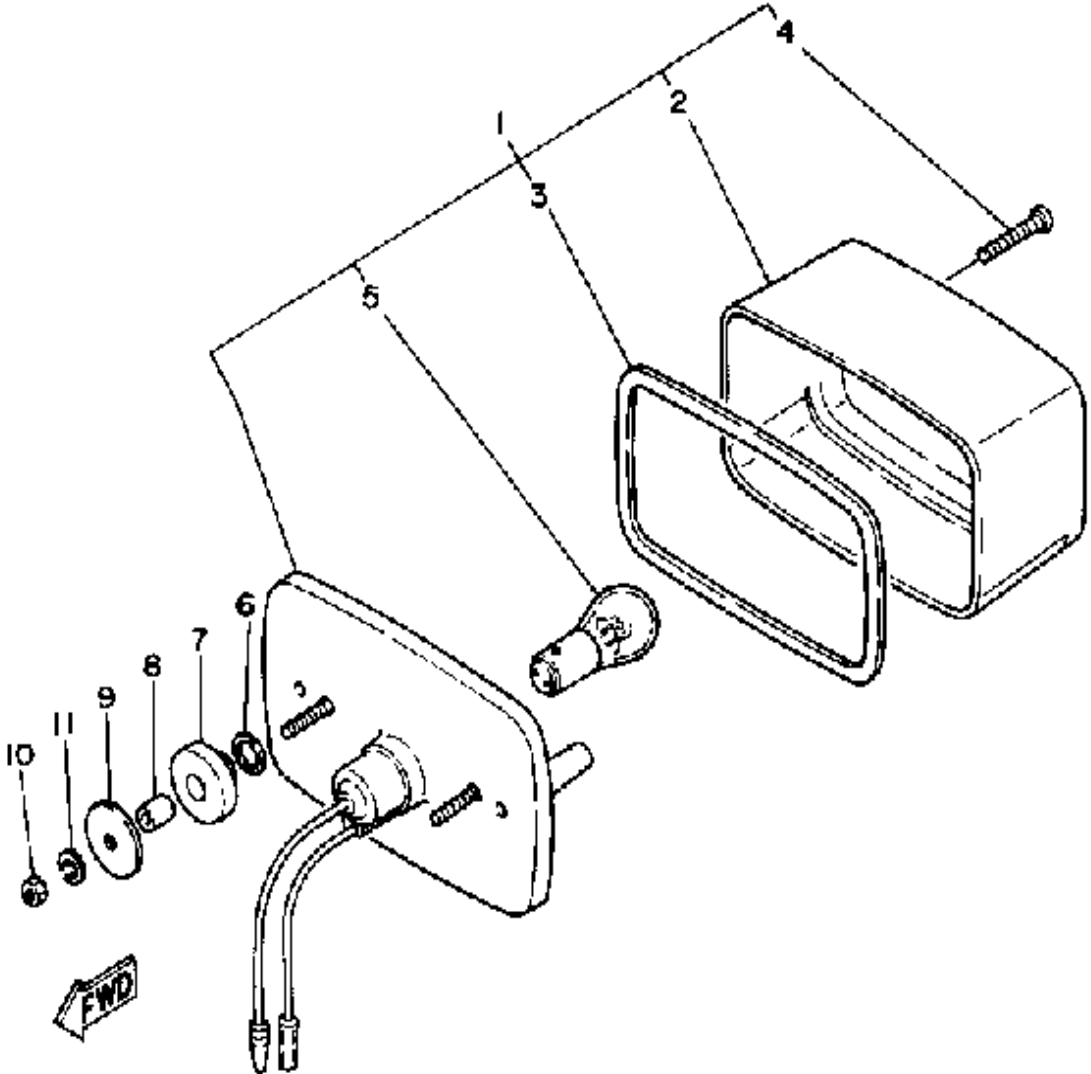
HEADLIGHT

| Ref. No. | Part Number | Description | Qty | Remarks |
|----------|---------------------|---------------------------------|-----|-----------|
| 1 | 21V-84311-00-00 | BODY, HEADLIGHT | 1 | COMP. YEL |
| 2 | 24W-23395-30-00 | EMBLEM | 1 | |
| | 4U3-23395-00-00 | EMBLEM | 1 | |
| 3 | UNA-VAILA-BL-EI 0 0 | | 11 | |
| 4 | 21V-84314-00-00 | . BULB, HEAD LIGHT (12V-45/45W) | 1 | |
| 5 | 21V-84312-00-00 | . SOCKET | 1 | |
| 6 | 21V-84320-00-00 | . LENS ASSEMBLY | 1 | |
| 7 | 21V-84335-00-00 | . SPRING | 1 | |
| 8 | 1M1-84524-60-00 | . SCREW, LENS FITTING | 1 | |
| 9 | 21V-84334-00-00 | . NUT, ADJUSTING | 1 | |
| 10 | 21V-84316-00-00 | . NUT, BODY FITTING | 2 | |
| 11 | 97702-40614-00 | SCREW, TAPPING | 2 | |
| 12 | 90387-060G8-00 | COLLAR | 3 | |
| 13 | 90480-14412-00 | GROMMET | 3 | |
| 14 | 98580-06030-00 | SCREW PAN HEAD | 3 | |
| 15 | 92995-06100-00 | WASHER, SPRING | 3 | |



21V110-3330

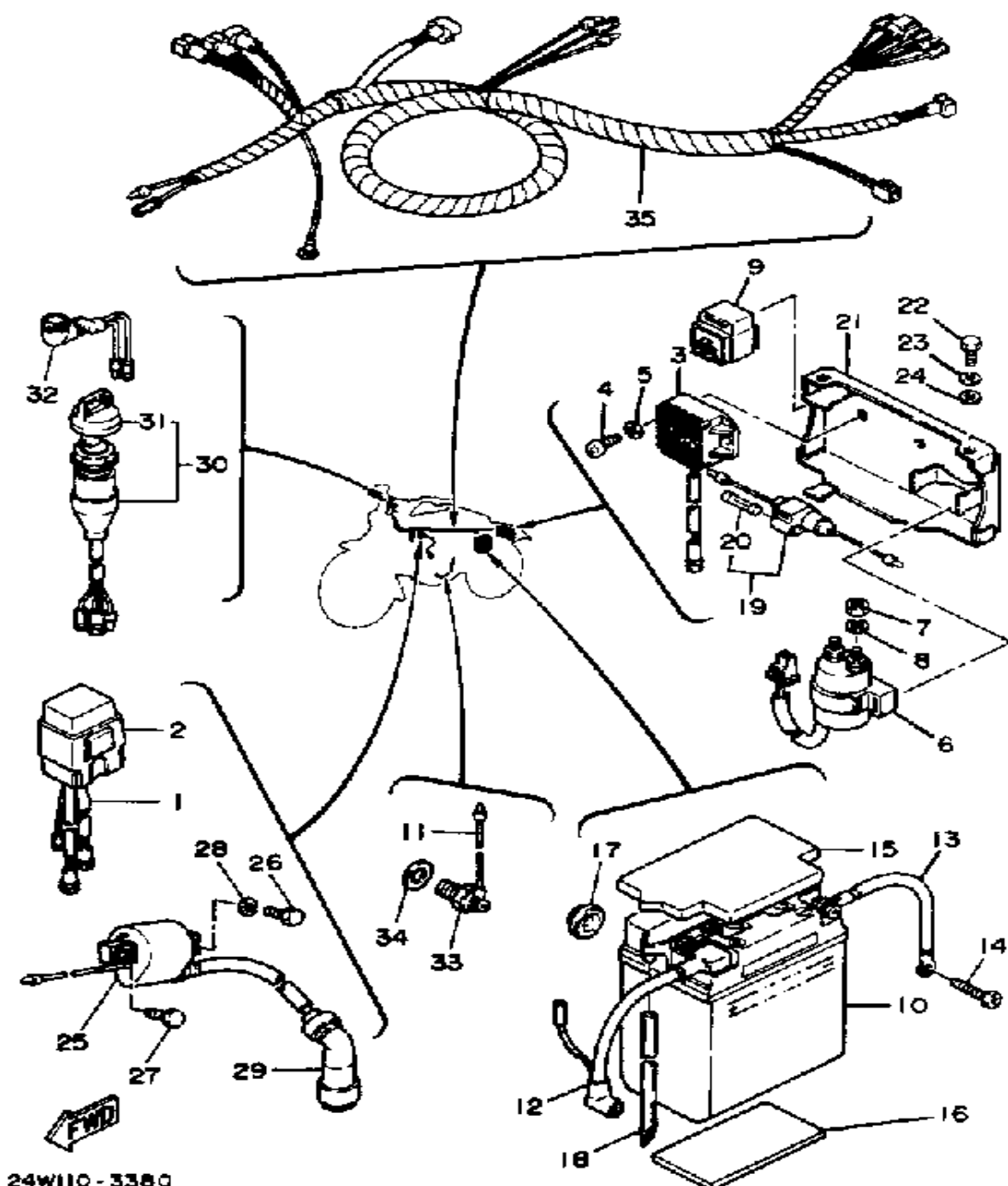
TAILLIGHT



21V110-3340

| Ref. No. | Part Number | Description | Qty | Remarks |
|----------|-----------------|---|-----|---------|
| 1 | 52H-84710-00-00 | TAILLIGHT UNIT ASSEMBLY .. | 1 | |
| 2 | 21V-84721-00-00 | . LENS, TAILLIGHT | 1 | |
| 3 | 1K8-84523-00-00 | . GASKET, LENS | 1 | |
| 4 | 97780-40130-00 | . SCREW, PANHEAD TAPPING (97701-40130-00) | 2 | |
| 5 | 256-84714-61-00 | . BULB (12V-27/8W) | 1 | |
| 6 | 90202-14077-00 | WASHER, PLATE | 2 | |
| 7 | 90480-14088-00 | GROMMET | 2 | |
| 8 | 90560-07007-00 | SPACER | 2 | |
| 9 | 90201-06074-00 | WASHER, PLATE | 2 | |
| 10 | 95380-06600-00 | NUT | 2 | |
| 11 | 92995-06100-00 | WASHER, SPRING | 2 | |

ELECTRICAL 1

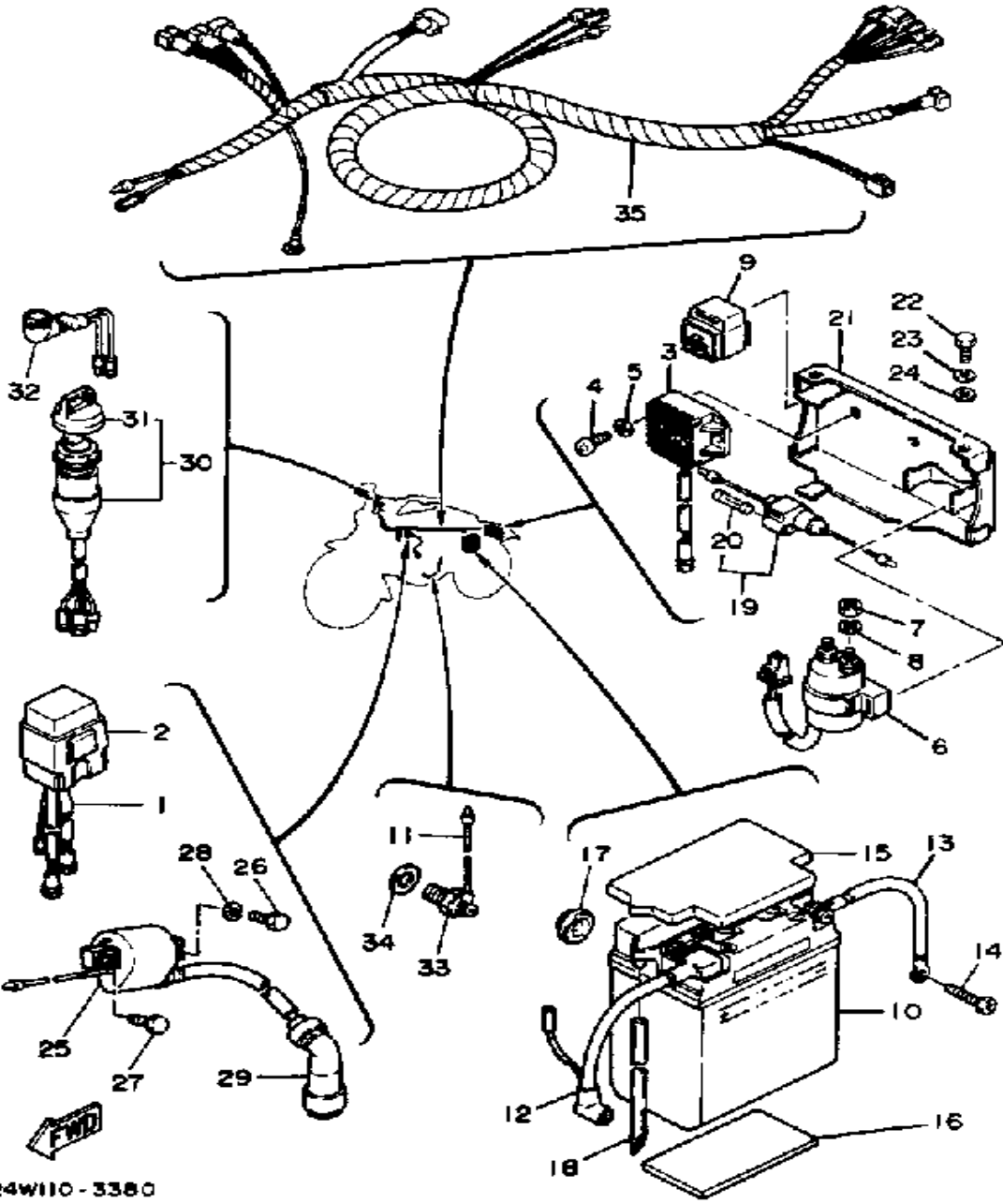


24W110 - 3380

| Ref. No. | Part Number | Description | Qty | Remarks |
|----------|-------------------|--------------------------------------|-----|---------|
| 1 | 24W-85540-20-00 | CDI UNIT ASSEMBLY | 1 | |
| 2 | 2A7-85546-00-00 | BAND | 1 | |
| 3 | 29U-81960-90-00 | RECTIFIER/REG ASSYREGULATOR ASSEMBLY | 1 | |
| 4 | 98503-06014-00 | SCREW, PAN HEAD (92502-06016) | 2 | |
| 5 | 90201-061A5-00 | WASHER, PLATE | 2 | |
| 6 | 3AY-81940-00-00 | STARTER RELAY ASSEMBLY | 1 | |
| 7 | 95380-06700-00 | NUT | 2 | |
| 8 | 92995-06100-00 | WASHER, SPRING | 2 | |
| 9 | 25G-81950-01-00 | RELAY ASSEMBLY | 1 | |
| 10 | BTG-GM14A-Z4-A0 | GS GM14AZ-4A | 1 | |
| 11 | 2JX-82541-00-00 | WIRE, LEAD | 1 | |
| 12 | 5H0-82115-00-00 | WIRE, PLUS LEAD | 1 | |
| 13 | 29U-82116-00-00 | WIRE, MINUS LEAD | 1 | |
| 14 | 90153-06034-00 | SCREW, HEXAGON | 1 | |
| 15 | 24W-82129-00-00 | COVER, BATTERY | 1 | |
| 16 | 5X2-24183-00-00 | DAMPER, LOCATING 3 | 1 | |
| 17 | 371-82121-00-00 | PAD, BATTERY | 3 | |
| 18 | 3L5-82112-00-00 | PIPE, BREATHER | 1 | |
| 19 | 29U-82150-00-00 | FUSE HOLDER ASSEMBLY | 1 | |
| 20 | 1E6-82151-00-00 | . FUSE (10A) | 2 | |
| 21 | (24W-83602-00-00) | ELECTRIC PANEL CMP | 1 | |
| 22 | 97011-06010-00 | BOLT | 2 | |
| 23 | 92995-06100-00 | WASHER, SPRING | 2 | |
| 24 | 90201-061A5-00 | WASHER, PLATE | 2 | |
| 25 | 1UY-82310-41-00 | IGNITION COIL ASSEMBLY | 1 | |
| 26 | 90109-06723-00 | BOLT | 1 | |
| 27 | 97023-06020-00 | BOLT (3XF) | 1 | |

CONTINUED ON NEXT FRAME ►

ELECTRICAL 1

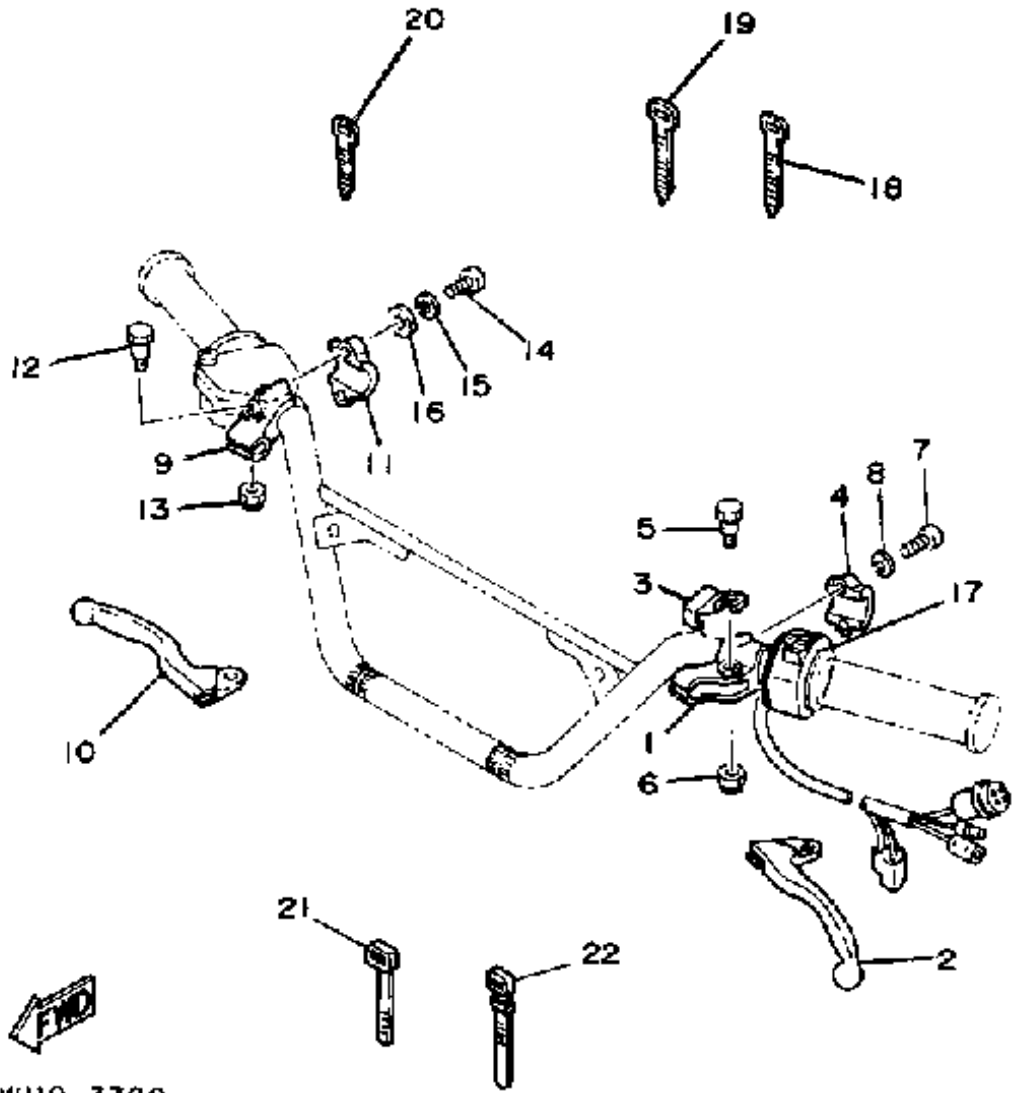


24W110 - 3380

| Ref. No. | Part Number | Description | Qty | Remarks |
|----------|-----------------|---------------------------|-----|---------|
| 28 | 92995-06100-00 | WASHER, SPRING | 1 | |
| 29 | 1UY-82370-20-00 | PLUG CAP ASSEMBLY | 1 | |
| 30 | 52G-82510-00-00 | MAIN SWITCH ASSEMBLY ... | 1 | |
| 31 | 24W-82579-00-00 | . CAP, KEY | 1 | |
| 32 | 123-83516-21-00 | . BULB (12V-3.4W) | 1 | |
| | 24W-83530-00-00 | PILOT LIGHT ASSEMBLY | 1 | |
| 33 | 2H7-82540-00-00 | NEUTRAL SWITCH ASSEMBLY | 1 | |
| 34 | 90430-10171-00 | GASKET | 1 | |
| 35 | 24W-82590-60-00 | WIRE HARNESS ASSEMBLY .. | 1 | |

HANDLE SWITCH-LEVER

| Ref. No. | Part Number | Description | Qty | Remarks |
|----------|-----------------|-----------------------|-----|---------|
| 1 | 5F6-82911-00-00 | HOLDER, LEVER 1 | 1 | |
| 2 | 23X-83912-00-00 | LEVER 1 | 1 | |
| 3 | 3X3-83965-00-00 | LEVER, LOCK | 1 | |
| 4 | 4V4-82913-00-00 | HOLDER, LEVER LOWER 1 | 1 | |
| 5 | 2H7-83945-00-00 | BOLT, LEVER | 1 | |
| 6 | 95601-06100-00 | NUT, U | 1 | |
| 7 | 98506-05020-00 | SCREW, PAN HEAD | 2 | |
| 8 | 92906-05100-00 | WASHER, SPRING | 2 | |
| 9 | 38V-82921-00-00 | HOLDER, LEVER 2 | 1 | |
| 10 | 23X-83922-00-00 | LEVER 2 | 1 | |
| 11 | 4V4-82913-00-00 | HOLDER, LEVER LOWER 1 | 1 | |
| 12 | 90109-06797-00 | BOLT | 1 | |
| 13 | 95601-06100-00 | NUT, U | 1 | |
| 14 | 98506-05020-00 | SCREW, PAN HEAD | 2 | |
| 15 | 92906-05100-00 | WASHER, SPRING | 2 | |
| 16 | 90201-08083-00 | WASHER, PLATE | 1 | |
| 17 | 24W-83973-09-00 | SWITCH, HANDLE 3 | 1 | |
| 18 | 437-83936-11-00 | BAND, SWITCH CORD | 3 | |
| 19 | 437-83936-11-00 | BAND, SWITCH CORD | 1 | |
| 20 | 437-83936-01-00 | BAND, SWITCH CORD | 2 | |
| 21 | 12R-82591-00-00 | BAND | 1 | |
| 22 | 25G-83936-01-00 | BAND, SWITCH CORD | 2 | |



24W110-3390

YTM200EL 1984 SERVICE DATA

| | |
|---|-------------------------------|
| MODEL - IBM I.D. NUMBER | YTM200EL 24W |
| Initial Engine Number / Frame Number | 24W-100101 / 24W-100101 |
| Fuel Type/Total Fuel Tank Capacity/Reserve Cap. | Regular / 9.0 Lit. / 1.9 Lit. |

| | |
|--|---|
| ENGINE TYPE | 4-Stroke, SOHC |
| Bore/Stroke/Number Cylinders/Displacement | 67.0mm / 55.7mm / 1 / 196cc |
| Compression Ratio/Compression Pressure Min~Max | 8.5:1 / NA |
| Piston Skirt Clearance New / Max | 0.025 ~ 0.045mm / 0.10mm |
| Ring End Gap Top / 2nd / 3rd | 0.15 ~ 0.35mm / 0.15 ~ 0.35mm / 0.3 ~ 0.9mm |
| Valve Clearance (Cold) Intake / Exhaust | 0.05 ~ 0.09mm / 0.11 ~ 0.15mm |
| Oiling System | Wet Sump |
| Capacity: Dry | 1800cc |
| Oil and Filter Change | 1500cc |
| Oil Change Only | 1500cc |
| Lubricant: Temp. Above 5°C (40°F) | Yamalube 4* or SAE 20W40 SE or SF |
| Temp. Below 15°C (60°F) | SAE 10W30 SE or SF |
| Cooling System / Capacity | Air / ∅ |
| Coolant Type / Mixing Ratio | ∅ / ∅ |

| | |
|---|---|
| AUTOLUBE - Min Stroke / Color Code | ∅ |
| Minimum Output @ 200 Cycles | ∅ |
| Maximum Output @ 200 Cycles | ∅ |

| | |
|---|----------------------------|
| CARBURETOR - Manufacturer / Type / I.D. Number | Mikuni / VM22SH / 24W-01 |
| Main Jet / Pilot Jet / Pilot Screw (Turns Out) | 112.5 / 25 / 1-1/2 ~ 2-1/2 |
| Needle Jet / Jet Needle-Clip Position | N-6 / 4H23-3 |
| Slide Cutaway | 4.0 |
| Float Level / Fuel Level | 21.5 ± 0.5mm / NA |
| Idle rpm | 1400 ± 50 rpm |
| Max CO* / Max HC* / Set CO | ∅ / ∅ / 4.0% |

| | |
|---|---|
| SUSPENSION | |
| Front: Inner Tube Diameter | 30mm |
| Oil Type / Level / Qty | 10 Wt. Fork Oil* / ∅ / 193cc |
| Gas Pressure Min ~ Max / Standard | ∅ |
| Spring Length Std | 405.1mm |
| Rear: Gas Pressure Min ~ Max / Standard | ∅ |
| Minimum Brake Lining Thickness Front / Rear | 2.0mm / 1.5mm |
| Tire Size (Nominal Pressure) Front / Rear | 25" x 12-9" (0.15 kg/cm²) / 25" x 12-9" (0.15 kg/cm²) |

| | |
|---|---------------------------------|
| TRANSMISSION - Oil Type / Qty Change / Qty Dry | See ENGINE Above |
| Secondary Drive Type / Teeth / Chain | Shaft Drive / 19-18 x 46-11 / ∅ |
| Middle Gear Case Capacity | ∅ |
| Final Gear Case Capacity | 130cc |
| Gear Case Lubricant | SAE 80W90 Hypoid Gear Oil GL-4 |

| | | | | | |
|--------------|---------|-------|-------|--------|-------------|
| SERVICE COPY | SER MGR | MECH | MECH | MECH | BINDER |
| OFFICE COPY | GEN MGR | SALES | PARTS | BINDER | PAGE 1 OF 2 |

| | |
|---|------------------------------------|
| CHARGING SYSTEM | Flywheel Magneto |
| Battery: Model / Specific Gravity / Charge Rate | GM14AZ-4A (12V14AH) / 1.280 / 1.4A |
| Maximum Output | 5A @ 8000 rpm |
| Field Coil Color Code / Ω | ∅ |
| Stator Coil Color Code / Ω | ∅ |
| Charge Coil Color Code / Ω | Wht ~ Blk / 0.4Ω ± 10% |

| | |
|--|---|
| IGNITION SYSTEM | Capacitor Discharge Ignition |
| Ignition Timing | 10° @ 1000 rpm Full Adv: 30° @ 6000 rpm |
| Spark Plug Type | NGK D7EA or ND X22ES-U |
| Spark Plug Gap / Torque / Cap Ω | 0.6 ~ 0.7mm / 2.0 m·kg / 10KΩ |
| Point Gap / Condenser Capacitance | ∅ |
| Ignition Coil Test Gap / Primary Ω / Secondary Ω | 6mm / 0.85Ω ± 15% / 5.9KΩ ± 15% |
| Pulser Coil or Pickup Coil Color Code / Ω | Wht-Red ~ Wht-Grn / 196Ω ± 10% |
| Source Coil Color Code / Ω | Brn ~ Blk / 381Ω ± 10% |

| | |
|---------------------------------------|-------------------------|
| LIGHTING SYSTEM | |
| Headlight / Taillight / Signal Rating | 12V45-45W / 12V8W / ∅ |
| Lighting Coil Color Code / Ω | Yel ~ Blk / 0.34Ω ± 10% |

| | |
|------------------------------|----------------|
| TORQUE VALUES | |
| Front Axle Nut | M14: 5.0 m·kg |
| Front Axle Holder Nut | ∅ |
| Rear Axle Nut | M20: 13.0 m·kg |
| Rear Axle Pinch Bolt | ∅ |
| Clutch Nut | M14: 5.0 m·kg |
| Drain Plug | M35: 4.3 m·kg |
| Flywheel Nut | NA |
| Cylinder Head Cover | ∅ |
| Cylinder Head: | M8: 2.2 m·kg |
| Engine Mounting Bolts: Upper | M8: 3.3 m·kg |
| Front | M8: 3.3 m·kg |
| Rear, Upper | M8: 4.4 m·kg |
| Rear, Lower | M8: 4.4 m·kg |

∅ = Does Not Apply To This Model
NA = Information Not Available

* Available From Yamaha Parts Distributors Inc.
* For Diagnostic Use Only

SERVICE LITERATURE

| PUBLICATION | PART NUMBER | REMARKS |
|---|---|--|
| Owner's Manual Service Manual Assembly Manual | LIT-11626-04-35 LIT-11616-03-82 LIT-11666-03-82 | Same as YTM200EK Same as YTM200EK, supp. to YT/YTM Basic Assembly Manual (03-88) |

YTM200EK 1983 SERVICE DATA

| | | |
|---|-------------------------------|-----|
| MODEL - ISM I.D. NUMBER | YTM200EK | 24W |
| Initial Engine Number / Frame Number | 24W-000101 / 24W-000101 | |
| Fuel Type/Total Fuel Tank Capacity/Reserve Cap. | Regular / 9.0 Lit. / 1.9 Lit. | |

| | | |
|--|---|--|
| ENGINE TYPE | 4-Stroke, SOHC | |
| Bore/Stroke/Number Cylinders/Displacement | 67.0mm / 55.7mm / 1 / 196cc | |
| Compression Ratio/Compression Pressure Min~Max | 8.5:1 / NA | |
| Piston Skirt Clearance New / Max | 0.025 ~ 0.045mm / 0.10mm | |
| Ring End Gap Top / 2nd / 3rd | 0.15 ~ 0.35mm / 0.15 ~ 0.35mm / 0.3 ~ 0.9mm | |
| Valve Clearance (Cold) Intake / Exhaust | 0.05 ~ 0.09mm / 0.11 ~ 0.15mm | |
| Oiling System | Wet Sump | |
| Capacity: Dry | 1800cc | |
| Oil and Filter Change | 1500cc | |
| Oil Change Only | 1500cc | |
| Lubricant: Temp. Above 5°C (40°F) | Yamalube 4* or SAE 20W40 SE or SF | |
| Temp. Below 15°C (60°F) | SAE 10W30 SE or SF | |
| Cooling System / Capacity | Air / ∅ | |
| Coolant Type / Mixing Ratio | ∅ / ∅ | |

| | | |
|---|---|--|
| AUTOLUBE - Min Stroke / Color Code | ∅ | |
| Minimum Output @ 200 Cycles | ∅ | |
| Maximum Output @ 200 Cycles | ∅ | |

| | | |
|---|----------------------------|--|
| CARBURETOR - Manufacturer / Type / I.D. Number | Mikuni / VM22SH / 24W-00 | |
| Main Jet / Pilot Jet / Pilot Screw (Turns Out) | 112.5 / 25 / 1-1/2 ~ 2-1/2 | |
| Needle Jet / Jet Needle-Clip Position | N-6 / 4H23-3 | |
| Slide Cutaway | 4.0 | |
| Float Level / Fuel Level | 20.5 ± 0.5mm / NA | |
| Idle rpm | 1400 rpm | |
| Max CO* / Max HC* / Set CO | ∅ / ∅ / 3.0% | |

| | | |
|---|---|--|
| SUSPENSION | | |
| Front: Inner Tube Diameter | 30mm | |
| Oil Type / Level / Qty | 10 Wt. Fork Oil* / ∅ / 193cc | |
| Gas Pressure Min ~ Max / Standard | ∅ | |
| Spring Length Std | 405.1mm | |
| Rear: Gas Pressure Min ~ Max / Standard | ∅ | |
| Minimum Brake Lining Thickness Front / Rear | 2.0mm / 1.5mm | |
| Tire Size (Nominal Pressure) Front / Rear | 25" x 12-9" (0.15 kg/cm ²) / 25" x 12-9" (0.15 kg/cm ²) | |

| | | |
|---|---------------------------------|--|
| TRANSMISSION - Oil Type / Qty Change / Qty Dry | See ENGINE Above | |
| Secondary Drive Type / Teeth / Chain | Shaft Drive / 19-18 x 46-11 / ∅ | |
| Middle Gear Case Capacity | ∅ | |
| Final Gear Case Capacity | 130cc | |
| Gear Case Lubricant | SAE 80W90 Hypoid Gear Oil GL-4 | |

| | | | | | |
|--------------|---------|-------|-------|--------|-------------|
| SERVICE COPY | SER MGR | MECH | MECH | MECH | BINDER |
| OFFICE COPY | GEN MGR | SALES | PARTS | BINDER | PAGE 1 OF 2 |

| | | |
|---|------------------------------------|--|
| FLYWHEEL MAGNETO | Flywheel Magneto | |
| Battery: Model / Specific Gravity / Charge Rate | GM14AZ-4A (12V14AH) / 1.280 / 1.4A | |
| Maximum Output | 5A @ 8000 rpm | |
| Field Coil Color Code / Ω | ∅ | |
| Stator Coil Color Code / Ω | ∅ | |
| Charge Coil Color Code / Ω | Wht ~ Blk / 0.4Ω ± 10% | |

| | | |
|--|---|--|
| IGNITION | Capacitor Discharge Ignition | |
| Ignition Timing | 10° @ 1000 rpm Full Adv: 30° @ 6000 rpm | |
| Spark Plug Type | NGK D7EA or ND X22ES-U | |
| Spark Plug Gap / Torque / Cap Ω | 0.6 ~ 0.7mm / 2.0 m·kg / 10KΩ | |
| Point Gap / Condenser Capacitance | ∅ | |
| Ignition Coil Test Gap / Primary Ω / Secondary Ω | 6mm / 0.85Ω ± 15% / 5.9KΩ ± 15% | |
| Pulser Coil or Pickup Coil Color Code / Ω | Wht-Red ~ Wht-Grn / 196Ω ± 10% | |
| Source Coil Color Code / Ω | Brn ~ Blk / 381Ω ± 10% | |

| | | |
|---------------------------------------|-------------------------|--|
| LIGHTING | | |
| Headlight / Taillight / Signal Rating | 12V45-45W / 12V8W / ∅ | |
| Lighting Coil Color Code / Ω | Yel ~ Blk / 0.34Ω ± 10% | |

| | | |
|------------------------------|----------------|--|
| FASTENERS | | |
| Front Axle Nut | M14: 5.0 m·kg | |
| Front Axle Holder Nut | ∅ | |
| Rear Axle Nut | M20: 13.0 m·kg | |
| Rear Axle Pinch Bolt | ∅ | |
| Clutch Nut | M14: 5.0 m·kg | |
| Drain Plug | M35: 4.3 m·kg | |
| Flywheel Nut | NA | |
| Cylinder Head Cover | ∅ | |
| Cylinder Head: | M8: 2.2 m·kg | |
| Engine Mounting Bolts: Upper | M8: 3.3 m·kg | |
| Front | M8: 3.3 m·kg | |
| Rear, Upper | M8: 4.4 m·kg | |
| Rear, Lower | M8: 4.4 m·kg | |

∅ = Does Not Apply To This Model
NA = Information Not Available

* Available From Yamaha Parts Distributors Inc.
* For Diagnostic Use Only

SERVICE LITERATURE

| PUBLICATION | PART NUMBER | REMARKS |
|---|---|---|
| Owner's Manual Service Manual Assembly Manual | LIT-11626-03-82 LIT-11616-03-82 LIT-11666-03-82 | Supp. to YT/YTM Basic Assembly Manual (03-88) |

| | | |
|---------------|--------------|-------------|
| FILE TRI-MOTO | DATE 1/14/83 | BUL T83-001 |
|---------------|--------------|-------------|

| | |
|---|------------------------------------|
| | Flywheel Magneto |
| Battery: Model / Specific Gravity / Charge Rate | GM14AZ-4A (12V14AH) / 1.280 / 1.4A |
| Maximum Output | 5A @ 8000 rpm |
| Field Coil Color Code / Ω | \emptyset |
| Stator Coil Color Code / Ω | \emptyset |
| Charge Coil Color Code / Ω | Whi ~ Blk / $0.4\Omega \pm 10\%$ |

| | |
|--|---|
| | Capacitor Discharge Ignition |
| Ignition Timing | 10° @ 1000 rpm Full Adv: 30° @ 6000 rpm |
| Spark Plug Type | NGK D7EA or ND X22ES-U |
| Spark Plug Gap / Torque / Cap Ω | 0.6 ~ 0.7mm / 2.0 m·kg / 10K Ω |
| Point Gap / Condenser Capacitance | \emptyset |
| Ignition Coil Test Gap / Primary Ω / Secondary Ω | 6mm / $0.85\Omega \pm 15\%$ / $5.9K\Omega \pm 15\%$ |
| Pulser Coil or Pickup Coil Color Code / Ω | Whi-Red ~ Whi-Grn / $196\Omega \pm 10\%$ |
| Source Coil Color Code / Ω | Brn ~ Blk / $381\Omega \pm 10\%$ |

| | |
|---------------------------------------|-----------------------------------|
| | |
| Headlight / Taillight / Signal Rating | 12V45-45W / 12V8W / \emptyset |
| Lighting Coil Color Code / Ω | Yel ~ Blk / $0.34\Omega \pm 10\%$ |

| | |
|------------------------------|----------------|
| | |
| Front Axle Nut | M14: 5.0 m·kg |
| Front Axle Holder Nut | \emptyset |
| Rear Axle Nut | M20: 13.0 m·kg |
| Rear Axle Pinch Bolt | \emptyset |
| Clutch Nut | M14: 5.0 m·kg |
| Drain Plug | M35: 4.3 m·kg |
| Flywheel Nut | NA |
| Cylinder Head Cover | \emptyset |
| Cylinder Head: | M8: 2.2 m·kg |
| | |
| Engine Mounting Bolts: Upper | M8: 3.3 m·kg |
| Front | M8: 3.3 m·kg |
| Rear, Upper | M8: 4.4 m·kg |
| Rear, Lower | M8: 4.4 m·kg |

\emptyset = Does Not Apply To This Model
NA = Information Not Available

* Available From Yamaha Parts Distributors Inc.
* For Diagnostic Use Only

SERVICE LITERATURE

| PUBLICATION | PART NUMBER | REMARKS |
|-----------------|-----------------|---|
| Owner's Manual | LIT-11626-03-82 | |
| Service Manual | LIT-11616-03-82 | |
| Assembly Manual | LIT-11666-03-82 | Supp. to YT/YTM Basic Assembly Manual (03-88) |