

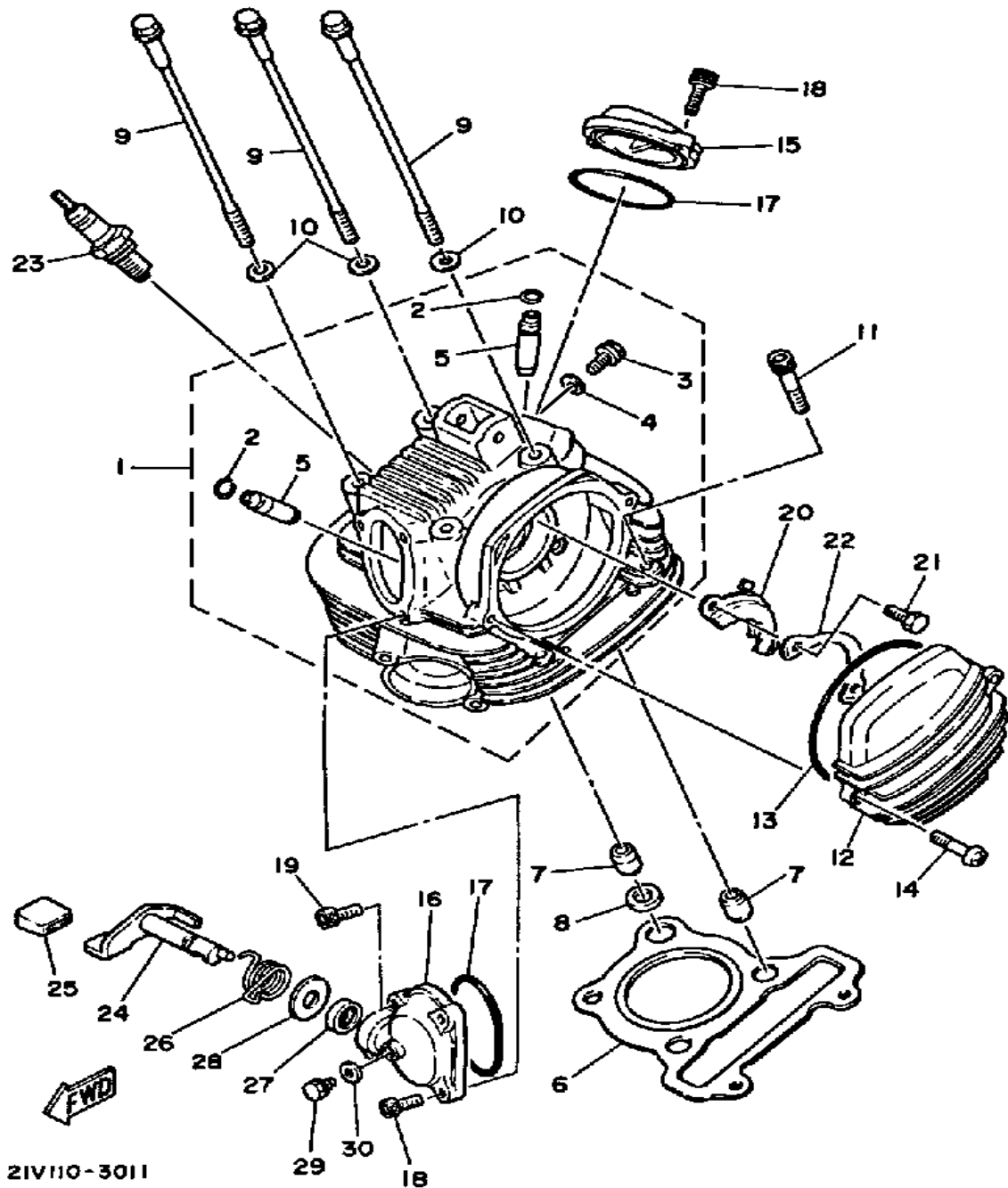
**YAMAHA**

**GENUINE**

**PARTS CATALOGUE**

**ALL TERRAIN VEHICLE**

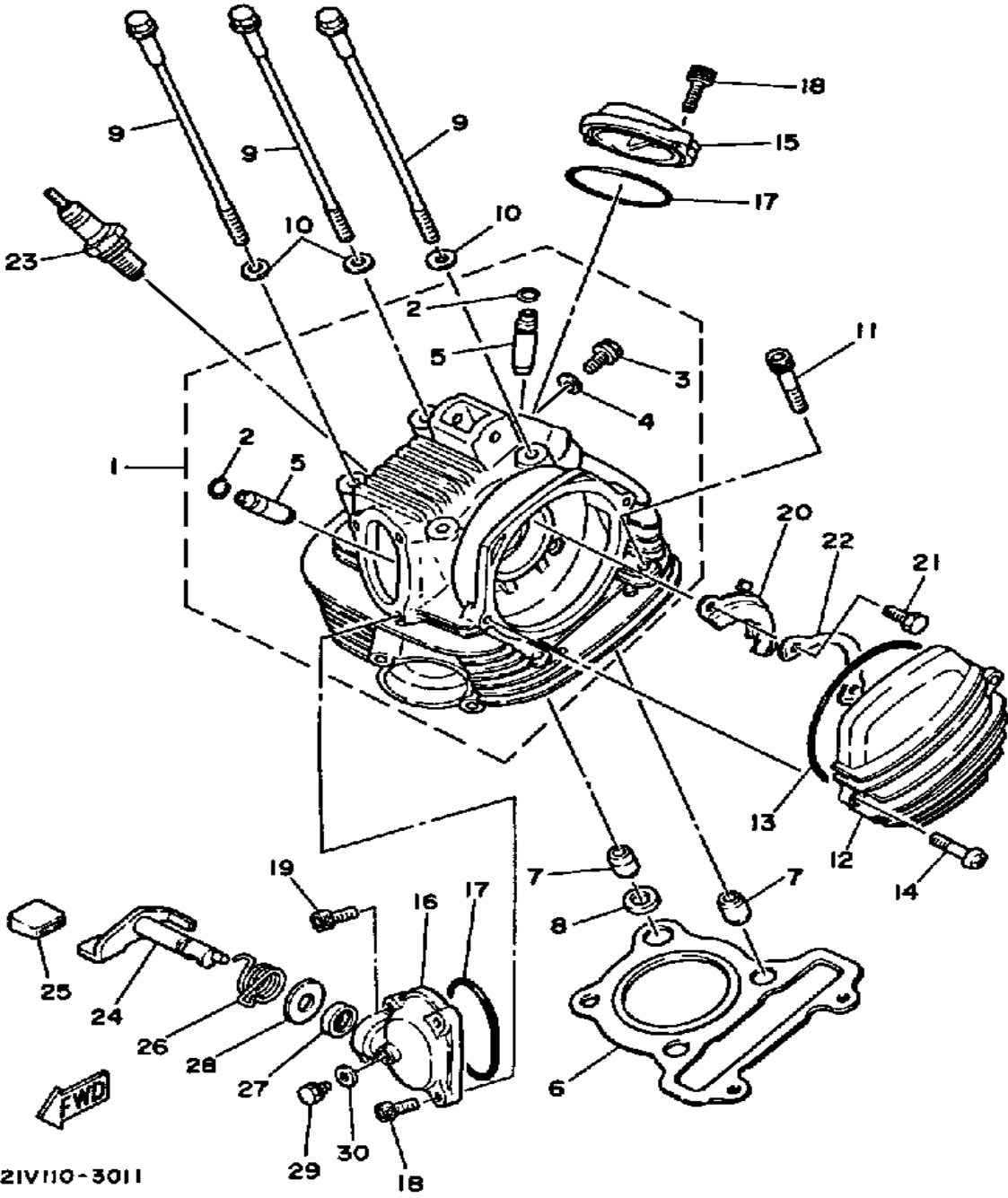
# CYLINDER HEAD



Ref. No.	Part Number	Description	Qty	Remarks
1	15A-11110-01-00	CYLINDER HEAD ASSEMBLY	1	
2	93440-10085-00	. CIRCLIP	2	
3	90153-06045-00	. SCREW, HEXAGON	1	
4	90430-06014-00	. GASKET	1	
5	5H0-11133-10-00	. GDE, INTK VLV 1 O/S	2	
6	1NU-11181-00-00	GASKET, CYLINDER HEAD 1	1	
7	99530-14016-00	PIN, DOWEL	3	
8	90430-14131-00	GASKET	1	
9	90105-08195-00	BOLT, WASHER BASED	4	
10	90201-080L7-00	WASHER, PLATE	4	
11	91316-08045-00	BOLT, SOCKET HEAD	2	
12	15A-11185-00-00	CVR, CYLINDER HD SIDE 1SIDE 1	1	
13	93211-05471-00	O-RING	1	
14	98516-06020-00	SCREW, PAN HEAD	2	
15	15A-11186-00-00	COVER, CYLINDER.HEAD 2SIDE 2	1	
16	21V-11187-01-00	COVER, CYLINDER.HEAD 3SIDE 3	1	
17	93210-57634-00	O-RING	2	
18	91316-06018-00	BOLT, SOCKET HEAD	4	
19	90109-06717-00	BOLT	1	
20	5H0-1111F-00-00	PLATE	1	
21	97013-06012-00	BOLT	2	
22	90215-06184-00	WASHER, LOCK	1	
23	NGK-D7EA0-00-00	PLUG, SPARK (NGK D7EA)	1	U.R.
24	24W-12288-00-00	CAM, DCOMP	1	
25	24W-12275-00-00	COVER, DECOM.LEVER	1	
26	90508-12610-00	SPRING, TORSION	1	
27	93102-12321-00	OIL SEAL, SD-TYPE	1	

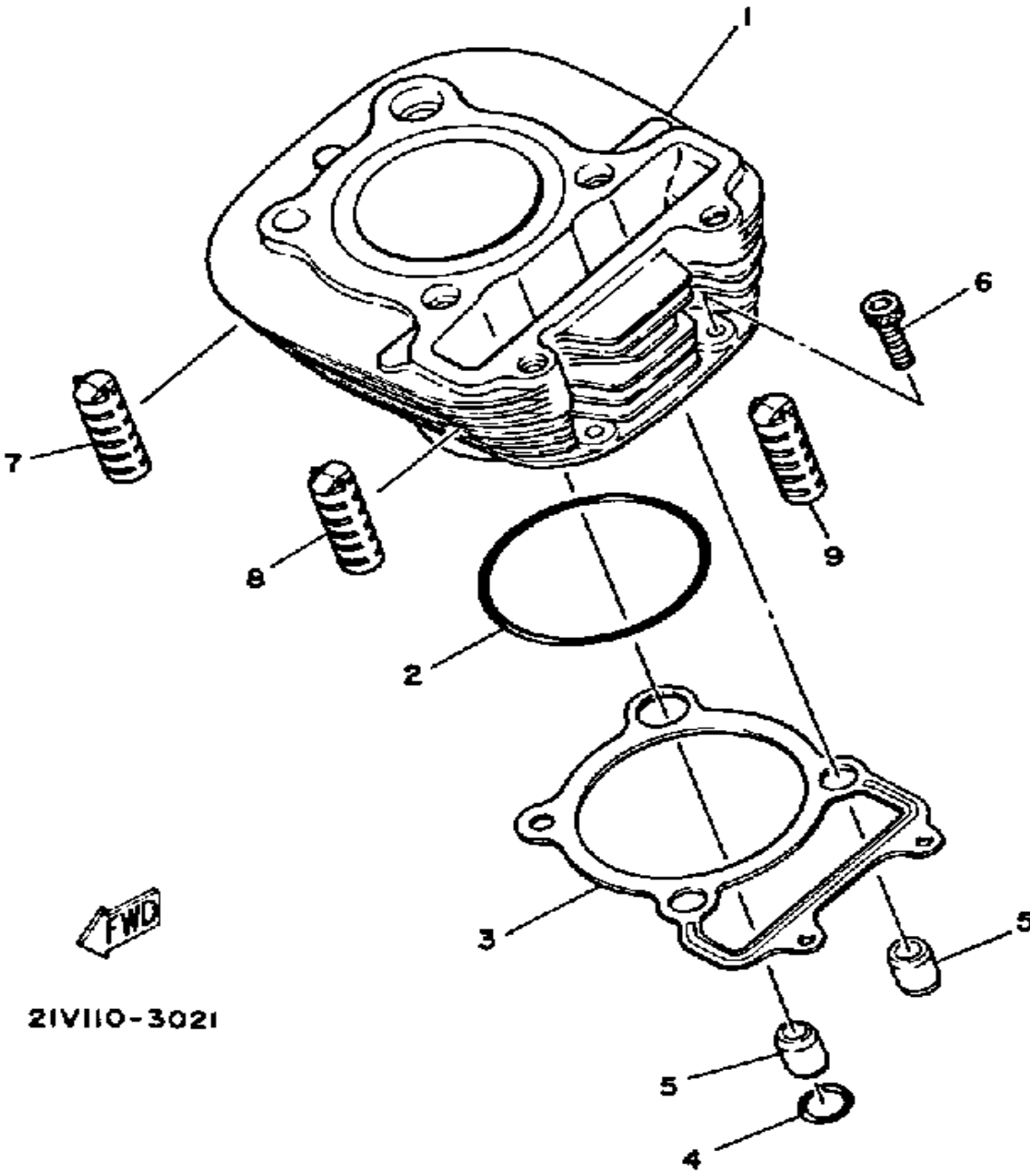
CONTINUED ON NEXT FRAME ►

# CYLINDER HEAD



Ref. No.	Part Number	Description	Qty	Remarks
28	90201-12588-00	WASHER, PLATE .....	1	
29	90109-06418-00	BOLT .....	1	
30	90430-06014-00	GASKET .....	1	

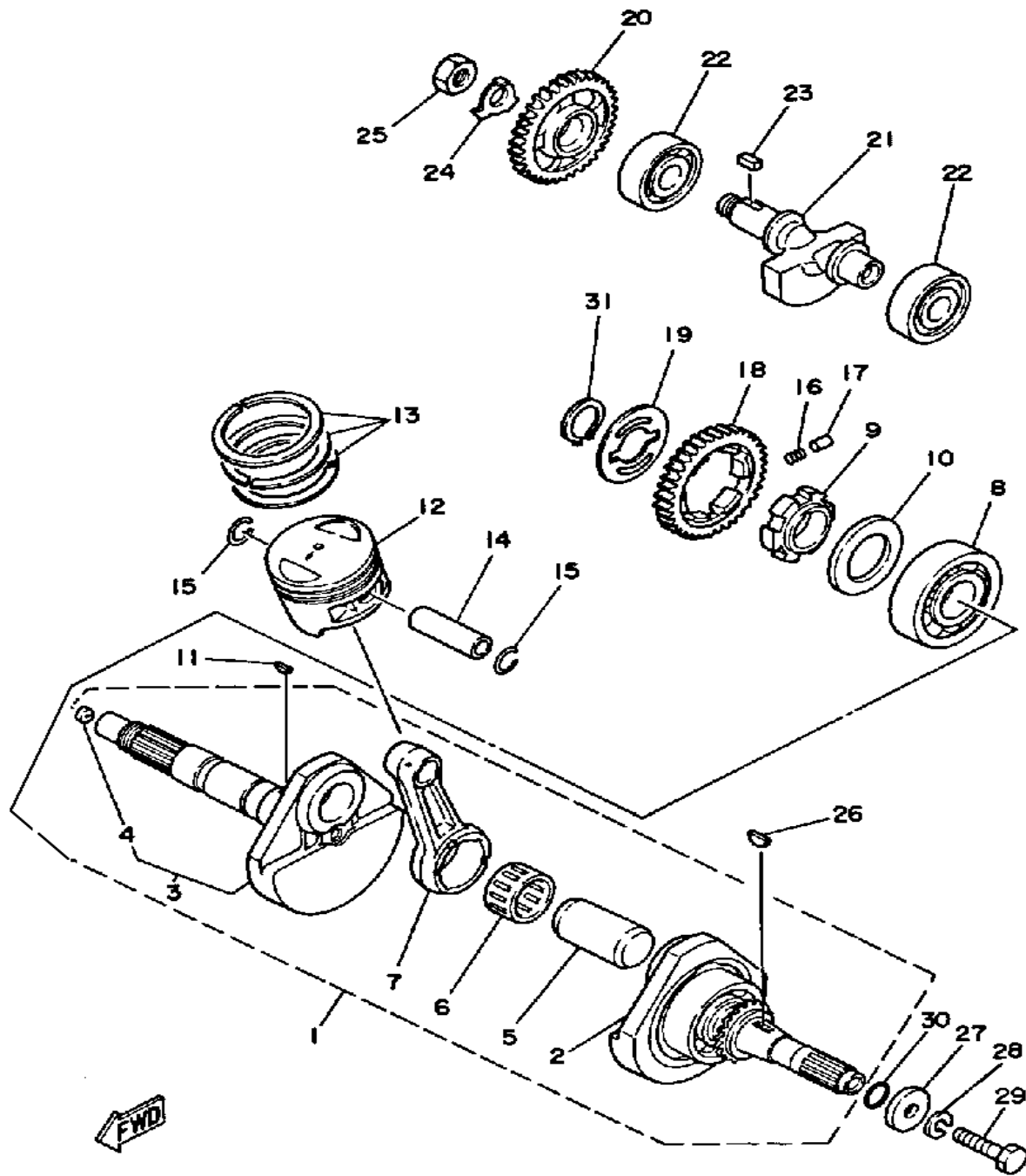
# CYLINDER



21V110-3021

Ref. No.	Part Number	Description	Qty	Remarks
1	21V-11310-00-00	CYLINDER .....	1	
2	93210-71470-00	O-RING (93210-72529-00) .....	1	
3	4CS-11351-00-00	GASKET CYLINDER .....	1	
4	93210-13361-00	O-RING .....	1	
5	99530-14016-00	PIN, DOWEL .....	2	
6	91316-06025-00	BOLT .....	2	
7	15A-11162-00-00	ABSORBER 2 .....	2	
8	5H0-11161-00-00	ABSORBER 1 .....	2	
9	(21V-W0001-90-00)	GASKTKIT TE BW200S .....		SEE GRID G-1 FOR CONTENTS
	15A-11162-00-00	ABSORBER 2 .....	1	

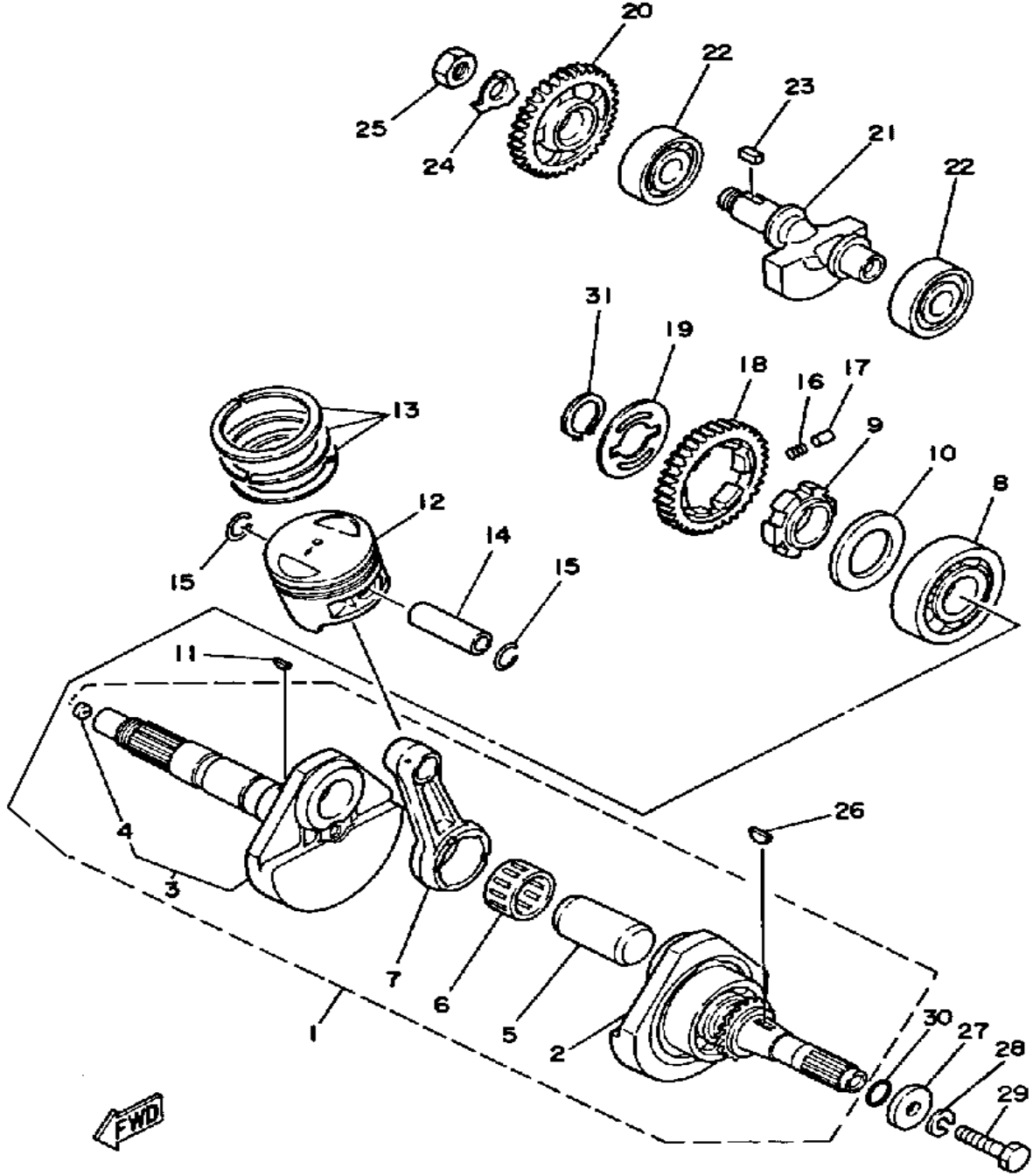
# CRANKSHAFT - PISTON



Ref. No.	Part Number	Description	Qty	Remarks
1	99999-01952-00	CRANKSHAFT ASSEMBLY	1	
2	24W-W1141-00-00	. CRANK 1	1	
3	21V-11422-00-00	. CRANK 2	1	
4	90331-09041-00	.. PLUG	1	
5	5H0-11681-00-00	. PIN, CRANK 1	1	
6	93310-530J3-00	. BEARING	1	
7	15A-11651-00-00	. ROD, CONNECTING	1	
8	93306-30615-00	BEARING (B6306)	1	
9	59V-11496-00-00	BOSS, BUFFER (21V-11496-00)	1	
10	90201-406F4-00	WASHER, PLATE	1	
11	90280-03017-00	KEY, WOODRUFF	1	
12	21V-11631-00-Y0	PISTON STD	1	
	21V-11636-00-00	PISTON 2 O/S 0.0	1	ALTERNATE PART
	21V-11638-00-00	PISTON 4 O/S 1.0	1	ALTERNATE PART
13	21V-11610-01-00	PISTON RINGSET STD	1	
	21V-11610-20-00	PISTON RINGSET 2ND (2ND O/S)	1	ALTERNATE PART
	21V-11610-40-00	PISTON RINGSET 4TH (4TH O/S)	1	ALTERNATE PART
14	58L-11633-00-00	PIN, PISTON	1	
15	93450-17044-00	CIRCLIP	2	
16	90501-21133-00	SPRING, COMPRESSION	6	
17	93605-10090-00	PIN, DOWEL	3	
18	5H0-11536-00-00	GEAR, DRIVE (38T)	1	
19	90201-266F5-00	WASHER, PLATE	1	
20	5H0-11531-00-00	GEAR, BALANCE WEIGHT (38T)	1	
21	15A-11454-00-00	WEIGHT 1	1	
22	93306-30427-00	BEARING	2	
23	90282-05013-00	KEY, STRAIGHT	1	

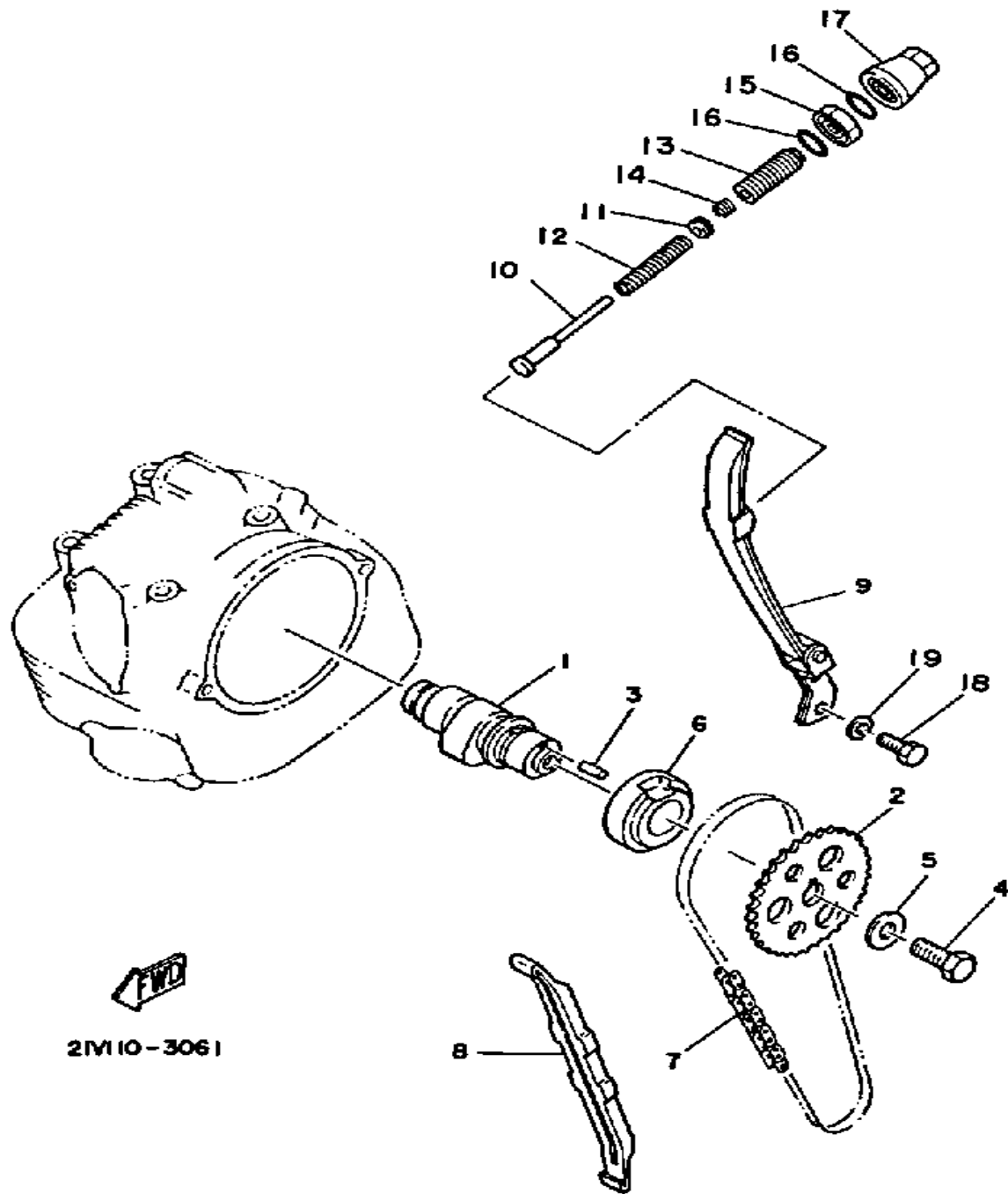
CONTINUED ON NEXT FRAME ►

# CRANKSHAFT - PISTON



Ref. No.	Part Number	Description	Qty	Remarks
24	90215-14205-00	WASHER, LOCK .....	1	
25	90170-14284-00	NUT .....	1	
26	90280-16053-00	KEY, WOODRUFF .....	1	
27	90201-107F8-00	WASHER, PLATE .....	1	
28	92990-10100-00	LOCKWASHER .....	1	
29	90101-10568-00	BOLT .....	1	
30	93210-16290-00	O-RING .....	1	
31	99009-26400-00	CIRCLIP .....	1	

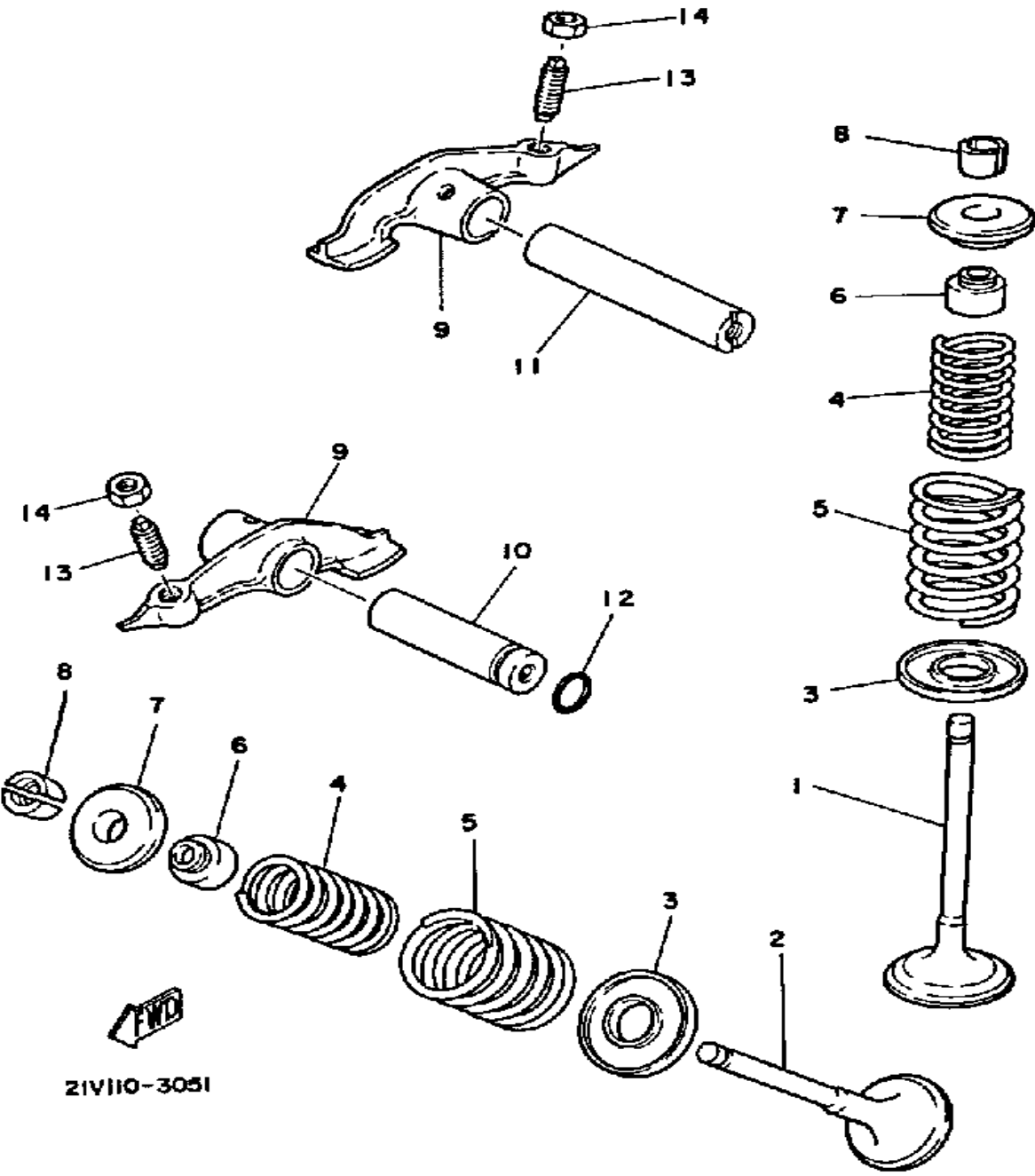
# CAMSHAFT-CHAIN



Ref. No.	Part Number	Description	Qty	Remarks
1	5N0-12171-01-00	CAMSHAFT 1 .....	1	
2	5H0-12176-00-00	SPROCKET, CAM CHAIN (40T)	1	
3	93604-10011-00	PIN, DOWEL .....	1	
4	90101-10303-00	BOLT .....	1	
5	90201-10774-00	WASHER, PLATE .....	1	
6	90387-255F3-00	COLLAR .....	1	
7	94580-41104-00	CHAIN .....	1	
8	5H0-12231-00-00	GUIDE, STOPPER 1 .....	1	
9	5N0-12241-00-00	GUIDE, STOPPER 2 .....	1	
10	25A-12217-00-00	ROD, CHN TENSIONER .....	1	
11	3Y1-12232-00-00	DAMPER .....	1	
12	90501-10587-00	SPRING, COMPRESSION .....	1	
13	90149-14182-00	SCREW, SPEC'L SHAPE .....	1	
14	90501-22721-00	SPRING, COMPRESSION .....	1	
15	90179-14298-00	NUT, SPEC'L SHAPE .....	1	
16	93210-16629-00	O-RING .....	2	
17	3Y1-12212-00-00	CASE, CHAIN TENSNR .....	1	
18	97011-06016-00	BOLT .....	2	
19	90201-061A5-00	WASHER, PLATE .....	2	

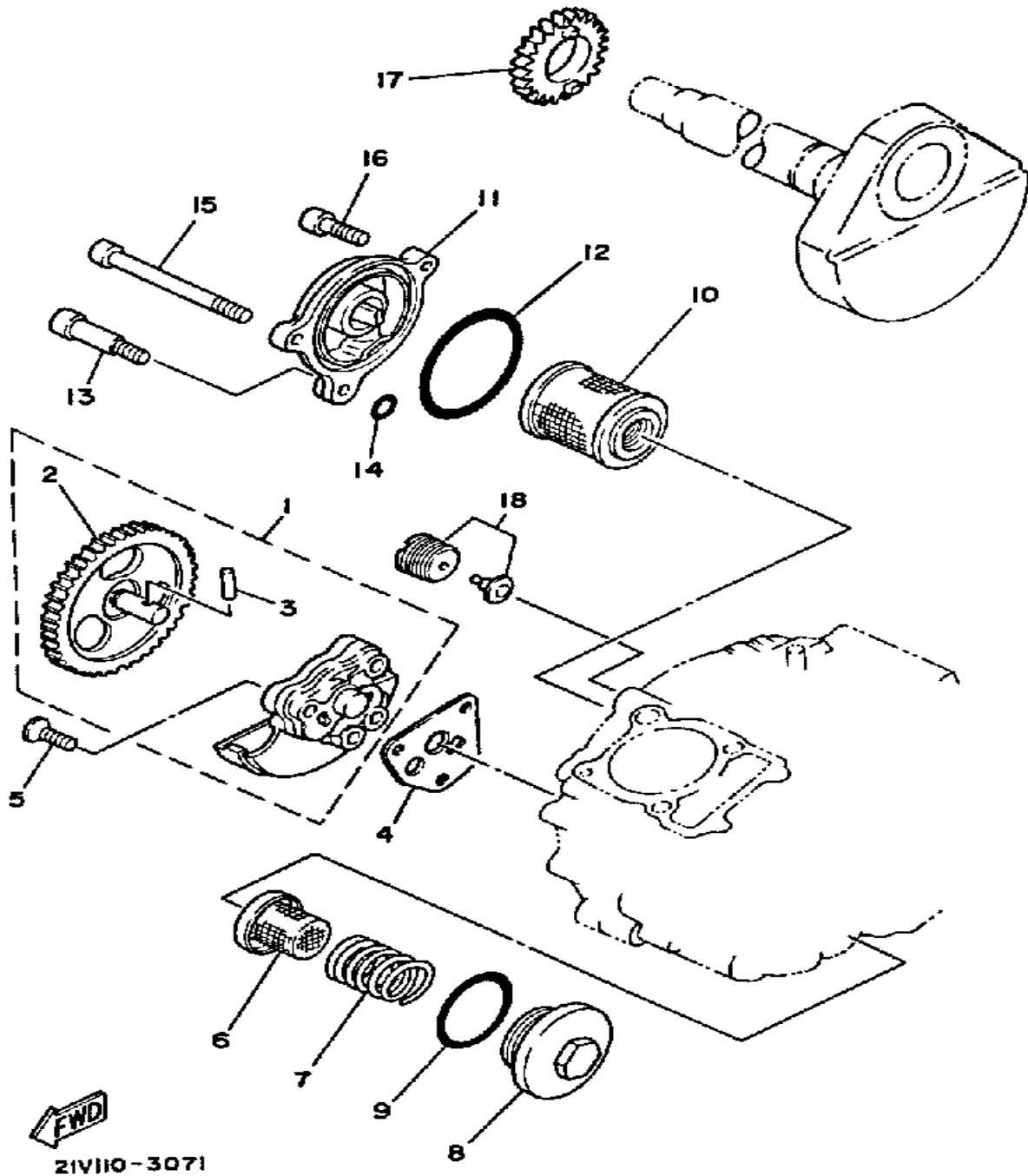
21V110-3061

# VALVE



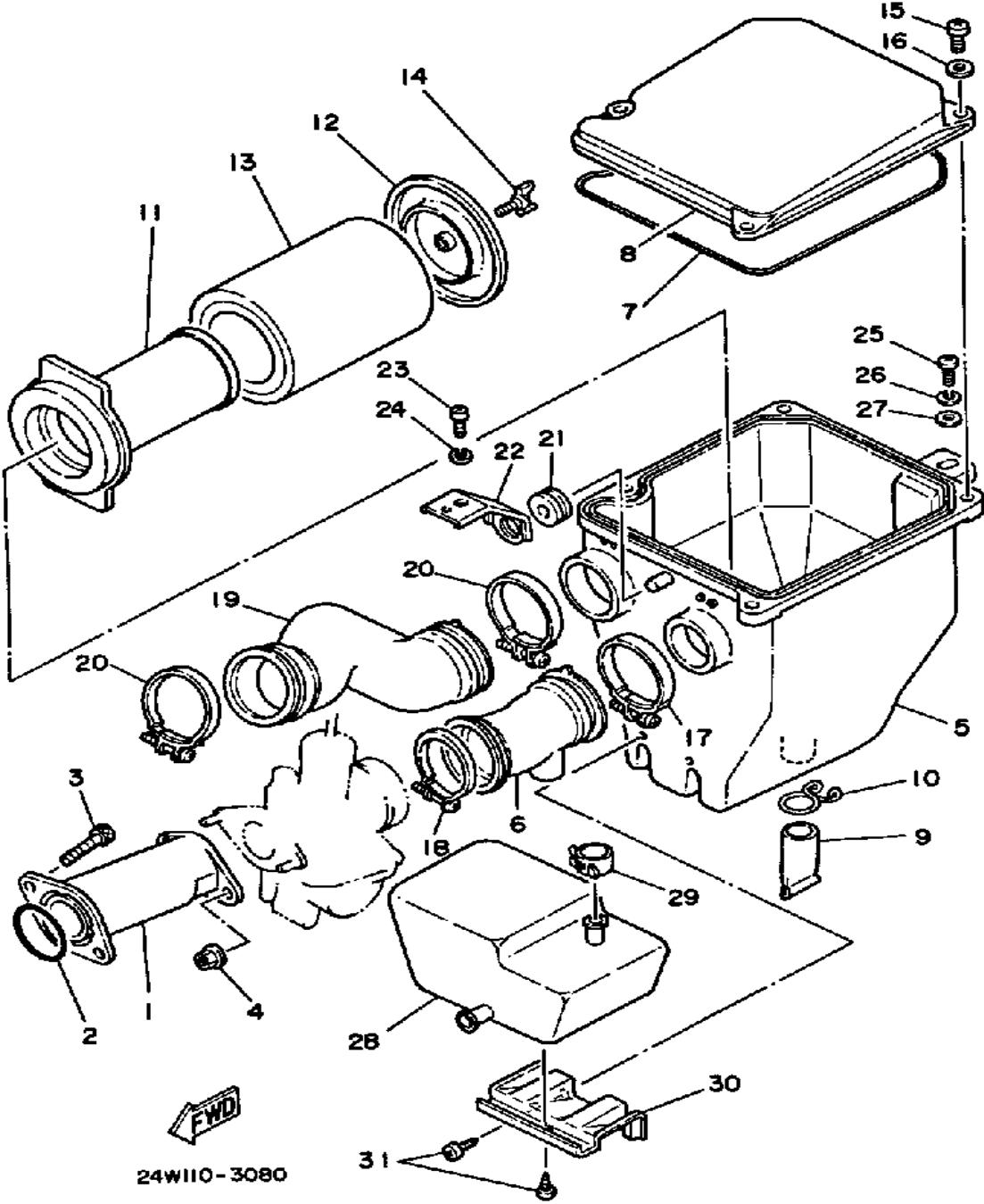
Ref. No.	Part Number	Description	Qty	Remarks
1	5H0-12111-00-00	VALVE, INTAKE .....	1	
2	5H0-12121-00-00	VALVE, EXHAUST .....	1	
3	4G0-12116-01-00	SEAT, VALVE SPRING .....	2	
4	4G0-12113-01-00	SPRING, VALVE INNER .....	2	
5	4G0-12114-01-00	SPRING, VALVE OUTER .....	2	
6	5H0-12119-00-00	SEAL, VALVE STEM .....	2	
7	4G0-12117-00-00	RETAINER, VALVE SPRING ..	2	
8	4G0-12118-00-00	COTTER, VALVE .....	4	
9	24W-12151-00-00	ARM, VALVE ROCKER .....	2	
10	5H0-12156-00-00	SHAFT, ROCKER 2 .....	1	
11	5H0-12146-00-00	SHAFT, ROCKER .....	1	
12	93210-09350-00	O-RING .....	1	
13	3Y1-12159-00-00	SCREW, VALVE ADJUSTING ..	2	
14	90170-06128-00	NUT .....	2	

# OIL PUMP



Ref. No.	Part Number	Description	Qty	Remarks
1	21V-13300-00-00	OIL PUMP ASSEMBLY	1	
2	21V-13326-00-00	GEAR, PUMP DRIVEN 2 (41T)	1	
3	93603-12030-00	. PIN, DOWEL	1	
4	4BE-13329-00-00	GASKET, PUMP COVER	1	
5	98701-06030-00	SCREW, FLAT HEAD	3	
6	51Y-13411-00-00	STRAINER, OIL	1	
7	90501-18576-00	SPRING, COMPRESSION	1	
8	5H0-15351-00-00	PLUG, DRAIN	1	
9	93210-35389-00	O-RING	1	
10	5H0-13440-00-00	ELEMENT ASSEMBLY, OIL CLEANER	1	
11	15A-13447-00-00	COVER, OIL ELEMENT	1	
12	93210-54175-00	O-RING	1	
13	90109-06419-00	BOLT	1	
14	93210-07135-00	O-RING	1	
15	91316-06020-00	BOLT, SOCKET HEAD	1	
16	91316-06115-00	BOLT, SOCKET HEAD	1	
17	21V-13324-00-00	GEAR, PUMP DRIVE	1	
18	21V-13409-01-00	CHECK VALVE ASSEMBLY	1	

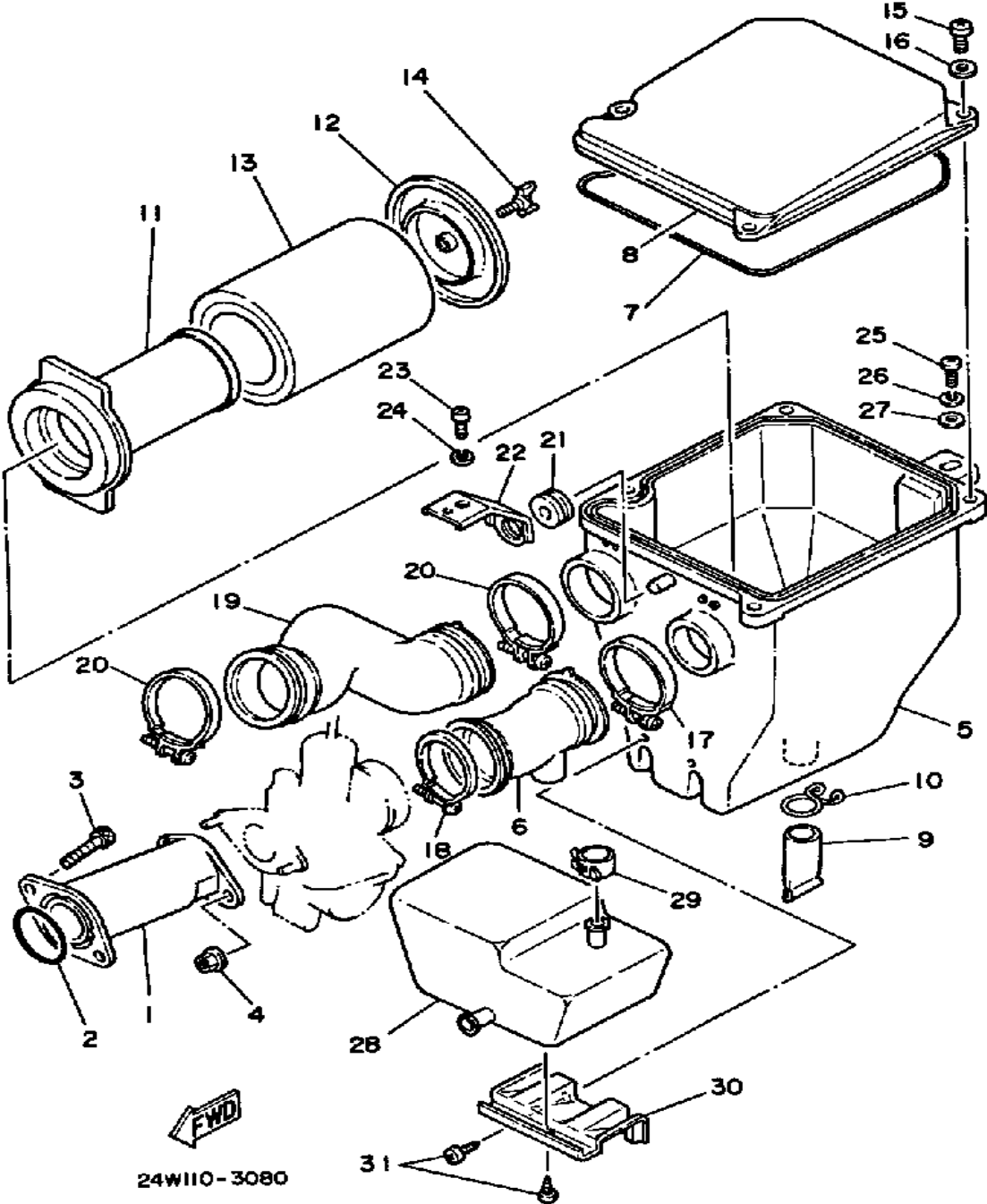
# AIR FILTER



Ref. No.	Part Number	Description	Qty	Remarks
1	24W-13586-02-00	JOINT, CARBURETOR 1	1	
2	93210-35537-00	O-RING	1	
3	91316-06020-00	BOLT, SOCKET HEAD	2	
4	95701-06500-00	NUT, FLANGE	2	
5	21V-14411-00-00	CASE, AIR CLEANER 1	1	
6	24W-14453-00-00	JOINT, AIR CLNR 1	1	
7	1VJ-14462-00-00	SEAL	1	
8	21V-14412-00-00	CAP, CLEANER CASE 1	1	
9	59V-14457-00-00	SEAL	1	
10	90467-22080-00	CLIP	1	
11	21V-14458-01-00	GUIDE, ELEMENT	1	
12	21V-14468-00-00	PLATE, ELEMENT FTNG	1	
13	21V-14450-90-00	ELEMENT ASSEMBLY CLEANER	1	DRY TYPE ALTERNATE PART
	21V-14451-00-00	ELEMENT, AIR CLNR (STD)	1	WET TYPE
14	90122-05018-00	BOLT, WING	1	
15	98580-05016-00	SCREW, PAN HEAD (98501-05016)	4	
16	92901-05600-00	WASHER, PLATE	4	
17	90460-49058-00	CLAMP, HOSE	1	
18	90460-46206-00	CLAMP, hose	1	
19	21V-14437-01-00	DUCT	1	
20	90460-49058-00	CLAMP, HOSE	2	
21	90480-16233-00	GROMMET	1	
22	21V-14499-00-00	STAY 2	1	
23	98580-06012-00	SCREW, PAN HEAD	1	
24	92995-06100-00	WASHER, SPRING	1	
25	98580-06020-00	SCREW	1	

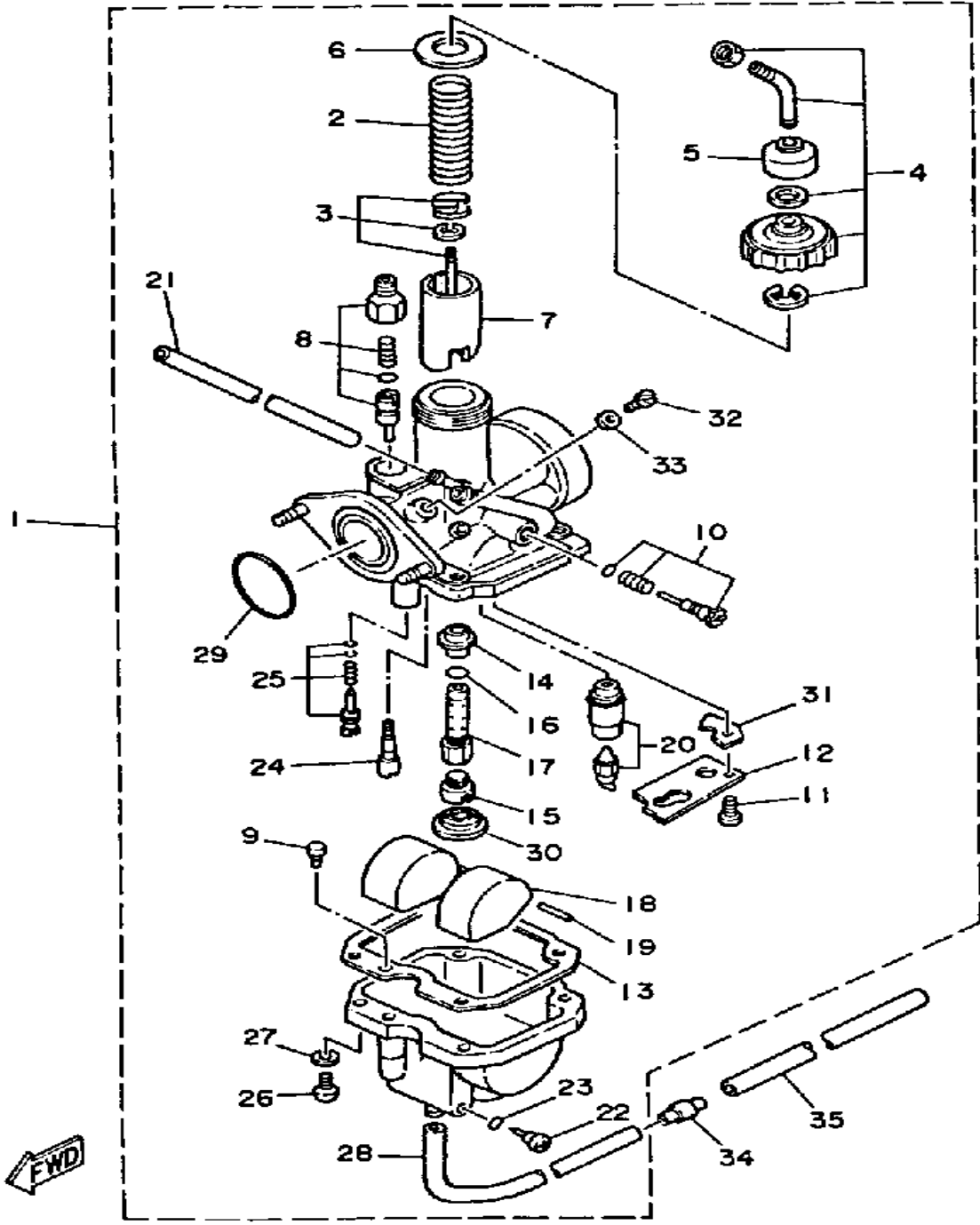
CONTINUED ON NEXT FRAME ►

# AIR FILTER



Ref. No.	Part Number	Description	Qty	Remarks
26	92995-06100-00	WASHER, SPRING	1	
27	90201-06067-00	WASHER, PLATE	1	
28	21V-13581-00-00	CHAMBER, AIR	1	
29	90467-19051-00	CLIP	1	
30	(21V-14493-00-00)	STAY 1	1	
31	97780-50612-00	SCREW, TAPPING	4	

# CARBURETOR

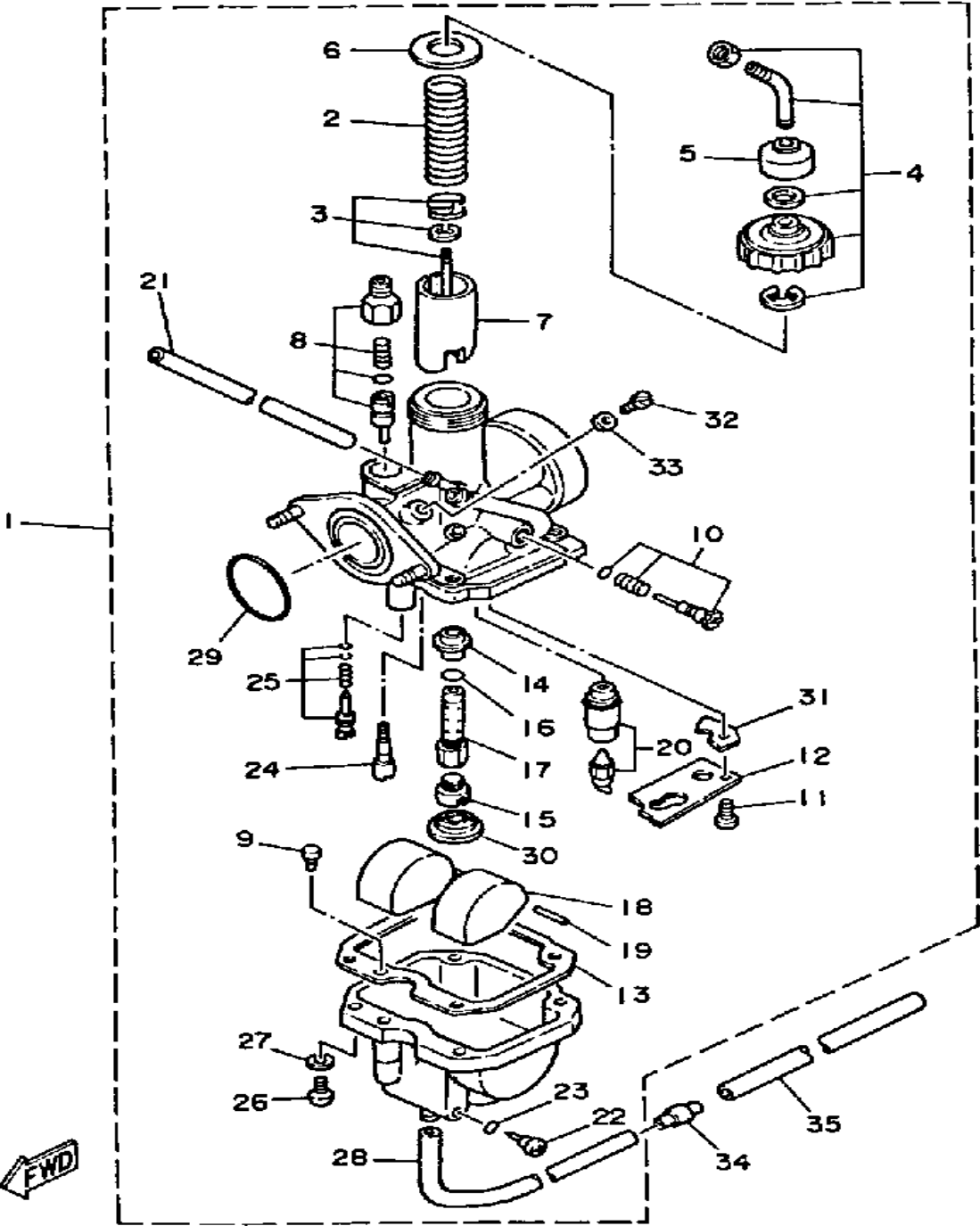


24W110-3090

Ref. No.	Part Number	Description	Qty	Remarks
1	24W-14101-01-00	CARBURETOR ASSEMBLY 1	1	
2	21V-14131-00-00	. SPRING, THROTTLE VALVE	1	
3	24W-1490J-00-00	. NEEDLE SET	1	
4	10X-14106-00-00	. CABLE ADJUST SCREW SET	1	
5	1M1-14169-00-00	. CAP	1	
6	4U5-14126-00-00	. GASKET	1	
7	24W-14112-40-00	. VALVE, THROTTLE 1	1	
8	21V-1410A-00-00	. STARTER SET	1	
9	(18M-14144-17-00)	JET, STARTER	1	
10	18G-14103-00-00	. THROTTLE SCREW SET	1	
11	98580-03008-00	. SCREW, PAN HEAD	1	
12	21V-14146-00-00	. PLATE	1	
13	24W-14184-00-00	. GASKET, FLOAT CHAMBER	1	
14	21V-14141-26-00	. NOZZLE, MAIN	1	
15	620-1423A-73-00	. JET, MAIN (#112.5)	1	
16	583-14561-00-00	. O-RING	1	
17	21V-14148-00-00	. JET, HOLDER	1	
18	21V-14185-00-00	. FLOAT	1	
19	127-14186-00-00	. PIN, FLOAT	1	
20	21V-14190-18-00	. NEEDLE VALVE ASSEMBLY	1	
21	90445-084A7-00	. HOSE (1RL)	1	
22	2L1-14191-00-00	. PLUG, DRAIN	1	
23	214-14147-00-00	. O-RING	1	
24	3H1-14142-25-00	. JET, PILOT # 5	1	
25	21V-14105-00-00	. PILOT SCREW SET	1	
26	98511-04016-00	. SCREW, PAN HEAD	4	
27	92901-04100-00	. WASHER, SPRING	4	
28	90445-08619-00	. HOSE	1	
29	24W-14147-00-00	. O-RING	1	

CONTINUED ON NEXT FRAME ➤

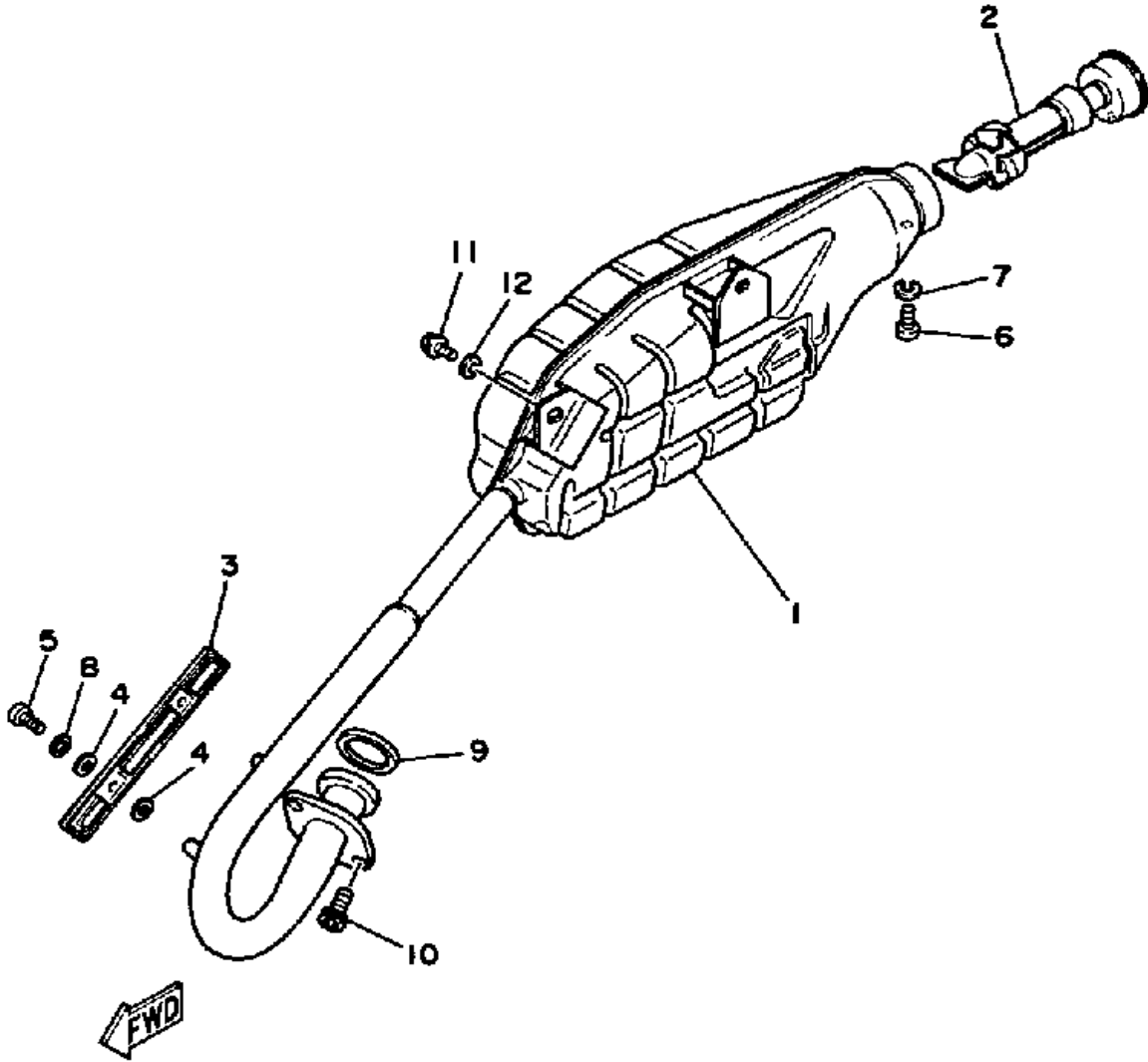
# CARBURETOR



24W110-3090

Ref. No.	Part Number	Description	Qty	Remarks
30	5V7-14153-00-00	. WASHER, MAIN JET .....	1	
31	24W-14146-00-00	. PLATE .....	1	
32	341-14991-00-00	. SCREW .....	1	
33	584-14956-00-00	. WASHER .....	1	
34	24W-14193-00-00	PIPE .....	1	
35	91A20-07010-00	TUBE, FLEXIBLE VINYL .....	1	

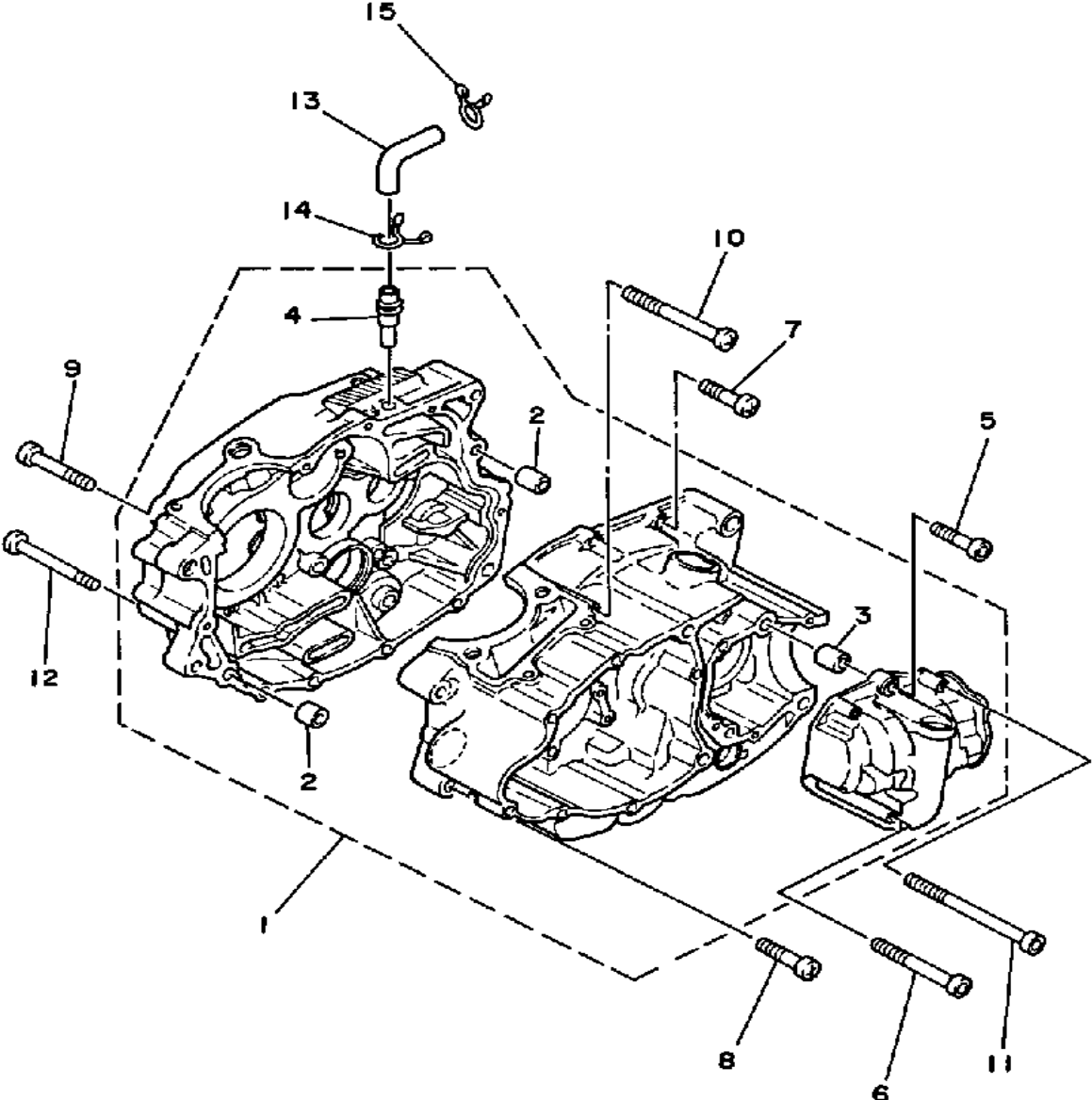
# EXHAUST



52G100-5090

Ref. No.	Part Number	Description	Qty	Remarks
1	21V-14711-01-00	MUFFLER L .....	1	
2	21V-14752-00-00	PIPE, OUTLET .....	1	
3	21V-14628-00-00	PROTC, EXHAUST PIPEPIPE ..	1	
4	90202-05187-00	WASHER, PLATE .....	4	
5	98906-06008-00	SCREW, BIND .....	2	
6	98580-06008-00	SCREW, PAN HEAD .....	1	
7	92995-06100-00	WASHER, SPRING .....	1	
8	90206-06090-00	WASHER, WAVE .....	2	
9	4BE-14613-00-00	GASKET, EXHAUST PIPE .....	1	
10	91316-06020-00	BOLT, SOCKET HEAD .....	2	
11	95811-08016-00	BOLT, FLANGE .....	2	
12	90201-08326-00	WASHER, PLATE .....	2	

# CRANKCASE



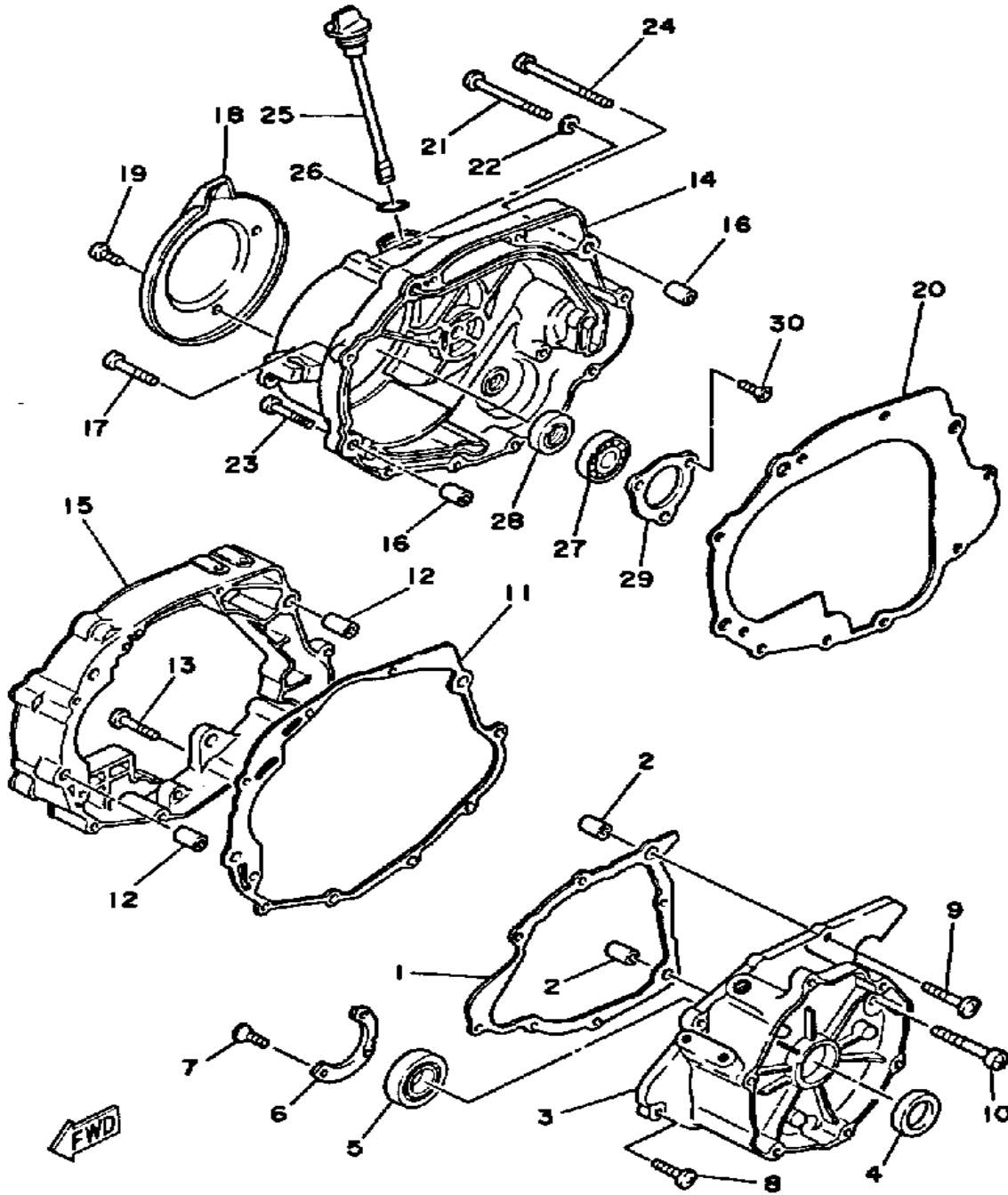
Ref. No.	Part Number	Description	Qty	Remarks
1	52G-15100-00-00	CRANKCASE ASSEMBLY	1	
2	99510-12016-00	. PIN, DOWEL	2	
3	99530-10014-00	. PIN, DOWEL	2	
4	371-11167-01-00	. PIPE, BREATHER 2	1	
5	91316-06035-00	BOLT	4	
6	91316-06085-00	BOLT, SOCKET HEAD	1	
7	98580-06030-00	SCREW PAN HEAD	7	
8	98580-06040-00	SCREW, pan head (92501-06040-00)	1	
9	92580-06560-00	SCREW PAN HEAD	1	
10	98511-06085-00	SCREW, PAN HEAD	1	
11	91316-06160-00	BOLT, SOCKET HEAD	1	
12	98501-06075-00	SCREW, PAN HEAD	1	
13	21V-11166-00-00	PIPE, BREATHER 1	1	
14	90467-15012-00	CLIP, SCISSOR	1	
15	90467-15054-00	CLIP	1	



52G100-5100

Oiling system	Wet Sump
Capacity Dry	1800cc
Oil and Filter Change	1500cc
Oil Change Only	1500cc
Lubricant: Temp Above 5°C (40°F)	Yamalube 4* or SAE 20W40 SE or SF
Temp Below 15°C (60°F)	SAE 10W30 SE or SF
Drain Plug	M35. 4.3 m-kg

# CRANKCASE COVER 1

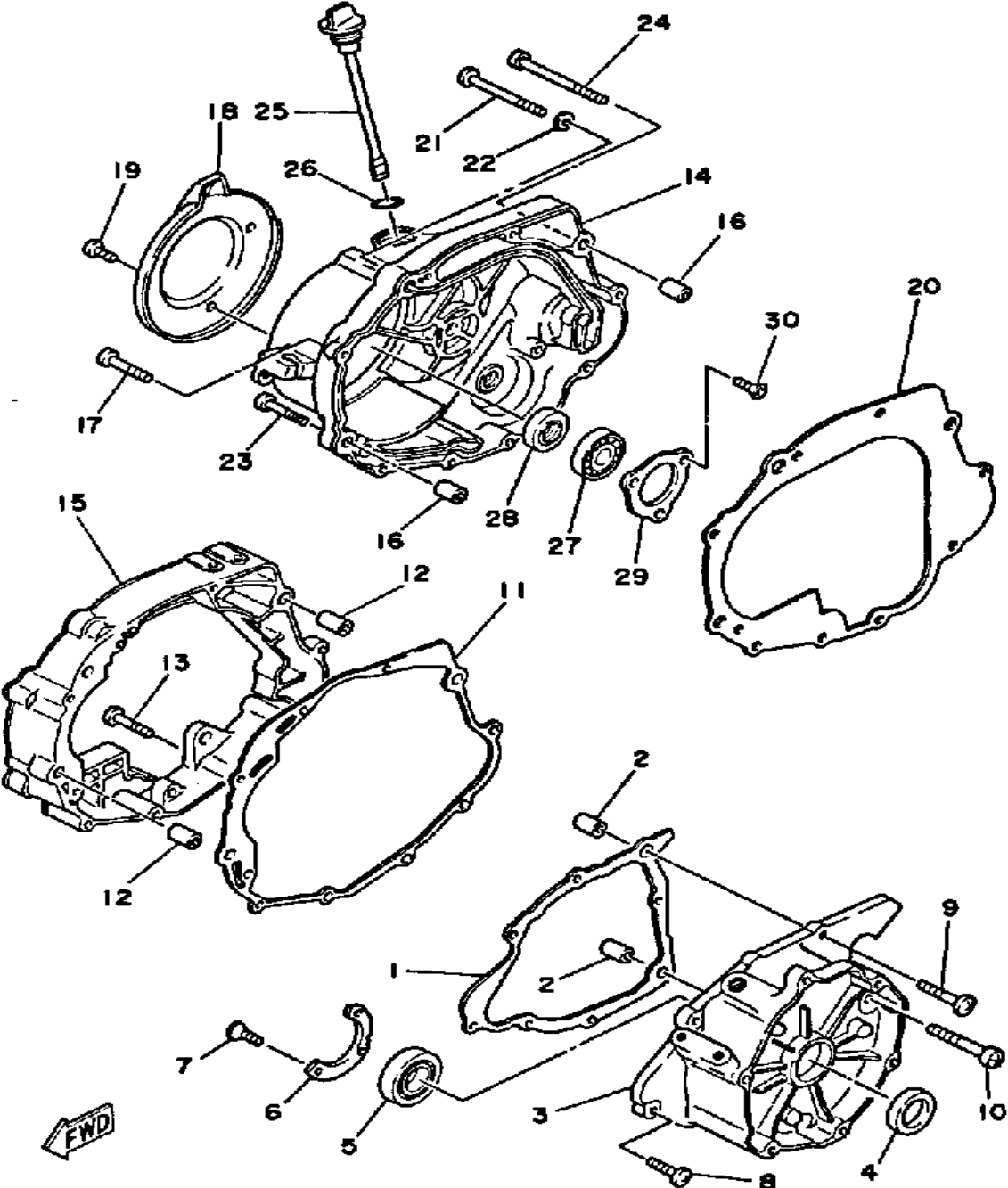


52G100-5110

Ref. No.	Part Number	Description	Qty	Remarks
1	4BD-15451-00-00	GASKET, CRCS COVERCOVER 1	1	
2	99510-12016-00	PIN, DOWEL	2	
3	52G-15787-00-00	ADAPTOR	1	
4	93103-28141-00	OIL SEAL	1	
5	93306-20547-00	BEARING	1	
6	21V-15719-00-00	WASHER, THRUST	1	
7	90151-05031-00	SCREW, COUNTERSUNK	3	
8	98506-06025-00	SCREW, PAN HEAD	5	
9	98506-06040-00	SCREW, PAN HEAD	2	
10	98506-06060-00	SCREW, PAN HEAD	1	
11	4BD-15462-00-00	GASKET, CRANKCASE COVER 3	1	
12	99510-12016-00	PIN, DOWEL	2	
13	98580-06040-00	SCREW, pan head (92501-06040-00)	3	
14	21V-15431-00-00	COVER, CRANKCASE 3	1	
15	21V-15317-00-00	SPACER, ENG MOUNT	1	
16	99510-12016-00	PIN, DOWEL	2	
17	98506-06040-00	SCREW, PAN HEAD	2	
18	21V-15499-00-00	PROTECTOR, COVER	1	
19	98906-06014-00	SCREW, BIND	3	
20	4BD-15463-00-00	GASKET, CARB CVR 2COVER 3	1	
21	98506-06070-00	SCREW, PAN HEAD	5	
22	90430-06014-00	GASKET	1	
23	98506-06040-00	SCREW, PAN HEAD	1	
24	98506-06080-00	SCREW, PAN HEAD	1	
25	1UY-15362-01-00	PLUG, OIL LEVEL	1	
26	93210-19123-00	O-RING	1	

CONTINUED ON NEXT FRAME ►

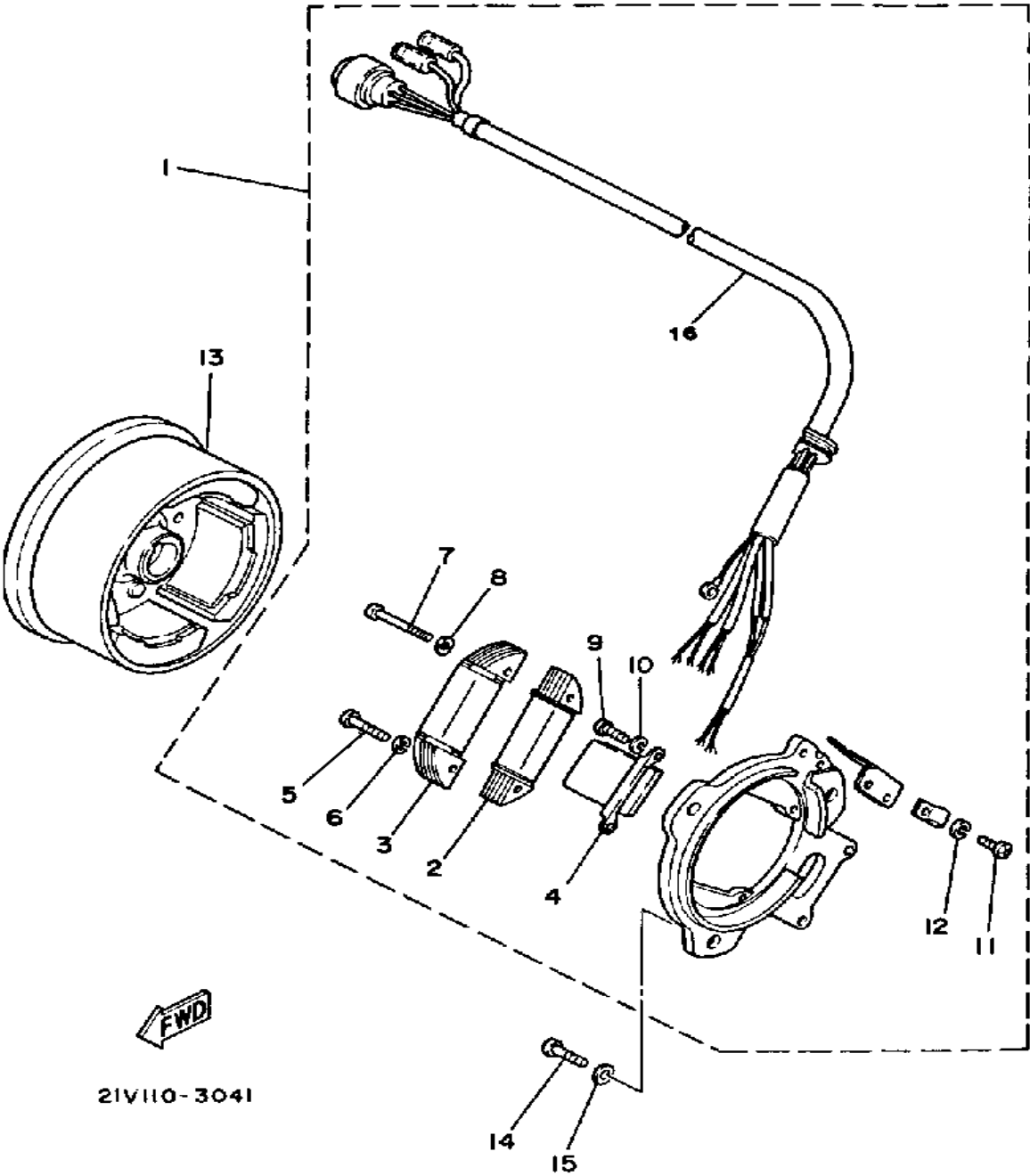
# CRANKCASE COVER 1



52G100-5110

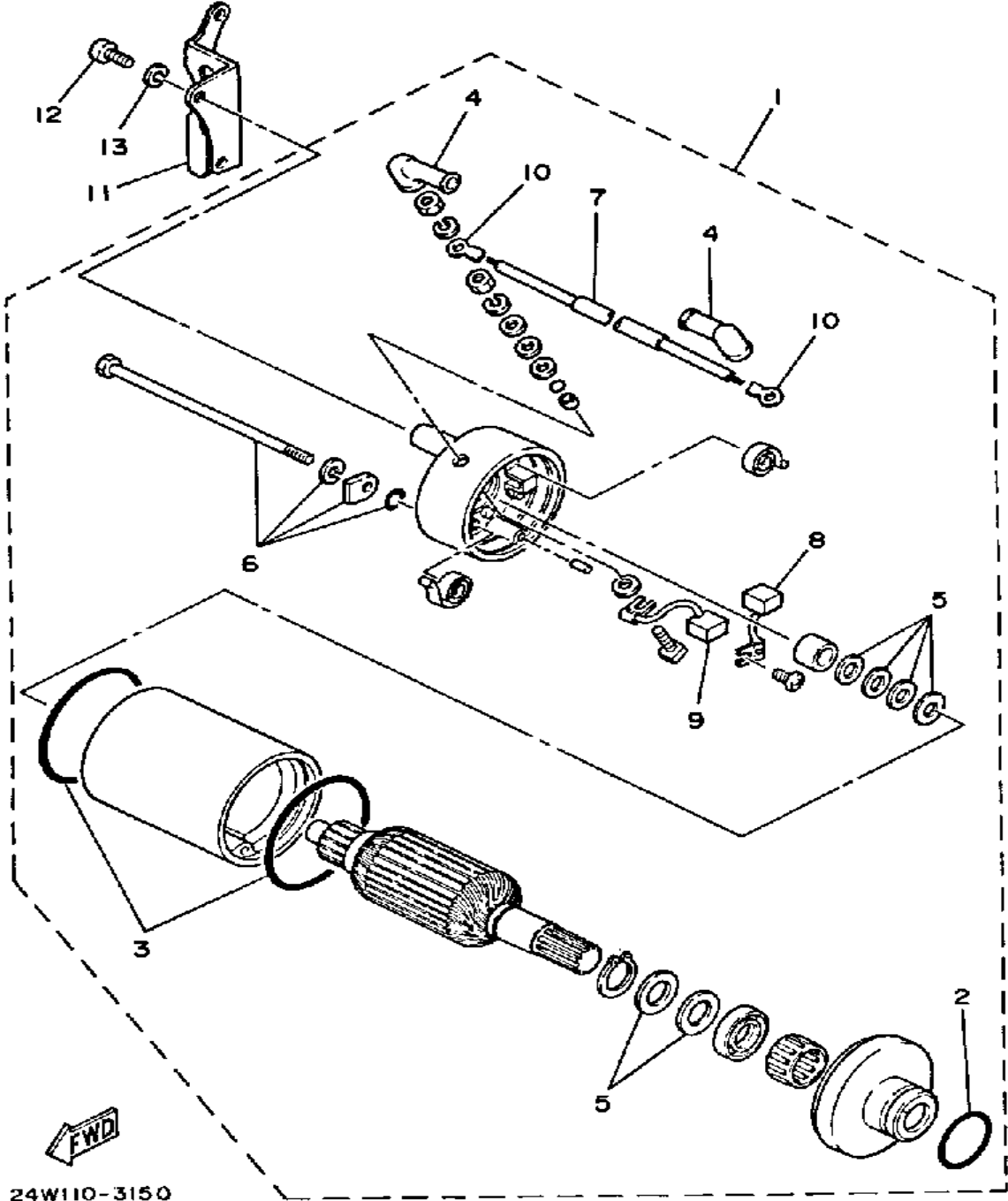
Ref. No.	Part Number	Description	Qty	Remarks
27	93306-20326-00	BEARING .....	1	
28	93101-17113-00	OIL SEAL .....	1	
29	21V-15381-00-00	PLATE, BEARING COVER ....	1	
30	90151-06025-00	SCREW, COUNTERSUNK ....	3	

# GENERATOR



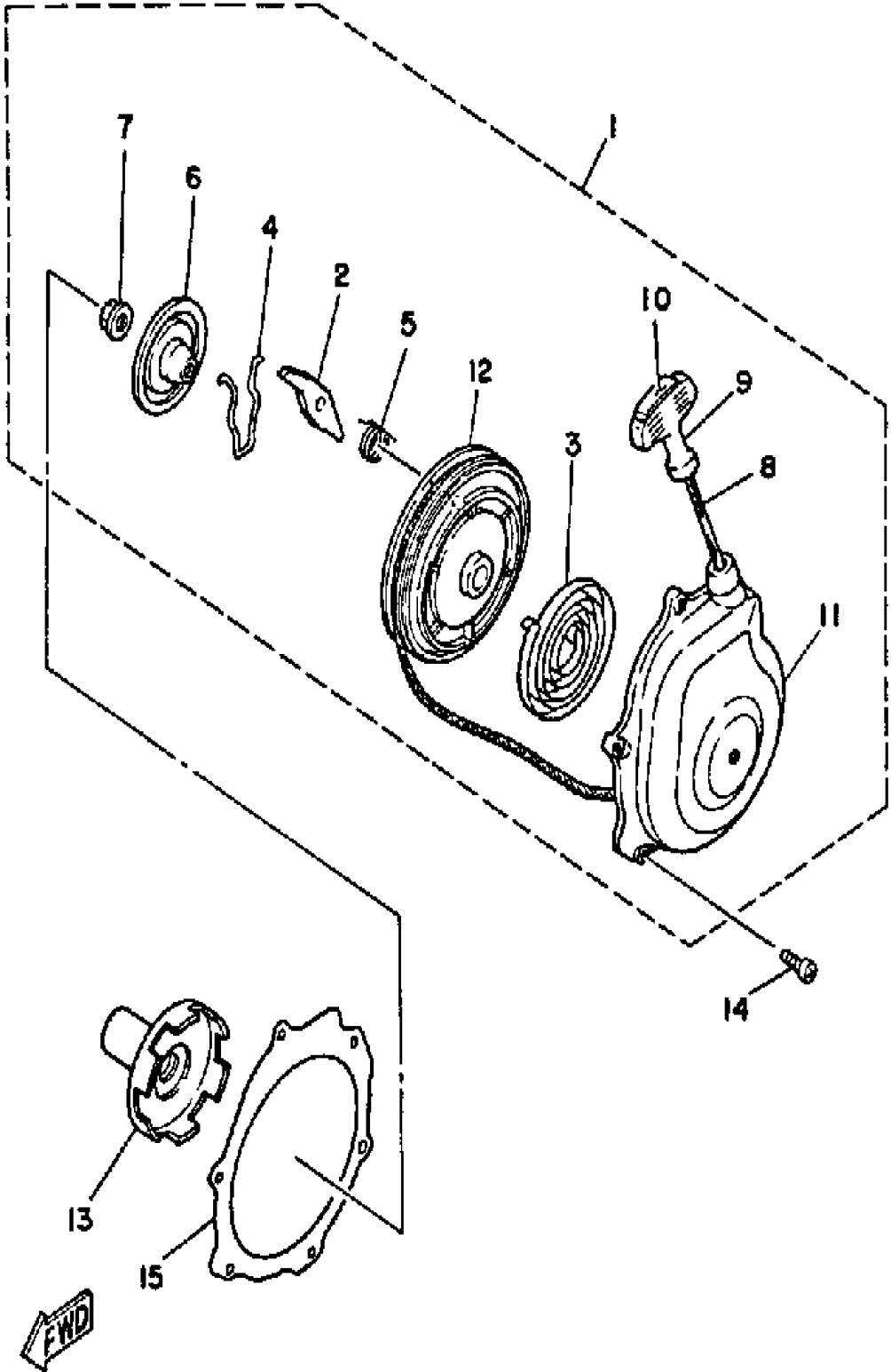
Ref. No.	Part Number	Description	Qty	Remarks
1	29U-85510-20-00	STATOR ASSEMBLY (24W-85510-20)	1	
2	21V-85512-20-00	. COIL SOURCE 2	1	
3	24W-85513-20-00	. COIL, LIGHTING 1	1	
4	21V-85580-20-00	. COIL, PULSER	1	
5	98506-04018-00	. SCREW, PAN HEAD	2	
6	92901-04100-00	. WASHER, SPRING	2	
7	619-81345-20-00	. SCREW, PAN HEAD (811-14125-0)	2	
8	92901-04100-00	. WASHER, SPRING	2	
9	98580-05010-00	. SCREW, PAN HEAD	2	
10	92990-05100-00	. WASHER, SPRING	2	
11	98580-04008-00	. SCREW, PAN HEAD	2	
12	92901-04100-00	. WASHER, SPRING	2	
13	24W-85550-20-00	ROTOR ASSEMBLY	1	
14	92503-06016-00	UNAVAILABLE IN PRICE BOOK (92502-06016)	3	
15	90201-061A5-00	WASHER, PLATE	3	
16	29U-85515-20-00	. LEAD WIRE ASSEMBLY	1	

# STARTING MOTOR



Ref. No.	Part Number	Description	Qty	Remarks
1	29U-81800-61-00	STARTING MOTOR ASSEMBLY (24W-81800-60)	1	
2	5H0-81847-01-00	. O-RING	1	
3	5H0-81844-00-00	. GASKET	2	
4	5H0-81871-00-00	. CAP	2	
5	5H0-81809-00-00	. WASHER KIT	1	
6	5H0-81826-00-00	. BOLT	1	
7	(24W-81815-00-00)	WIRE, STARTER	1	
8	5H0-81811-00-00	. BRUSH 1	1	
9	5H0-81812-00-00	. BRUSH 2	1	
10	5H0-81818-00-00	. TERMINAL SET	1	
11	24W-81823-00-00	STAY, STARTING MTR	1	
12	98506-06016-00	SCREW, PANHEAD	2	
13	92906-06100-00	WASHER, SPRING	2	

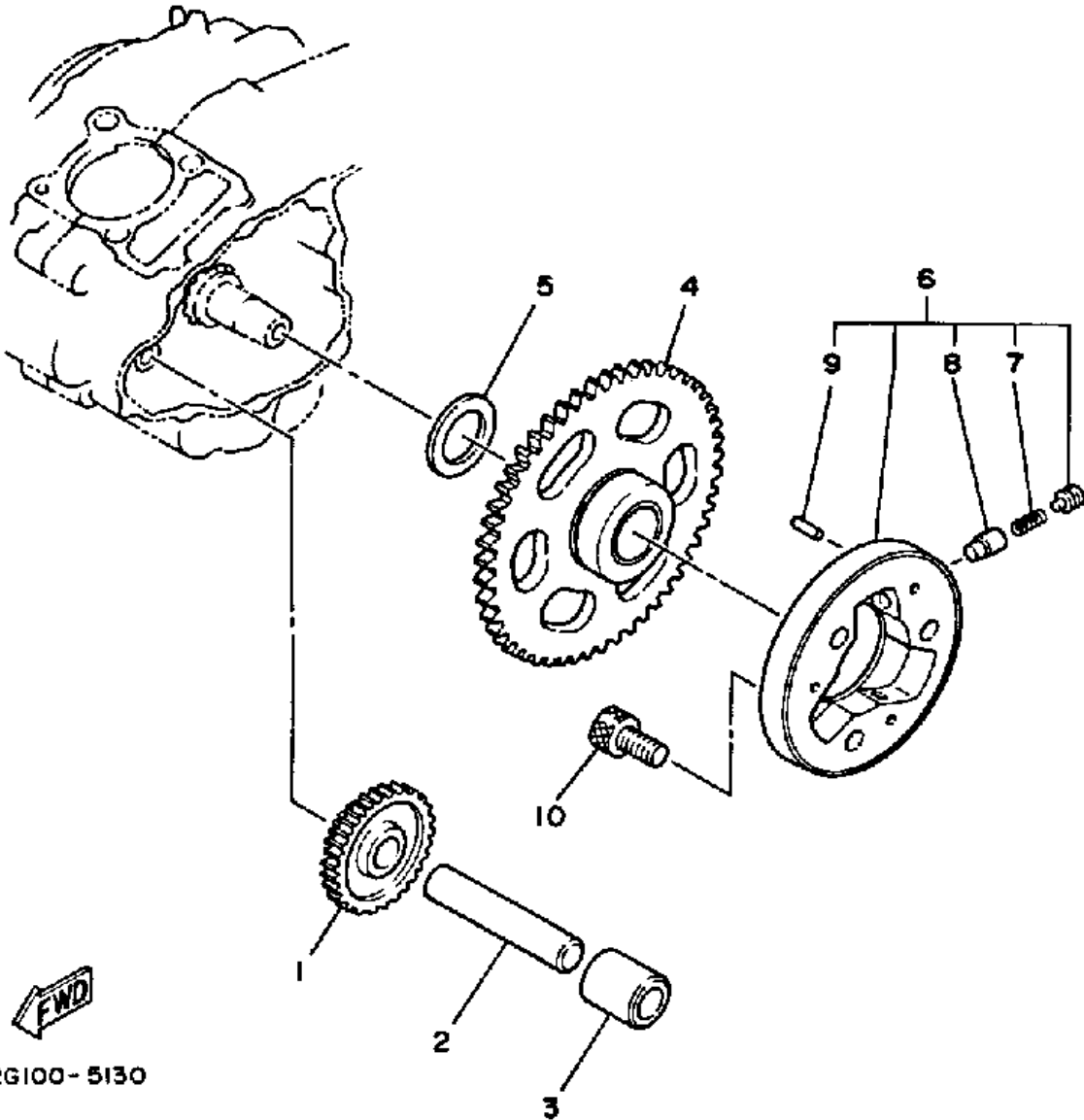
# STARTER



Ref. No.	Part Number	Description	Qty	Remarks
1	24W-15710-00-00	STARTER ASSEMBLY	1	
2	21V-15741-00-00	. PAWL, DRIVE	1	
3	21V-15713-00-00	. SPRING, STARTER	1	
4	21V-15715-00-00	. SPRING, FRICTION	1	
5	21V-15767-00-00	. SPRING	1	
6	21V-15716-00-00	. PLATE, DRIVE	1	
7	95701-06500-00	. NUT, FLANGE	1	
8	5V6-15751-00-XX	. WIRE, STARTER	1	
9	3X3-15755-00-00	. HANDLE, STARTER	1	
10	21V-15779-00-00	. COVER	1	
11	24W-15711-00-00	. CASE, STARTER	1	
12	24W-15714-00-00	. DRUM, SHEAVE	1	
13	21V-15723-00-00	PULLEY, STARTER	1	
14	98516-06020-00	SCREW, PAN HEAD	6	
15	21V-15699-00-00	GASKET	1	

52G100-5120

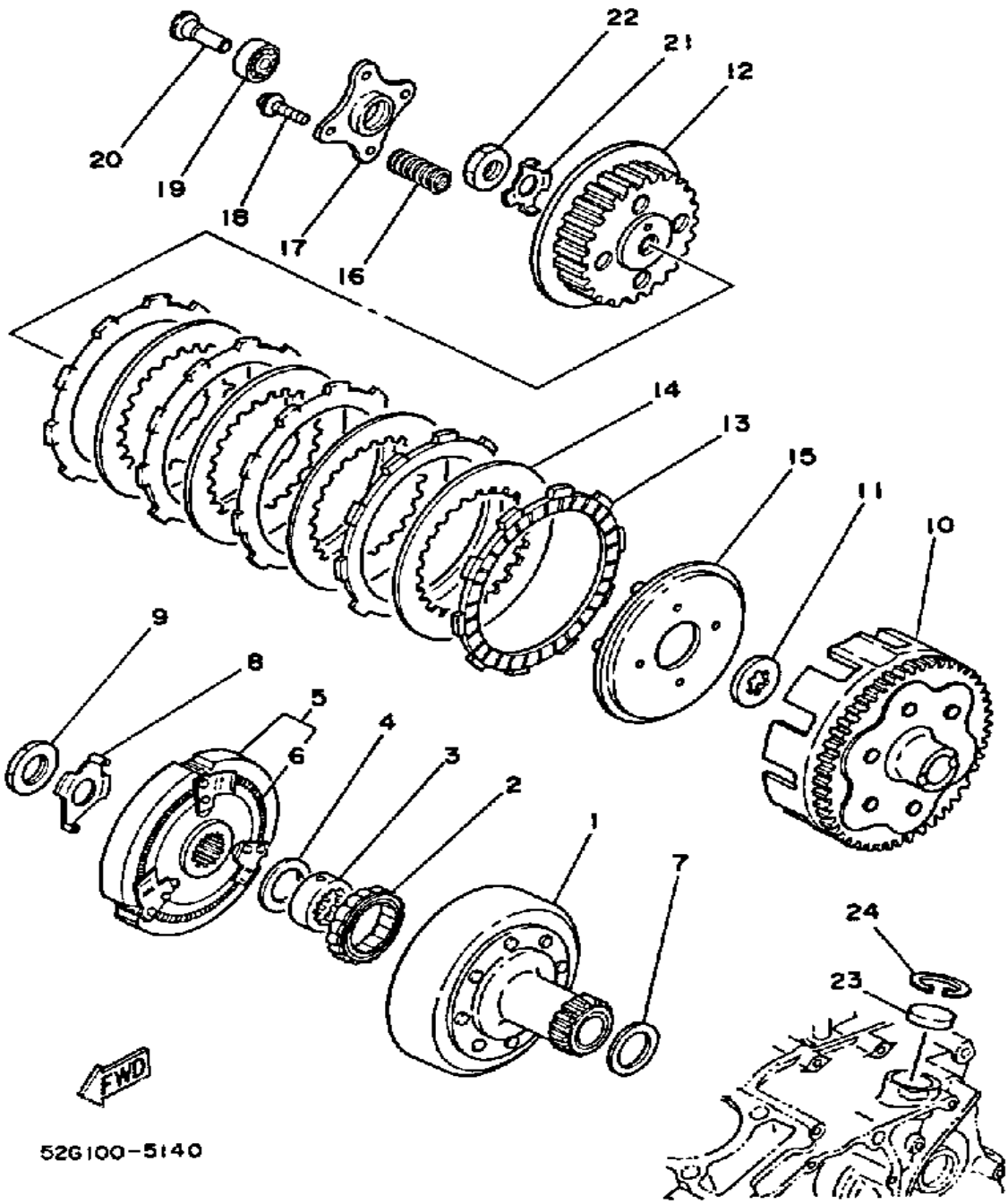
# STARTER CLUTCH



52G100-5130

Ref. No.	Part Number	Description	Qty	Remarks
1	2HT-15512-00-00	GEAR, IDLER 1 .....	1	
2	24W-15521-00-00	SHAFT 1 .....	1	
3	90387-125H3-00	COLLAR .....	1	
4	5H0-15517-00-00	GEAR, IDLER 2 (56T) .....	1	
5	4A0-17216-00-F6	UNAVAILABLE IN PRICE BOOK (90201-25290) .....	1	
6	4H7-15580-10-00	STARTER CLUTCH OUTER ASSEMBLY .....	1	
7	90501-04596-00	. SPRING, COMPRESSION .....	3	
8	341-15583-05-00	. CAP, STR CLUTCH SPR -CLUTCH SPRING .....	3	
9	93615-12088-00	. PIN, DOWEL .....	3	
10	91316-08016-00	BOLT, SOCKET HEAD .....	3	

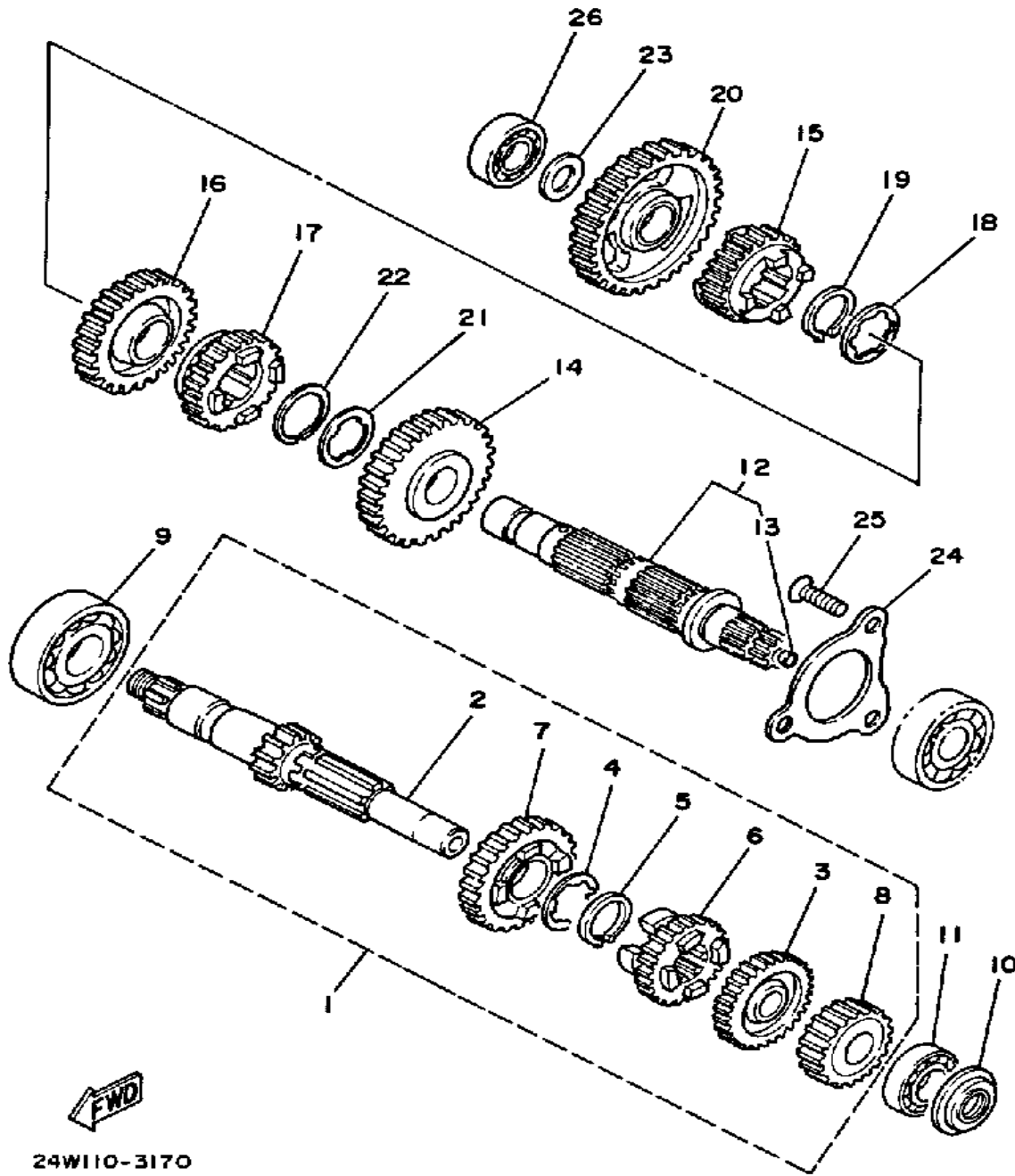
# CLUTCH



Ref. No.	Part Number	Description	Qty	Remarks
1	3GC-16611-00-00	CLUTCH HOUSING COMP. ....	1	
2	21V-16664-00-00	BEARING, ONE WAY .....	1	
3	21V-16665-01-00	RETAINER, BEARING .....	1	
4	90201-403G7-00	WASHER, PLATE .....	1	
5	99999-01949-00	CLUTCH CARRIER ASSEMBLY	1	
6	21V-16626-00-00	. SPRING, CLUTCH WT 1 .....	2	
7	90201-266F6-00	WASHER, PLATE .....	1	
8	90215-22206-00	WASHER, LOCK .....	1	
9	90170-22371-00	NUT .....	1	
10	2HT-16150-00-00	PRIMARY DRIVEN GEAR COMP. ....	1	
11	5H0-16154-00-00	PLATE, THRUST 1 .....	1	
12	21V-16371-01-00	BOSS, CLUTCH .....	1	
13	21V-16321-00-00	PLATE, FRICTION .....	5	
14	257-16324-00-00	PLATE, CLUTCH 1 .....	4	
15	21V-16351-00-00	PLATE, PRESSURE 1 .....	1	
16	90501-23700-00	SPRING, COMPRESSION .....	4	
17	21V-16352-00-00	PLATE, PRESSURE 2 .....	1	
18	90159-05011-00	SCREW, WITH WASHER .....	4	
19	93306-00004-00	BEARING .....	1	
20	1YW-16358-00-00	PLATE, PUSH .....	1	
21	90215-14224-00	WASHER, LOCK .....	1	
22	90170-14284-00	NUT .....	1	
23	90338-26136-00	PLUG .....	1	
24	93420-28055-00	CIRCLIP .....	1	

526100-5140

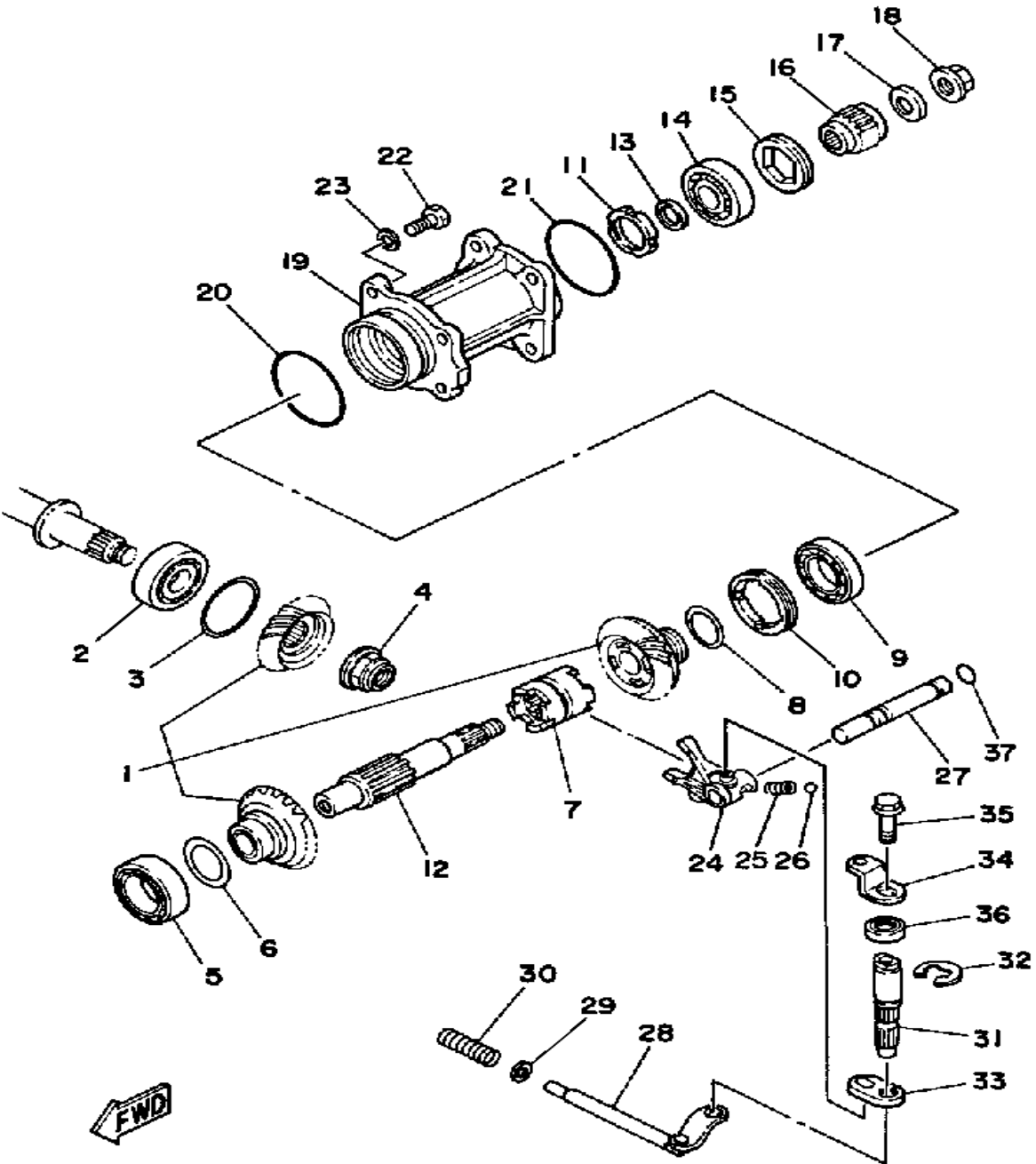
# TRANSMISSION



24W110-3170

Ref. No.	Part Number	Description	Qty	Remarks
1	24W-17410-10-00	MAIN AXLE	1	
2	24W-17401-00-00	. MAIN AXLE ASSEMBLY	1	
3	15A-17151-00-00	. GEAR, 5TH PINION	1	
4	90209-16209-00	. WASHER, SPEC'L SHAP	1	
5	93410-20038-00	. CIRCLIP	1	
6	24W-17131-00-00	. GEAR, 3RD PINION	1	
7	24W-17141-00-00	. GEAR, 4TH PINION	1	
8	24W-17121-00-00	. GEAR, 2ND PINION	1	
9	93306-20421-00	BEARING	1	
10	93101-15101-00	OIL SEAL	1	
11	93306-20211-00	BEARING (6202SH2-C3)	1	
12	24W-17402-00-00	DRIVE AXLE ASSEMBLY	1	
13	90331-07041-00	. PLUG, TIGHT	1	
14	24W-17221-10-00	GEAR, 2ND WHEEL	1	
15	1EV-17251-00-00	GEAR, 5TH WHEEL (23T)	1	
16	24W-17231-00-00	GEAR, 3RD WHEEL	1	
17	24W-17241-00-00	GEAR, 4TH WHEEL (26T)	1	
18	90209-18208-00	WASHER	1	
19	93410-22039-00	CIRCLIP	1	
20	24W-17211-00-00	GEAR, 1ST WHEEL	1	
21	90209-23233-00	WASHER, SPEC'L SHAP	1	
22	93440-26121-00	CIRCLIP, OUTER	1	
23	90201-154E8-00	WASHER, PLATE (1.0T)	1	
24	24W-17558-00-00	PLATE, BEARING	1	
25	90149-08152-00	SCREW	3	
26	93306-20211-00	BEARING (6202SH2-C3)	1	

# MIDDLE DRIVE GEAR

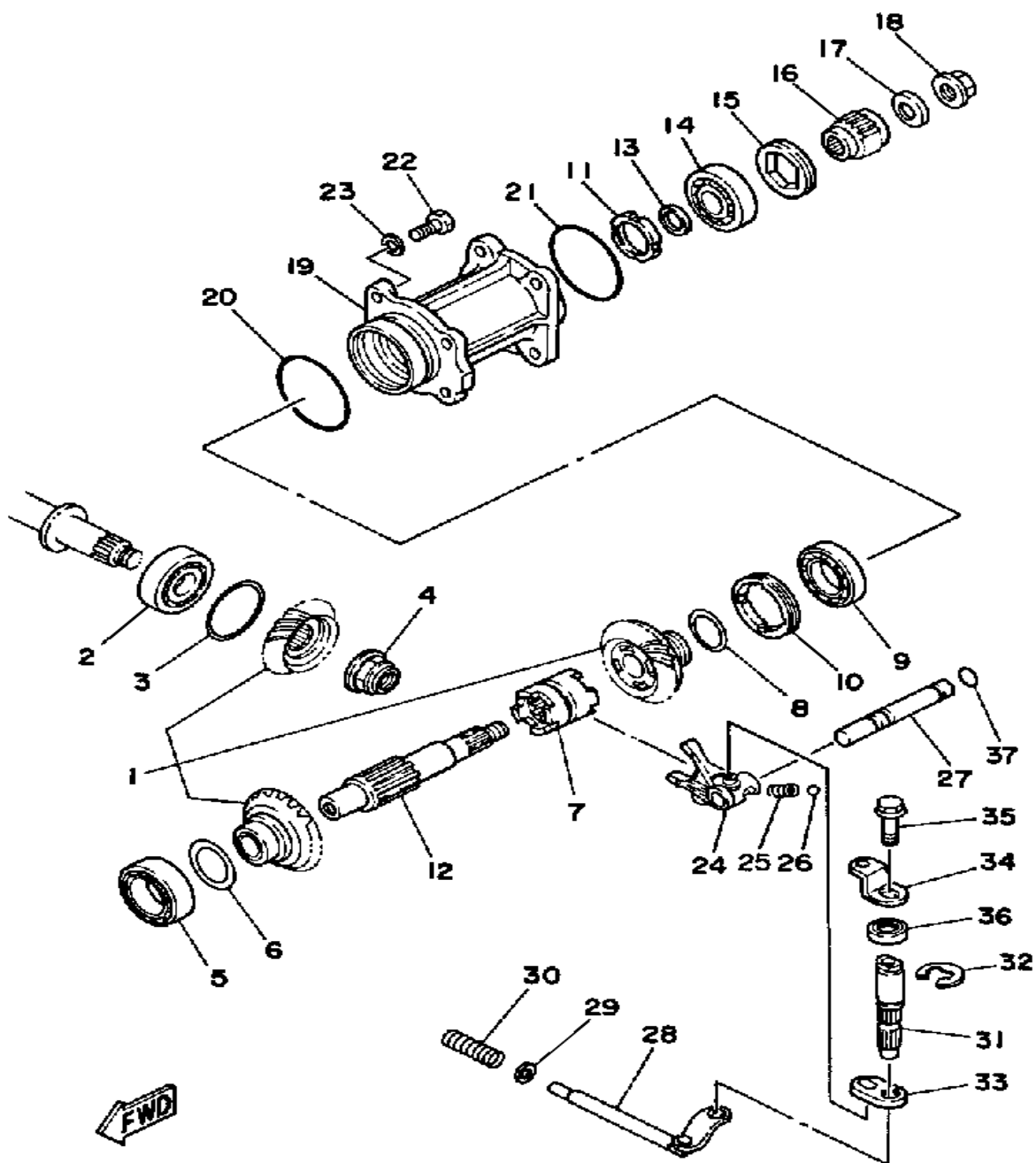


52G100-5160

Ref. No.	Part Number	Description	Qty	Remarks
1	52G-W1751-00-00	MIDDLE GEAR .....	1	
2	93306-30432-00	BEARING (B6304) .....	1	
3	24W-17537-30-00	SHIM, THRUST (0.2T) .....	1	U.R.
	24W-17537-40-00	SHIM, THRUST (0.3T) .....	1	U.R.
	24W-17537-50-00	SHIM, THRUST (0.4T) .....	1	U.R.
4	90179-16417-00	NUT, SPEC'L SHAPE .....	1	
5	93306-00612-00	BEARING .....	1	
6	52G-17531-00-20	SHIM, PINION .....	1	U.R.
	52G-17531-00-30	SHIM, PINION .....	1	U.R.
	52G-17531-00-40	SHIM, PINION .....	1	U.R.
7	52G-17285-00-00	CLUTCH, DOG .....	1	
8	52G-17967-00-20	SHIM, (0.2T) .....	1	U.R.
	52G-17967-00-30	SHIM, (0.3T) .....	1	U.R.
	52G-17967-00-40	SHIM, (0.4T) .....	1	U.R.
9	93306-07801-00	BEARING .....	1	
10	90179-55464-00	NUT .....	1	
11	90179-28465-00	NUT .....	1	
12	52G-17553-00-00	SHAFT, MDL DRIVEN .....	1	
13	52G-17968-00-10	SHIM, (1.0T) .....	1	U.R.
	52G-17968-00-12	SHIM, (1.2T) .....	1	U.R.
	52G-17968-00-14	SHIM, (1.4T) .....	1	U.R.
	52G-17968-00-16	SHIM, (1.6T) .....	1	U.R.
	52G-17968-00-18	SHIM, (1.8T) .....	1	U.R.
14	93399-99917-00	BEARING .....	1	
15	90179-50467-00	NUT .....	1	
16	52G-17584-00-00	COUPLING, GEAR .....	1	
17	90201-125F7-00	WASHER, PLATE .....	1	
18	90179-12421-00	NUT, SPEC'L SHAPE .....	1	
19	52G-17551-00-00	HOUSING, BEARING .....	1	

CONTINUED ON NEXT FRAME ➤

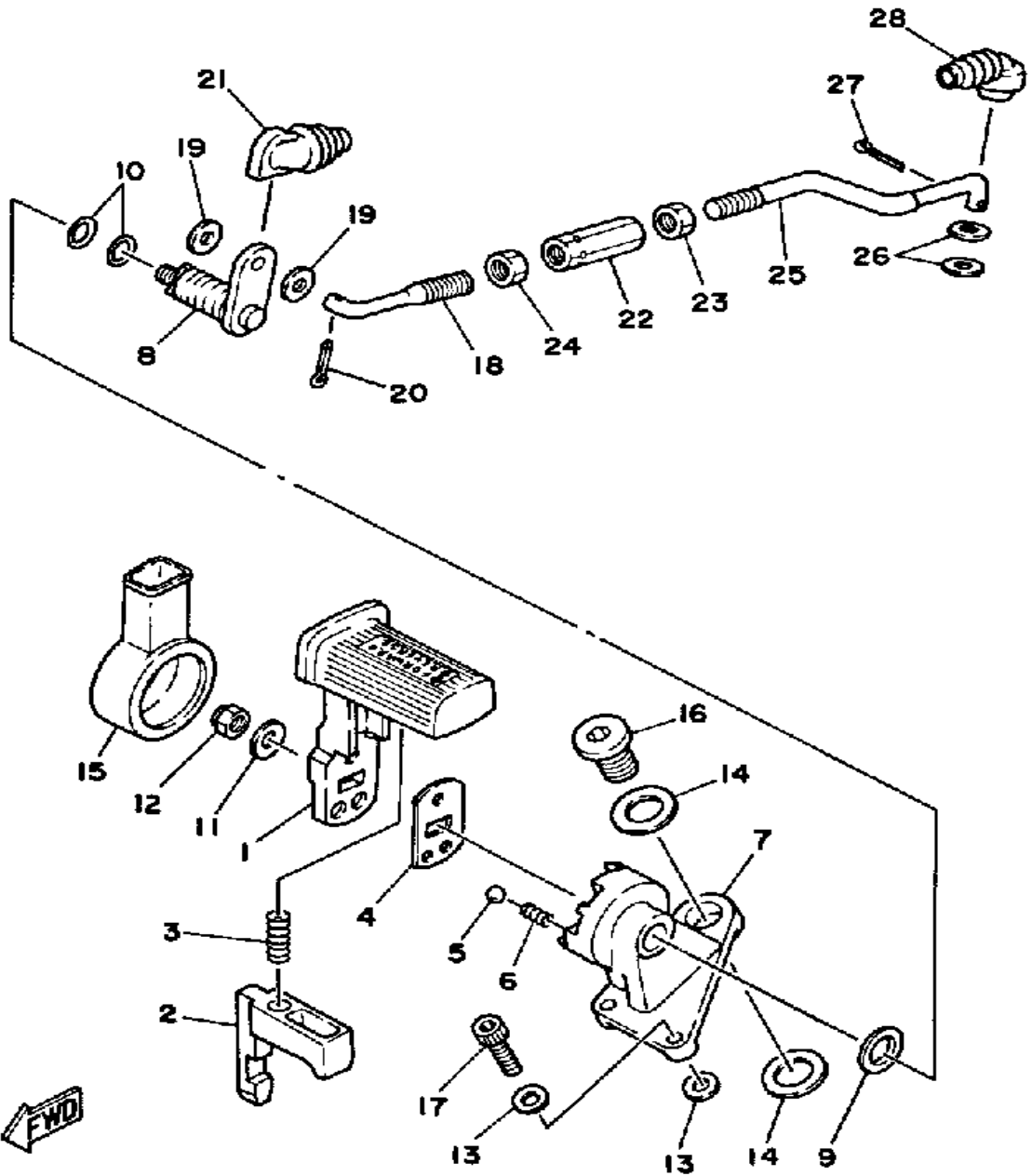
# MIDDLE DRIVE GEAR



52G100-5160

Ref. No.	Part Number	Description	Qty	Remarks
20	93210-56589-00	O-RING .....	1	
21	93210-59531-00	O-RING .....	1	
22	97013-08025-00	BOLT .....	4	
23	92901-08600-00	WASHER .....	4	
24	52G-18514-02-00	FORK, SHIFT 4 .....	1	
25	90501-101A5-00	SPRING, COMPRESSION .....	1	
26	93501-04011-00	BALL .....	1	
27	52G-18534-00-00	BAR, SHIFT FORK GUIDE .....	1	
28	52G-1812A-00-00	STOPPER SHAFT ASSEMBLY ..	1	
29	90201-10119-00	WASHER, PLATE .....	1	
30	90501-151A4-00	SPRING, COMPRESSION .....	1	
31	52G-18197-00-00	SHAFT .....	1	
32	99009-14400-00	CIRCLIP .....	1	
33	52G-18451-00-00	LEVER, SHIFT .....	1	
34	52G-18198-00-00	LEVER .....	1	
35	95816-06016-00	BOLT, FLANGE .....	1	
36	93102-14209-00	OIL SEAL .....	1	
37	93210-09350-00	O-RING .....	1	

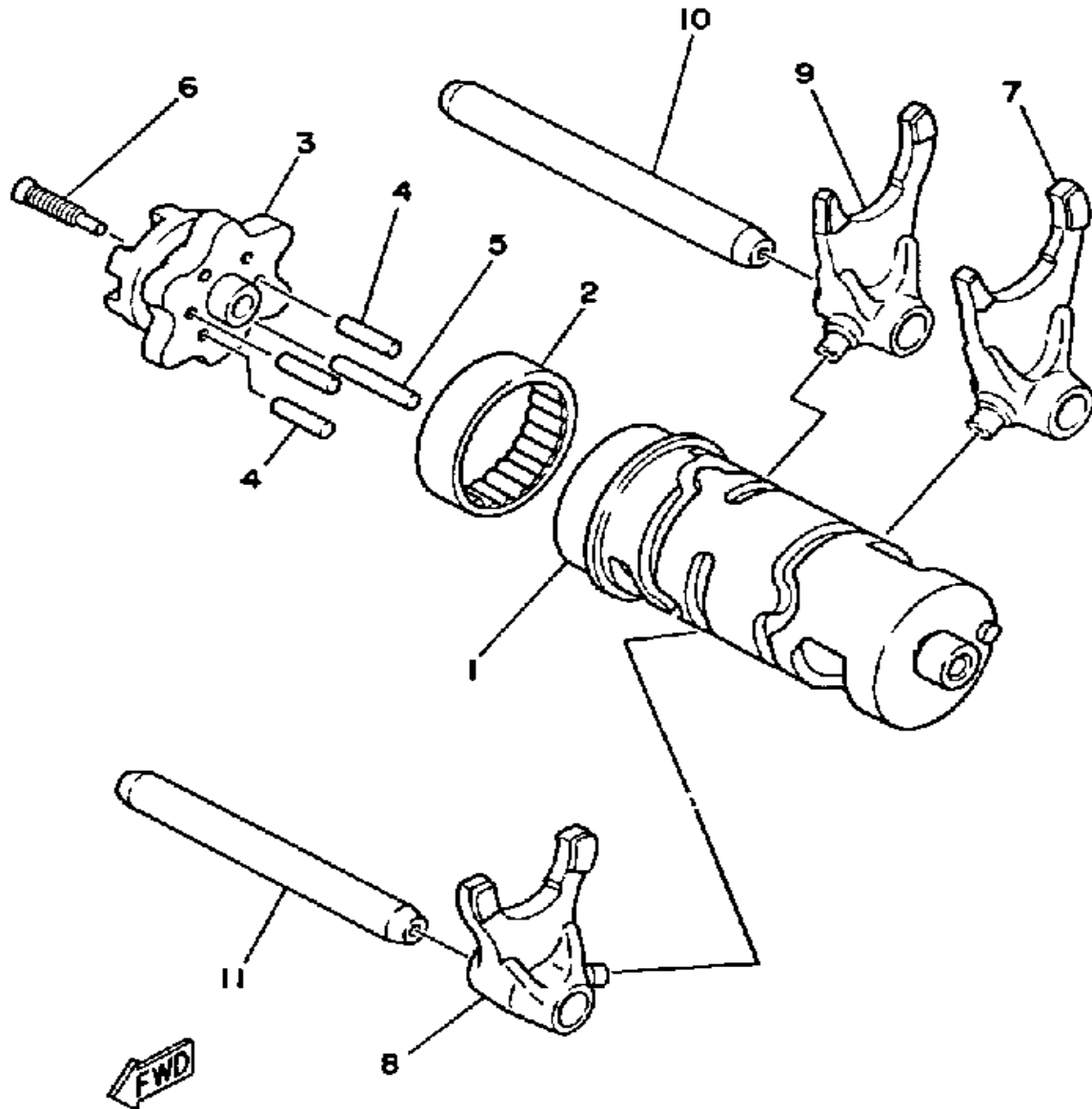
# DRIVE SELECTOR



52G100-5170

Ref. No.	Part Number	Description	Qty	Remarks
1	52G-18150-00-00	SHIFT LEVER ASSEMBLY	1	
2	52G-18174-00-00	KNOB, SHIFT LEVER	1	
3	90501-101A7-00	SPRING, COMPRESSION	1	
4	52G-18561-00-00	PLATE, SIDE 1	1	
5	93509-32012-00	BALL	1	
6	90501-103A1-00	SPRING, COMPRESSION	1	
7	52G-18153-00-00	GDE, SHIFT RTRN SPR	1	
8	52G-18341-00-00	SHAFT, RINK	1	
9	90201-144J2-00	WASHER, PLATE	1	
10	93210-10096-00	O-RING	2	
11	90201-064J1-00	WASHER, PLATE	1	
12	(95612-06100-00)	NUT, U	1	
13	90201-063J3-00	WASHER, PLATE	4	
14	90201-143J4-00	WASHER, PLATE	2	
15	52G-18433-00-00	COVER, SHIFT SPRING	1	
16	90340-14107-00	PLUG, STRAIGHT SCREW	1	
17	91316-06020-00	BOLT, SOCKET HEAD	2	
18	52G-18117-00-00	JOINT, ROD 2	1	
19	92990-06200-00	WASHER	2	
20	91490-20020-00	PIN, COTTER	1	
21	5R2-18154-00-00	COVER, DUST	1	
22	52G-18187-00-00	NUT, ADJUST	1	
23	95336-08600-00	NUT	1	
24	90170-08261-00	NUT	1	
25	52G-18116-00-00	JOINT, ROD 1	1	
26	92990-06200-00	WASHER	2	
27	91490-20020-00	PIN, COTTER	1	
28	10W-18154-00-00	COVER, DUST	1	
29	52G-18113-00-00	COVER, SHIFT PEDAL	1	

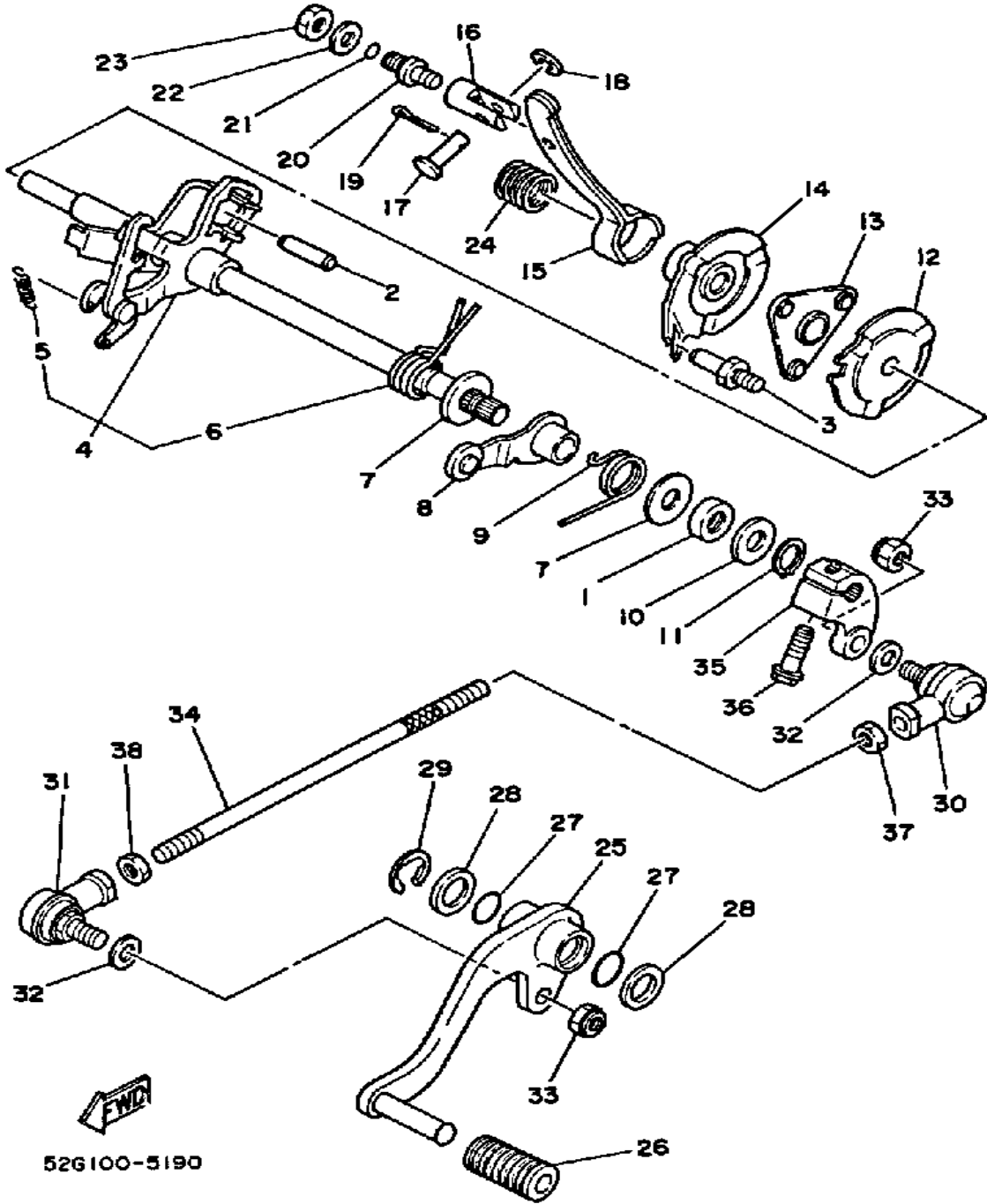
# SHIFT CAM-FORK



Ref. No.	Part Number	Description	Qty	Remarks
1	52G-18540-01-00	SHIFT CAM ASSEMBLY	1	
2	93315-23612-00	BEARING	1	
3	5H0-18185-01-00	SEGMENT	1	
4	93604-16092-00	PIN, DOWEL	4	
5	93604-20156-00	PIN, DOWEL	1	
6	90151-06013-00	SCREW, COUNTERSUNK	1	
7	5N0-18513-00-00	FORK, SHIFT 3	1	
8	5H0-18511-00-00	FORK, SHIFT 1	1	
9	5H0-18512-00-00	FORK, SHIFT 2	1	
10	5H0-18531-00-00	BAR, SHIF FRK GDE 1	1	
11	3Y1-18535-00-00	BAR, SHIF FRK GDE 2	1	

52G100-5180

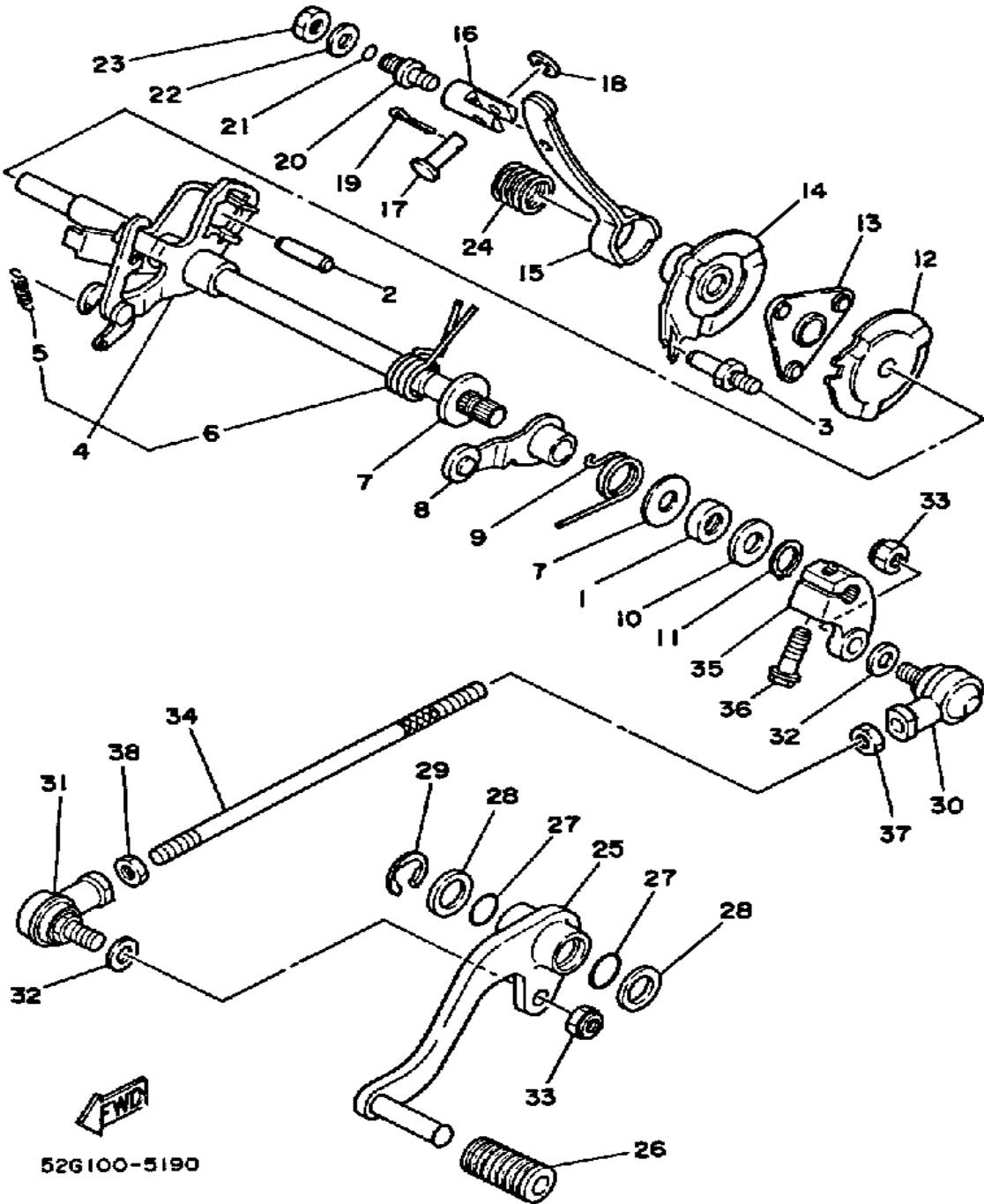
# SHIFT SHAFT



Ref. No.	Part Number	Description	Qty	Remarks
1	93102-12321-00	OIL SEAL, SD-TYPE	1	
2	93608-30152-00	PIN, DOWEL	1	
3	21V-18177-00-00	BOLT, STOPPER	1	
4	21V-18120-00-00	. SHIFT LEVER ASSEMBLY	1	
	21V-W1813-00-00	. SHIFT SHAFT COMP.	1	
	99999-01441-00	SHIFT SHAFT ASSEMBLY 1 (21V-18101-01)	1	
5	90506-08227-00	. SPRING, TENSION	1	
6	90508-29570-00	. SPRING, TORSION	1	
7	90201-12588-00	WASHER, PLATE	2	
8	4G0-18140-00-00	STOPPER LEVER ASSEMBLY	1	
9	90508-26539-00	SPRING, TORSION	1	
10	90201-12575-00	WASHER, PLATE	1	
11	99009-12400-00	CIRCLIP	1	
12	24W-18179-00-00	GUIDE	1	
13	21V-18181-00-00	HOLDER, PAWL	1	
14	29U-18104-00-00	SHIFT, GUIDE	1	
15	2HT-1817A-00-00	ARM, SHIFT 3	1	
16	21V-18126-00-00	PIN, LEVER	1	
17	21V-18118-00-00	PIN, JOINT	1	
18	92901-08600-00	WASHER	1	
19	91490-16020-00	PIN, COTTER	1	
20	21V-18127-00-00	STOPPER, SCREW	1	
21	93210-07590-00	O-RING	1	
22	90201-08649-00	WASHER, PLATE	1	
23	95316-08700-00	NUT (2GV)	1	
24	90501-16768-00	SPRING, COMPRESSION	1	
25	21V-18111-10-00	PEDAL, SHIFT	1	
26	132-18113-01-00	COVER, SHIFT PEDAL	1	

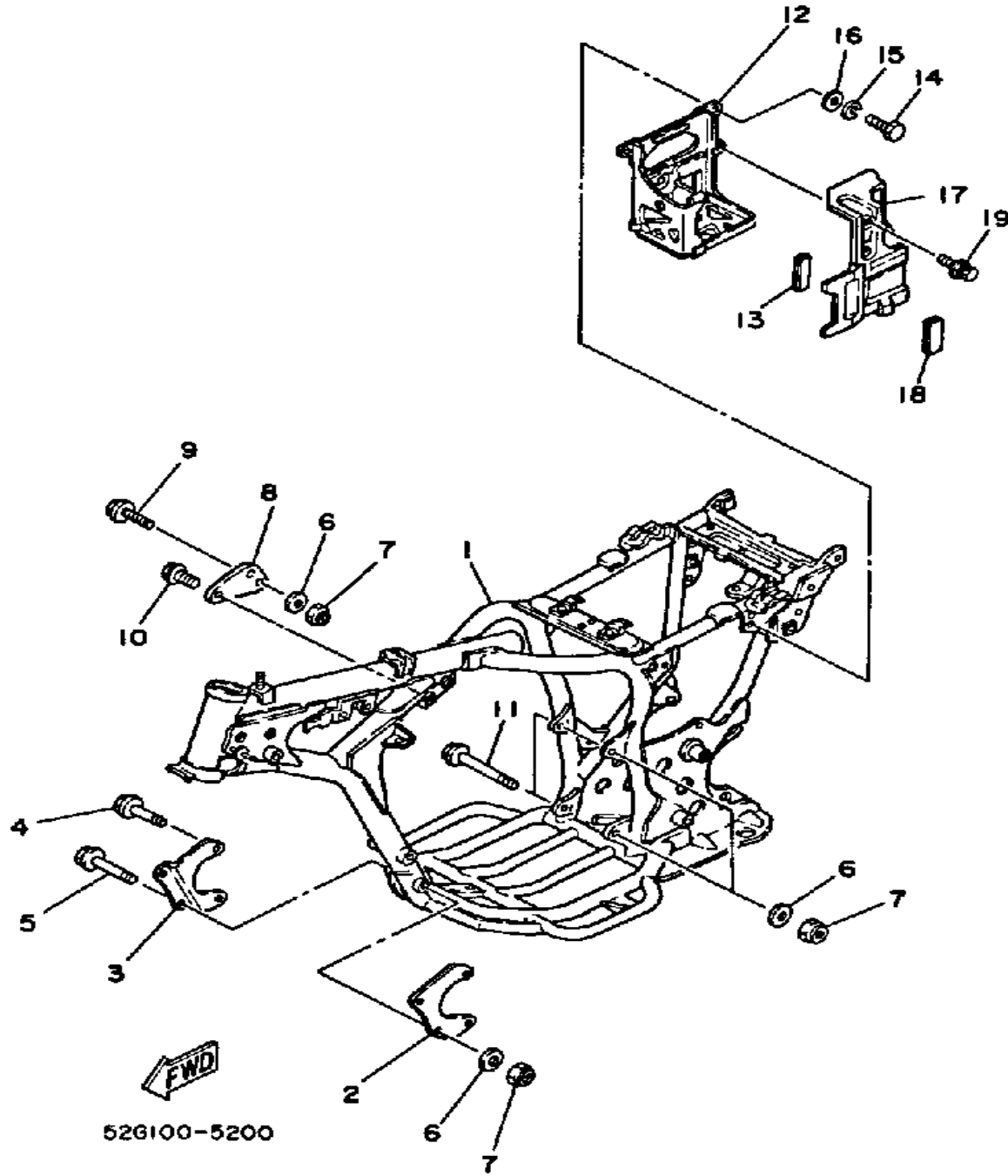
CONTINUED ON NEXT FRAME ►

# SHIFT SHAFT



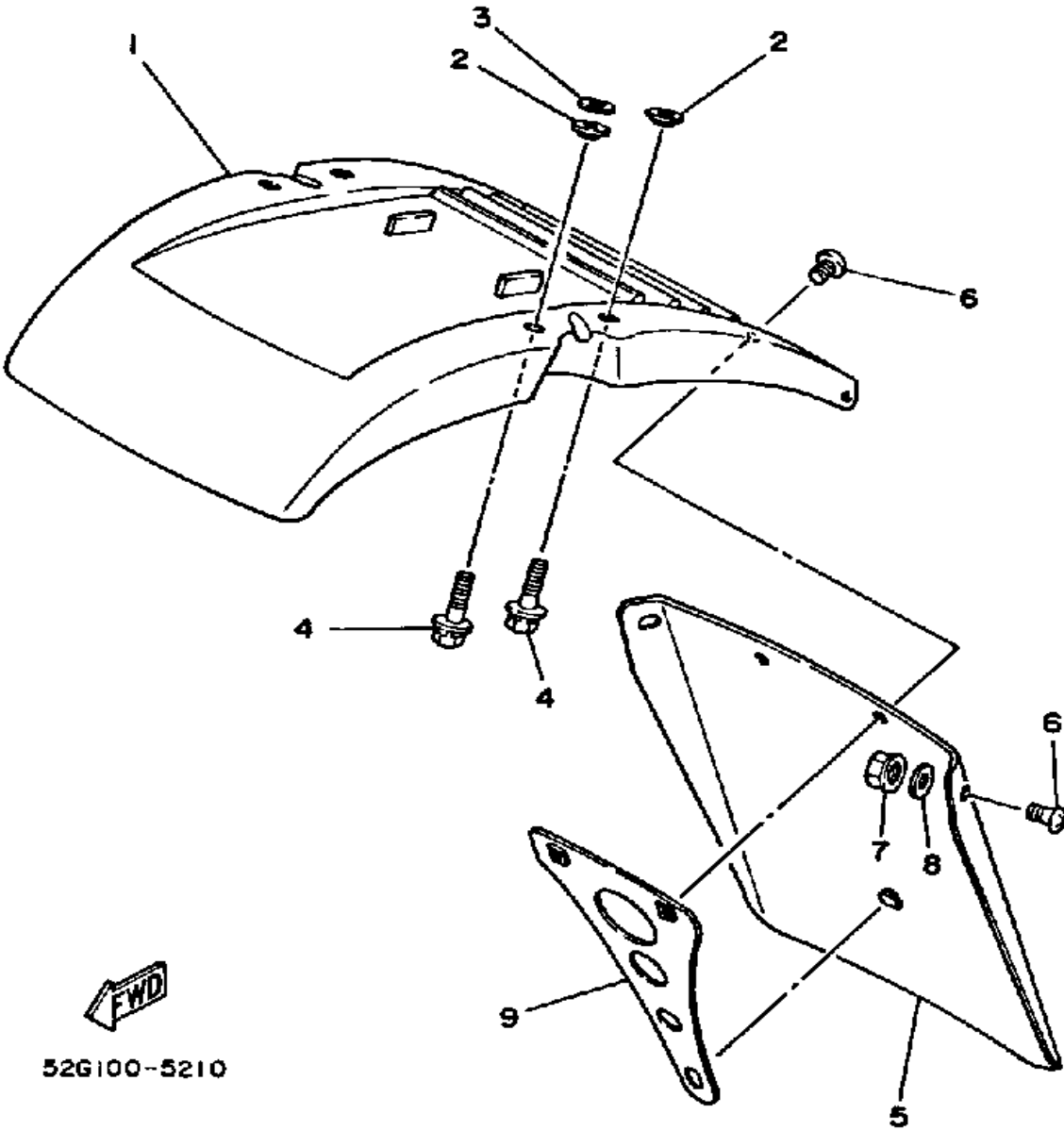
Ref. No.	Part Number	Description	Qty	Remarks
27	93210-15566-00	O-RING	2	
28	90201-15797-00	WASHER, PLATE	2	
29	93430-12008-00	CIRCLIP	1	
30	21V-18156-00-00	BALL, L R	1	
31	21V-18157-00-00	BALL, L L	1	
32	90201-081A6-00	WASHER, PLATE	2	
33	95616-08100-00	NUT, U	2	
34	21V-18115-00-00	ROD, SHIFT	1	
35	5V6-18116-00-00	JOINT, ROD 1	1	
36	95811-06025-00	BOLT, FLANGE	1	
37	95316-08700-00	NUT (2GV)	1	
38	90170-08261-00	NUT	1	

# FRAME



Ref. No.	Part Number	Description	Qty	Remarks
1	(24W-21110-01-33)	FRAME .....	1	YAMAHA BLACK
2	24W-21316-00-00	STAY, ENGINE 3 .....	1	
3	24W-21317-00-00	STAY, ENGINE 4 .....	1	
4	95811-08065-00	BOLT, FLANGE .....	2	
5	95811-08075-00	BOLT, FLANGE .....	2	
6	90201-094G1-00	WASHER, PLATE .....	7	
7	90185-08089-00	NUT, SELF-LOCKING .....	7	
8	24W-21315-00-00	STAY, ENGINE 2 .....	1	
9	95811-08050-00	BOLT, FLANGE (95812-08050) .	1	
10	95811-08016-00	BOLT, FLANGE .....	2	
11	95811-08105-00	BOLT, FLANGE (95812-08105) .	2	
12	24W-21170-00-00	BOX .....	1	
13	3FC-2139R-00-00	COVER 2 .....	1	
14	97011-06016-00	BOLT .....	3	
15	92995-06100-00	WASHER, SPRING .....	3	
16	90201-061A5-00	WASHER, PLATE .....	3	
17	24W-21245-00-00	BOX .....	1	
18	3FC-2139R-00-00	COVER 2 .....	2	
19	90119-06056-00	BOLT, WITH WASHER .....	1	

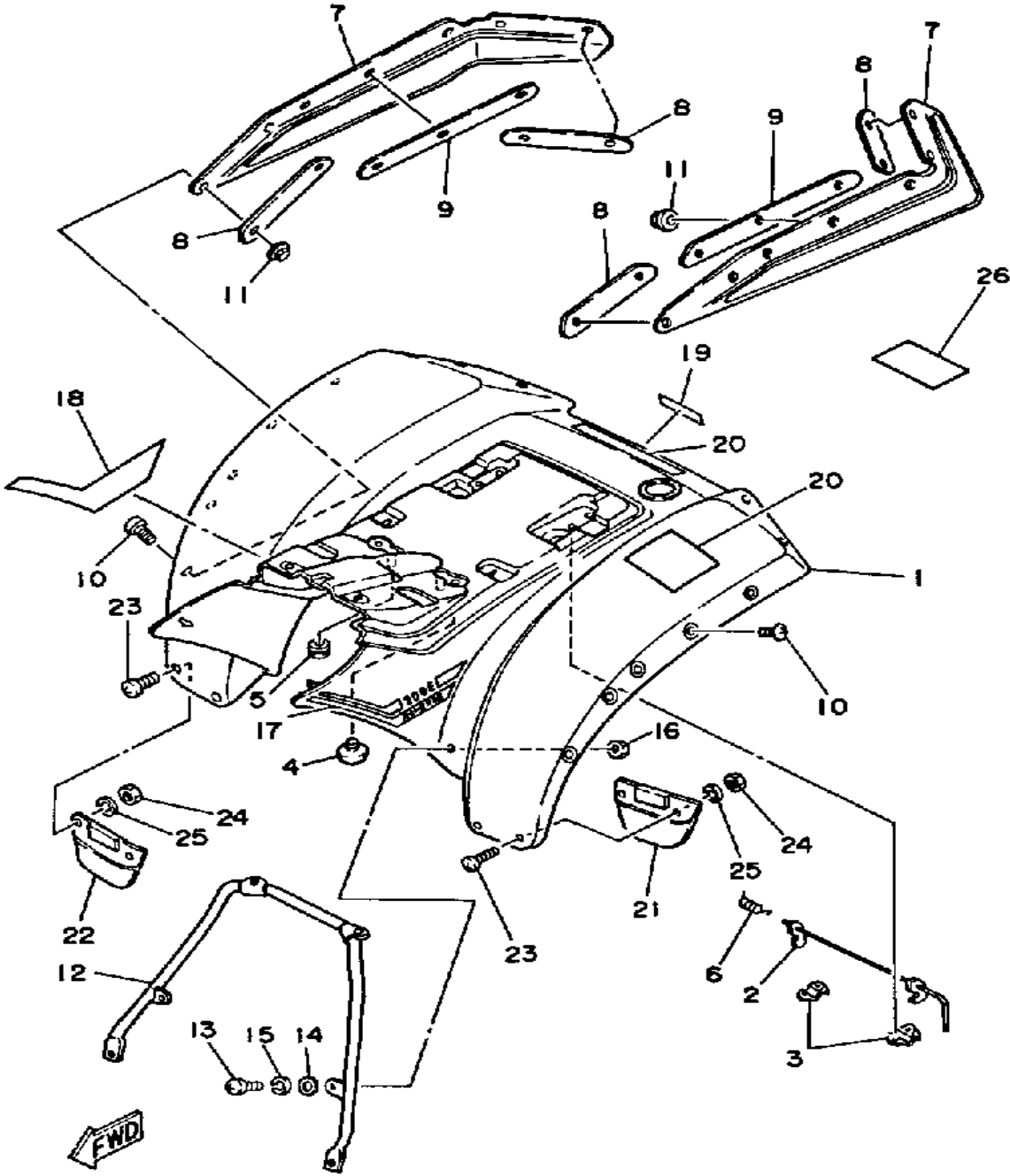
# FRONT FENDER



Ref. No.	Part Number	Description	Qty	Remarks
1	21V-21511-00-00	FENDER, FRONT .....	1	COMPETITION YELLOW
2	90209-06187-00	WASHER .....	4	
3	90201-06778-00	WASHER, PLATE .....	2	
4	90119-06063-00	BOLT, WITH WASHER .....	4	
5	24W-21521-00-00	FLAP, FRONT FENDER .....	1	
6	90154-05059-00	SCREW, BINDING .....	4	
7	95701-05500-00	NUT, FLANGE .....	2	
8	90201-05029-00	WASHER, PLATE .....	2	
9	24W-21523-00-00	PLATE 1 .....	1	

**FWD**  
52G100-5210

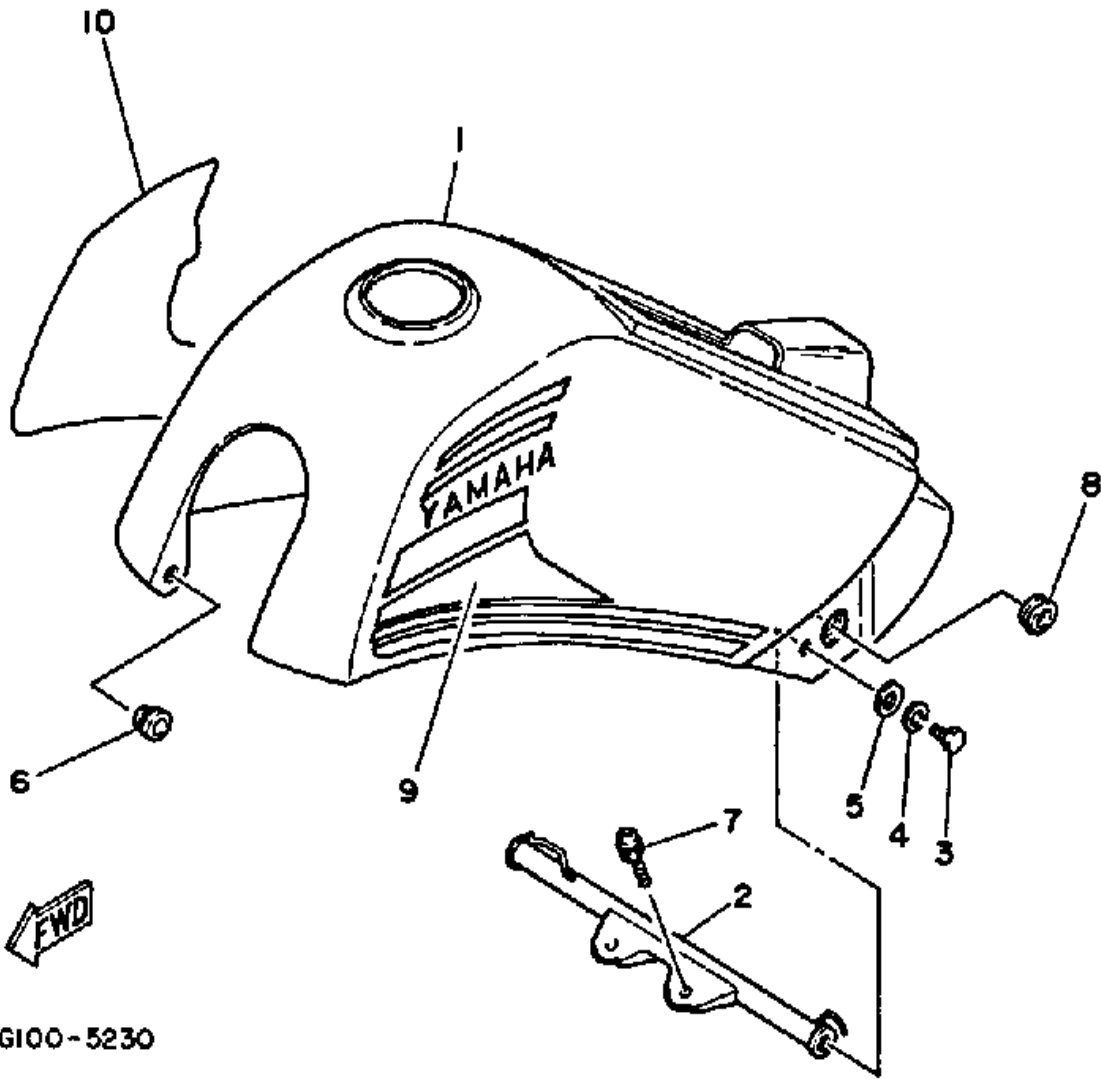
# REAR FENDER



52G100-5220

Ref. No.	Part Number	Description	Qty	Remarks
1	24W-21611-00-00	FENDER, REAR	1	
2	21V-24776-00-00	LEVER, SEAT	1	
3	21V-24775-00-00	BRACKET, SEAT LEVER	2	
4	1L9-24741-00-00	PAD, SEAT	4	
5	90480-19351-00	GROMMET	2	
6	90508-23567-00	SPRING, TORSION	1	
7	24W-21621-00-00	FLAP	2	
8	21V-21623-00-00	PLATE, FLAP FTNG 1	4	
9	24W-21624-00-00	PLATE, FLAP FTNG 2	2	
10	90154-05059-00	SCREW, BINDING	14	
11	95701-05500-00	NUT, FLANGE	14	
12	21V-21613-01-00	STAY, FENDER 1	1	
13	98903-06016-00	SCREW, BIND	2	
14	90201-061A5-00	WASHER, PLATE	2	
15	92995-06100-00	WASHER, SPRING	2	
16	95380-06600-00	NUT	2	
17	52G-2163G-00-00	EMBLEM 1	1	
18	52G-2163H-00-00	EMBLEM 2	1	
19	24W-21784-30-00	EMBLEM 4	1	
20	21V-21659-30-00	LABEL, SAFETY (52G-21659-00)	1	
21	21V-2163A-00-00	COVER, REAR FENDER	1	
22	21V-2163E-00-00	COVER, REAR FNDR 3	1	
23	90154-05016-00	SCREW, BINDING	4	
24	95612-05100-00	NUT, U	4	
25	90201-05036-00	WASHER, PLATE	4	
26	52G-21696-00-00	LABEL, CAUTION	1	

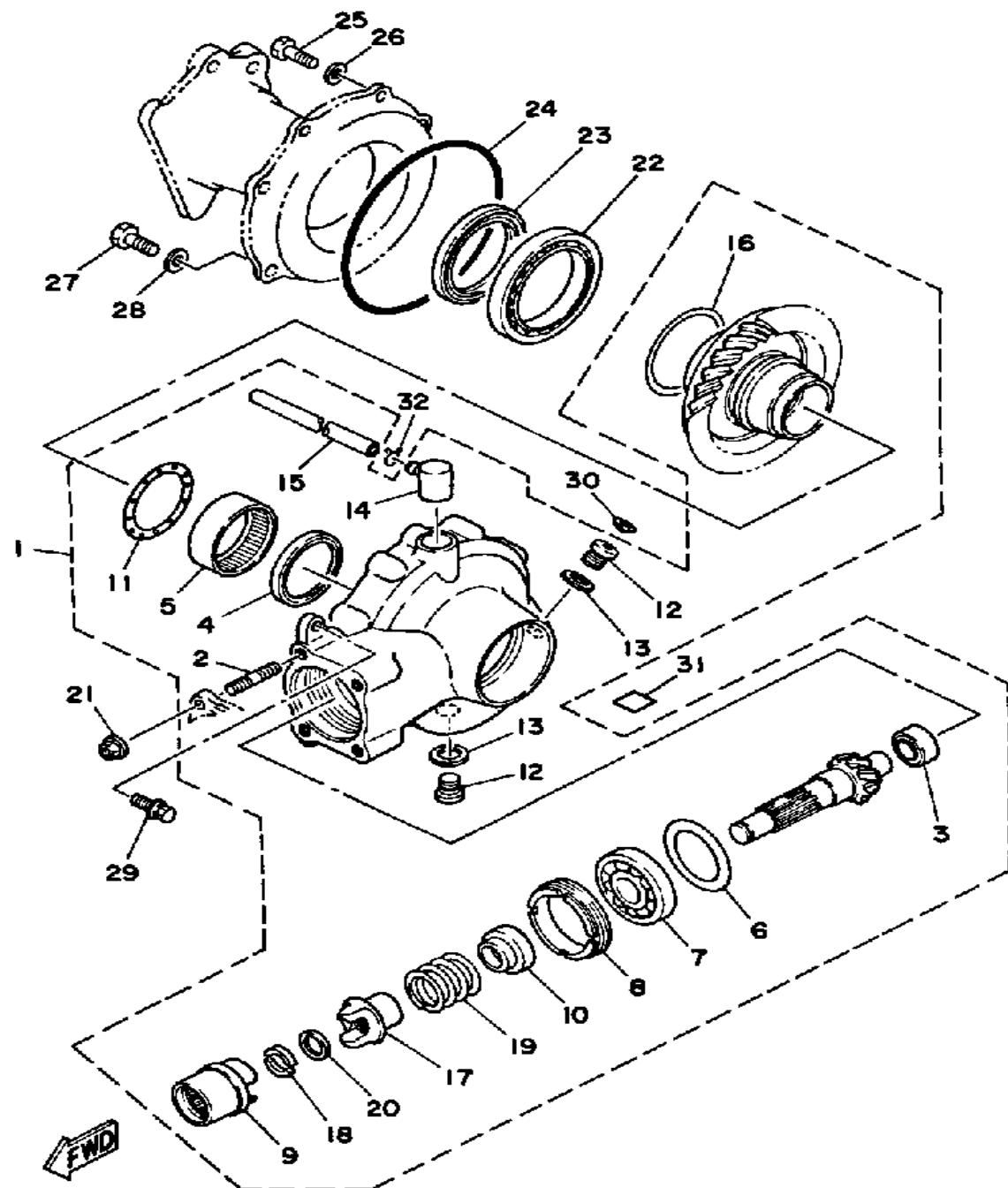
# SIDE COVER



Ref. No.	Part Number	Description	Qty	Remarks
1	21V-21711-00-00	COVER, SIDE 1	1	COMPETITION YELLOW
2	(21V-2172E-00-00)	STAY, SIDE COVER 1	1	
3	97013-06012-00	BOLT	2	
4	92995-06100-00	WASHER, SPRING	2	
5	90201-061A5-00	WASHER, PLATE	2	
6	90480-10343-00	GROMMET	2	
7	90159-06016-00	SCREW, WITH WASHER	2	
8	90480-01401-00	GROMMET	2	
9	52G-21781-00-00	EMBLEM 1	1	
10	52G-21782-00-00	EMBLEM 2	1	

52G100 - 5230

# DRIVE SHAFT

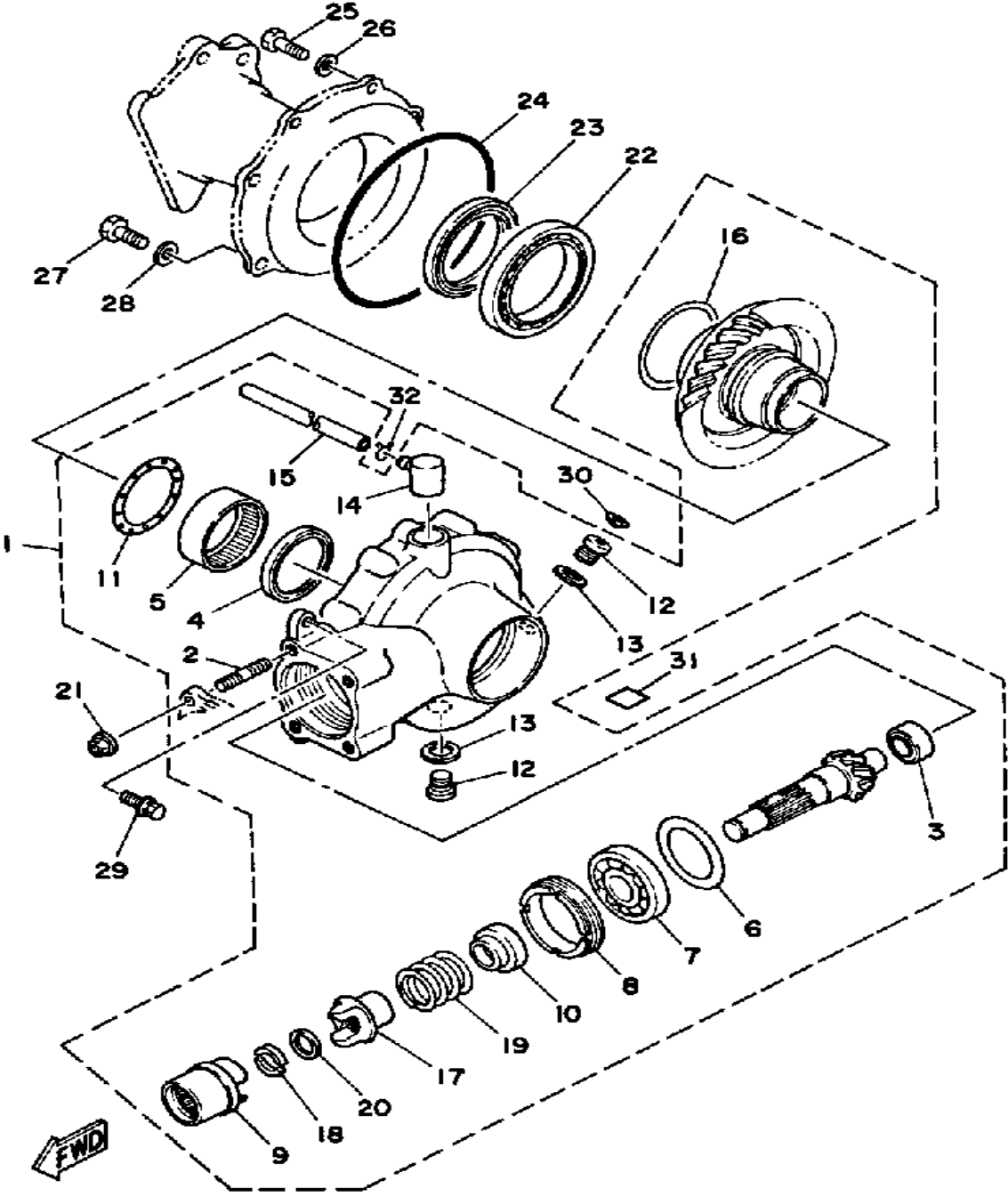


52G100-5240

Ref. No.	Part Number	Description	Qty	Remarks
1	52G-46101-01-00	RR AXL GR CASE ASSEMBLYCASE ASSEMBLY	1	
2	90116-08360-00	. BOLT, STUD	4	
3	24W-46102-00-00	. BEARING ASSEMBLY	1	
4	93101-52116-00	. OIL SEAL	1	
5	93317-85569-00	. BEARING	1	
6	1J7-17537-Y0-30	. SHIM, THRUST (0.30T)	1	U.R.
	1J7-17537-Y0-40	. SHIM, THRUST (0.40T)	1	U.R.
	1J7-17537-Y0-50	. SHIM, THRUST (0.50T)	1	U.R.
7	93306-30542-00	. BEARING	1	
8	24W-46125-00-00	. RETAINER, BEARING	1	
9	1NU-46123-00-00	. COUPLING, GEAR (52G-46123-00)	1	
10	52G-17524-00-00	. HOLDER	1	
11	24W-46118-00-12	. WASHER, THRUST (1.2T)	1	U.R.
	24W-46118-00-14	. WASHER, THRUST (1.4T)	1	U.R.
	24W-46118-00-16	. WASHER, THRUST (1.6T)	1	U.R.
	24W-46118-00-18	. WASHER, THRUST (1.8T)	1	U.R.
	24W-46118-00-20	. WASHER, THRUST (2.0T)	1	U.R.
12	90340-14046-00	. PLUG, STRAIGHT SCREW	2	
13	214-11198-01-00	. GASKET	2	
14	2H7-17591-01-00	. BREATHER	1	
15	90445-07745-00	. HOSE	1	
16	24W-46117-00-25	. SHIM, RING GEAR (0.25T)	1	U.R.
	24W-46117-00-30	. SHIM, RING GEAR (0.30T)	1	U.R.
	24W-46117-00-40	. SHIM, RING GEAR (0.40T)	1	U.R.
	24W-46117-00-50	. SHIM, RING GEAR (0.50T)	1	U.R.
17	24W-17527-01-00	. CAM, DRIVEN (24W-17527-00)	1	
18	52G-17529-00-00	. WASHER, THRUST	2	

CONTINUED ON NEXT FRAME ►

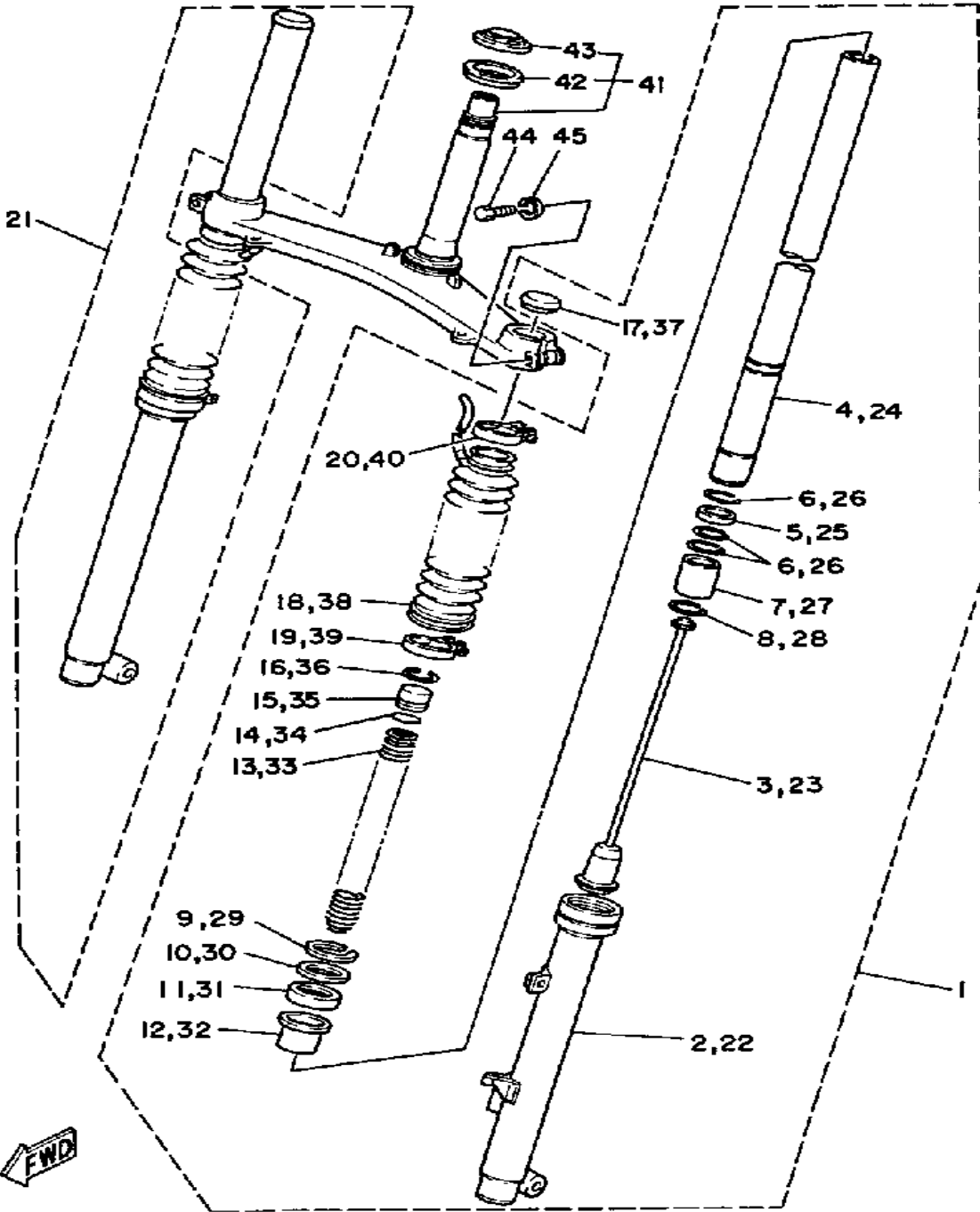
# DRIVE SHAFT



52G100-5240

Ref. No.	Part Number	Description	Qty	Remarks
19	90501-655A6-00	. SPRING, COMPRESSION . . . . .	1	
20	90201-171J5-00	. WASHER, PLATE . . . . .	1	
21	95701-08500-00	NUT, FLANGE . . . . .	4	
22	93316-01301-00	BEARING . . . . .	1	
23	93102-65277-00	OIL SEAL . . . . .	1	
24	93211-44348-00	O-RING . . . . .	1	
25	97013-08025-00	BOLT . . . . .	6	
26	92901-08600-00	WASHER . . . . .	6	
27	97011-10025-00	BOLT . . . . .	2	
28	92990-10600-00	WASHER, PLATE . . . . .	2	
29	90119-10106-00	BOLT, WITH WASHER . . . . .	2	
30	341-23469-00-00	CAP, BOLT . . . . .	1	
31	4H7-46181-10-00	LABEL, OIL CAUTION . . . . .	1	
32	90467-07029-00	CLIP . . . . .	1	

# FRONT FORK

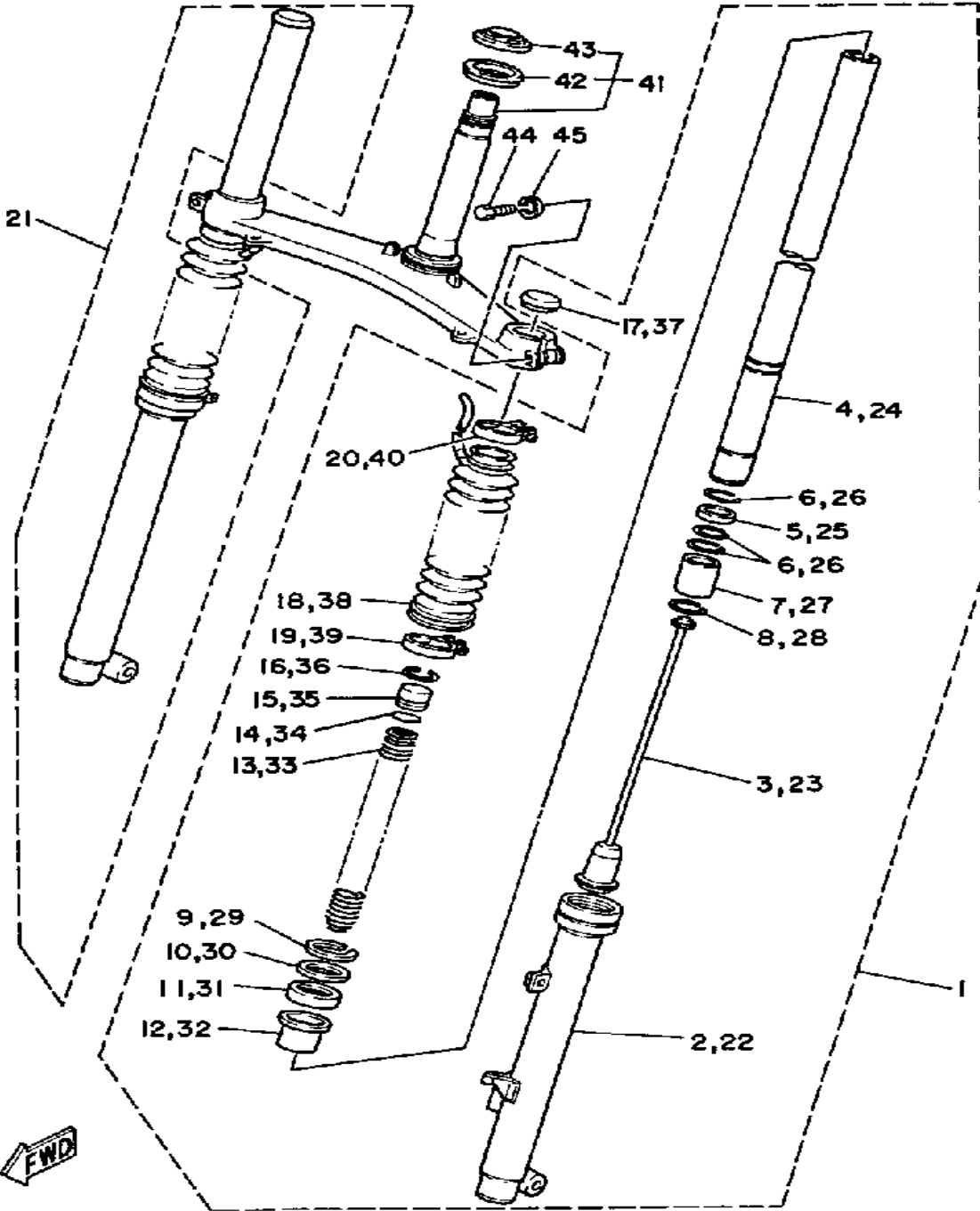


21V110-4230

Ref. No.	Part Number	Description	Qty	Remarks
1	24W-23102-00-35	FRONT FORK ASSEMBLY L (L.H.)	1	SILVER
2	21V-23106-00-35	. OUTER TUBE LH (L.H.)	1	SILVER
3	21V-23170-00-00	. CYLINDER, FRTFRKFRONT FORK	1	
4	21V-23110-00-00	. INNER TUBE 1	1	
5	5H0-23113-00-00	. COLLAR	1	
6	93440-29110-00	. CIRCLIP, OUTER	3	
7	5H0-23189-00-00	. FREE-PSTN, FRT FORKFRONT FORK	1	
8	93440-27091-00	. CIRCLIP, OUTER	1	
9	99009-42500-00	CIRCLIP	1	
10	5H0-23146-00-00	. WASHER, OIL SEAL	1	
11	93110-30013-00	. OIL SEAL, SWO-TYPE	1	
12	5H0-23125-00-00	. METAL, SLIDE 1	1	
13	24W-23141-00-00	. SPRING, FRONT FORK	1	
14	93210-21276-00	. O-RING	1	
15	5H5-23111-00-00	. BOLT, CAP	1	
16	93450-27071-00	. CIRCLIP, INNER	1	
17	5H5-23154-00-00	. PLUG, INNER TUBE	1	
18	21V-2312A-00-00	. BOOT	1	
19	90460-52259-00	. CLAMP, HOSE	1	
20	90460-35260-00	. CLAMP, HOSE	1	
21	24W-23103-00-35	FRONT FORK ASSEMBLY R (R.H.)	1	SILVER
22	21V-23107-00-35	. OUTER TUBE RH (R.H.)	1	SILVER
23	21V-23170-00-00	. CYLINDER, FRTFRKFRONT FORK	1	
24	21V-23110-00-00	. INNER TUBE 1	1	
25	5H0-23113-00-00	. COLLAR	1	

CONTINUED ON NEXT FRAME ➤

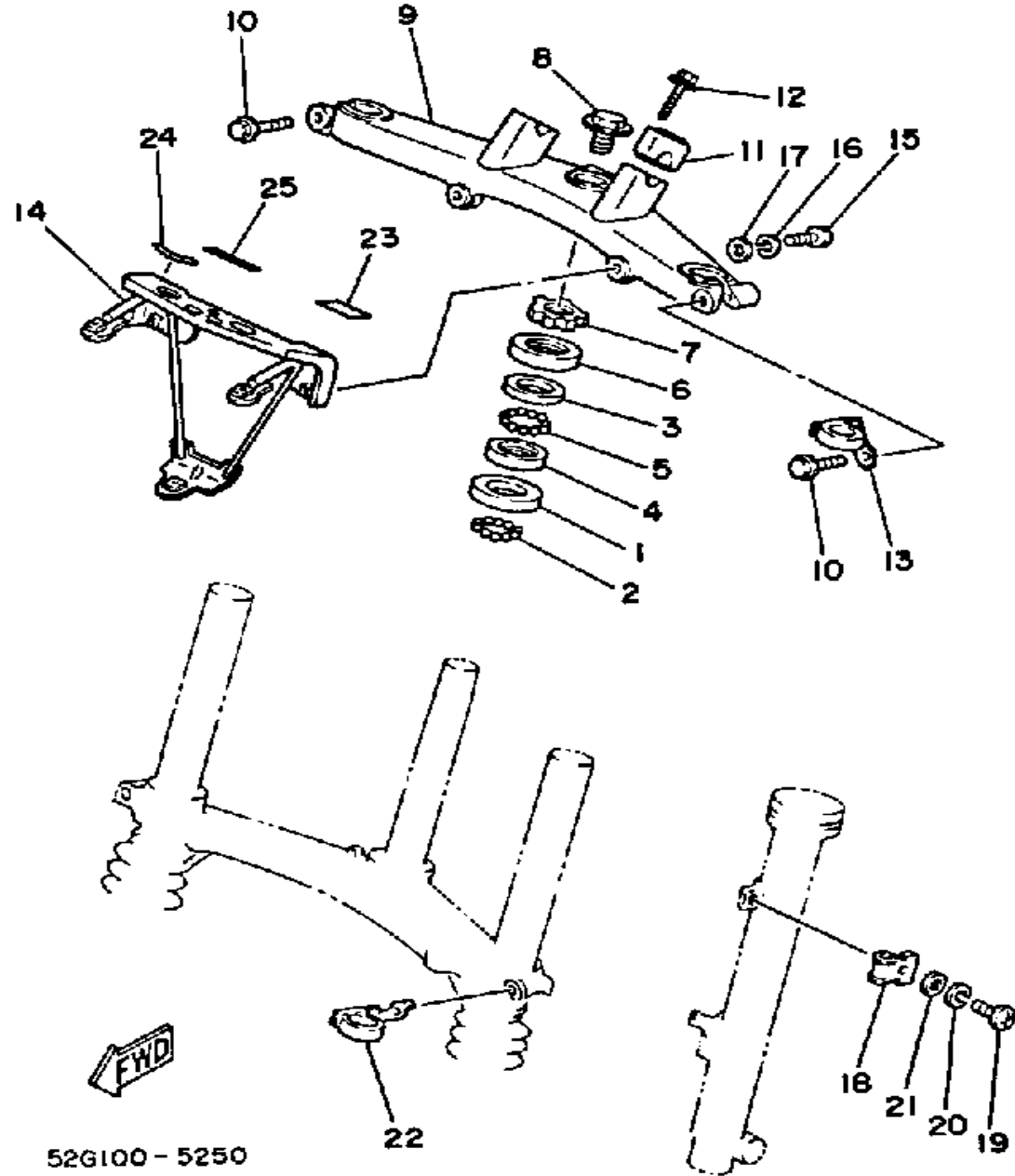
# FRONT FORK



21V110-4230

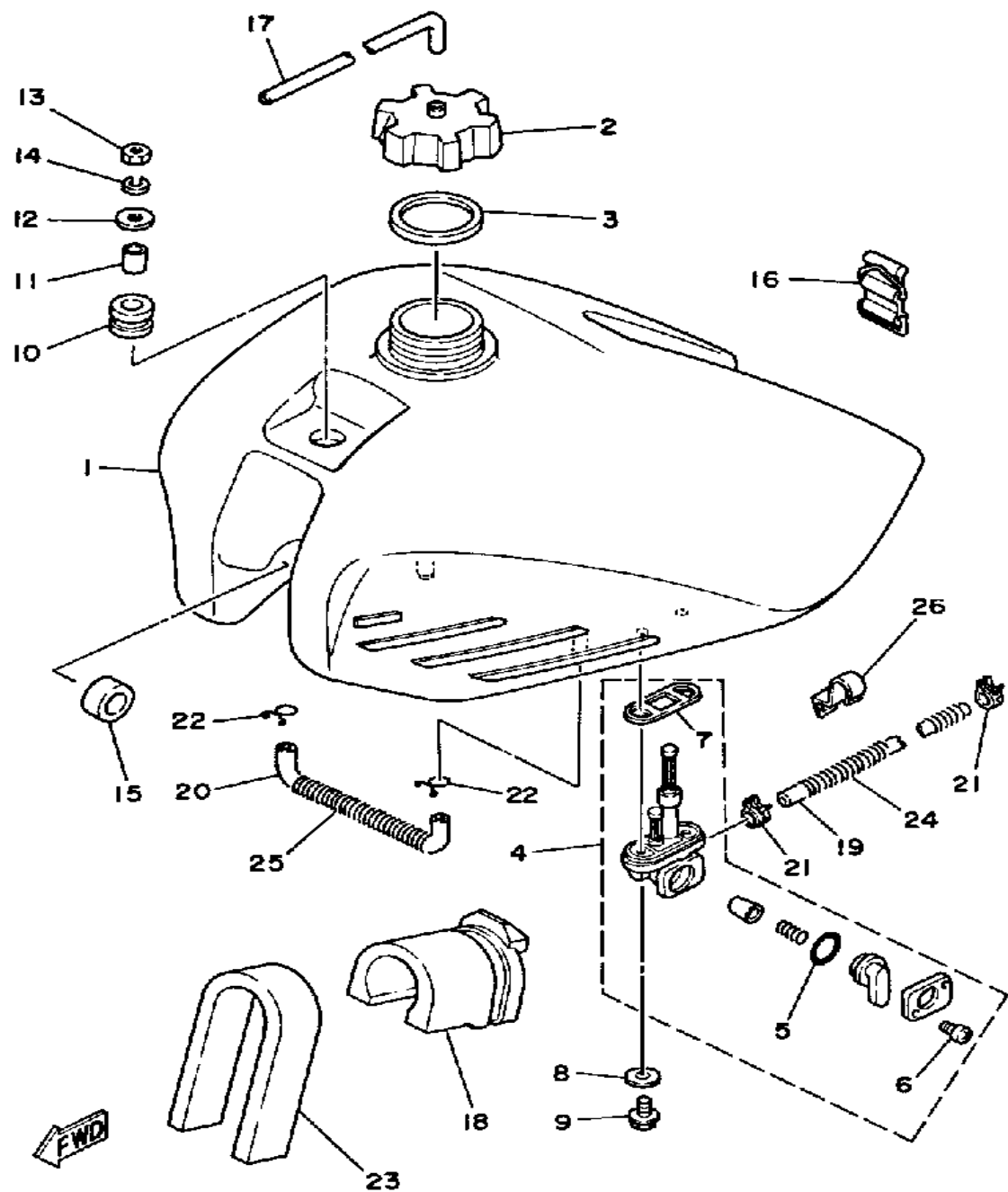
Ref. No.	Part Number	Description	Qty	Remarks
26	93440-29110-00	. CIRCLIP, OUTER	3	
27	5H0-23189-00-00	. FREE-PSTN, FRT FORKFRONT FORK	1	
28	93440-27091-00	. CIRCLIP, OUTER	1	
29	99009-42500-00	. CIRCLIP	1	
30	5H0-23146-00-00	. WASHER, OIL SEAL	1	
31	93110-30013-00	. OIL SEAL, SWO-TYPE	1	
32	5H0-23125-00-00	. METAL, SLIDE 1	1	
33	24W-23141-00-00	. SPRING, FRONT FORK	1	
34	93210-21276-00	. O-RING	1	
35	5H5-23111-00-00	. BOLT, CAP	1	
36	93450-27071-00	. CIRCLIP, INNER	1	
37	5H5-23154-00-00	. PLUG, INNER TUBE	1	
38	21V-2312A-00-00	. BOOT	1	
39	90460-52259-00	. CLAMP, HOSE	1	
40	90460-35260-00	. CLAMP, HOSE	1	
41	24W-23340-10-00	UNDER BRACKET	1	
42	164-23462-00-00	. SEAL, STEERING	1	
43	156-23411-00-00	. RACE, BALL 1	1	
44	97023-10035-00	BOLT, HEXAGON	2	
45	92990-10100-00	LOCKWASHER	2	

# STEERING



Ref. No.	Part Number	Description	Qty	Remarks
1	156-23412-00-00	RACE, BALL 2	1	
2	93501-04011-00	BALL	19	
3	183-23411-00-00	RACE, BALL 1	1	
4	183-23412-00-00	RACE, BALL 2	1	
5	93501-04011-00	BALL	19	
6	136-23415-00-00	COVER, BALL RACE 1	1	
7	90179-25033-00	NUT	1	
8	90105-14102-00	BOLT, WASHER BASED	1	
9	24W-23435-00-00	CROWN, HANDLE	1	
10	90105-08091-00	BOLT, WASHER BASED	2	
11	1E6-23441-00-00	HOLDER, HANDLE UPR	2	
12	95811-08035-00	BOLT, FLANGE (95821-08035)	4	
13	21V-23317-00-00	HOLDER, CABLE	1	
14	52G-23174-00-00	STAY, HEADLIGHT	1	
15	97001-08025-00	BOLT (1NV)	2	
16	92990-08100-00	WASHER	2	
17	92901-08600-00	WASHER	2	
18	3Y1-23319-00-00	HOLDER, CABLE 2	1	
19	98506-06016-00	SCREW, PANHEAD	1	
20	92906-06100-00	WASHER, SPRING	1	
21	92906-06600-00	WASHER	1	
22	21V-23389-00-00	GUIDE, CABLE	1	
23	24W-26139-01-00	LABEL, CHOKE	1	
24	24W-83585-10-00	LABEL	1	
25	52H-83585-00-00	LABEL	1	

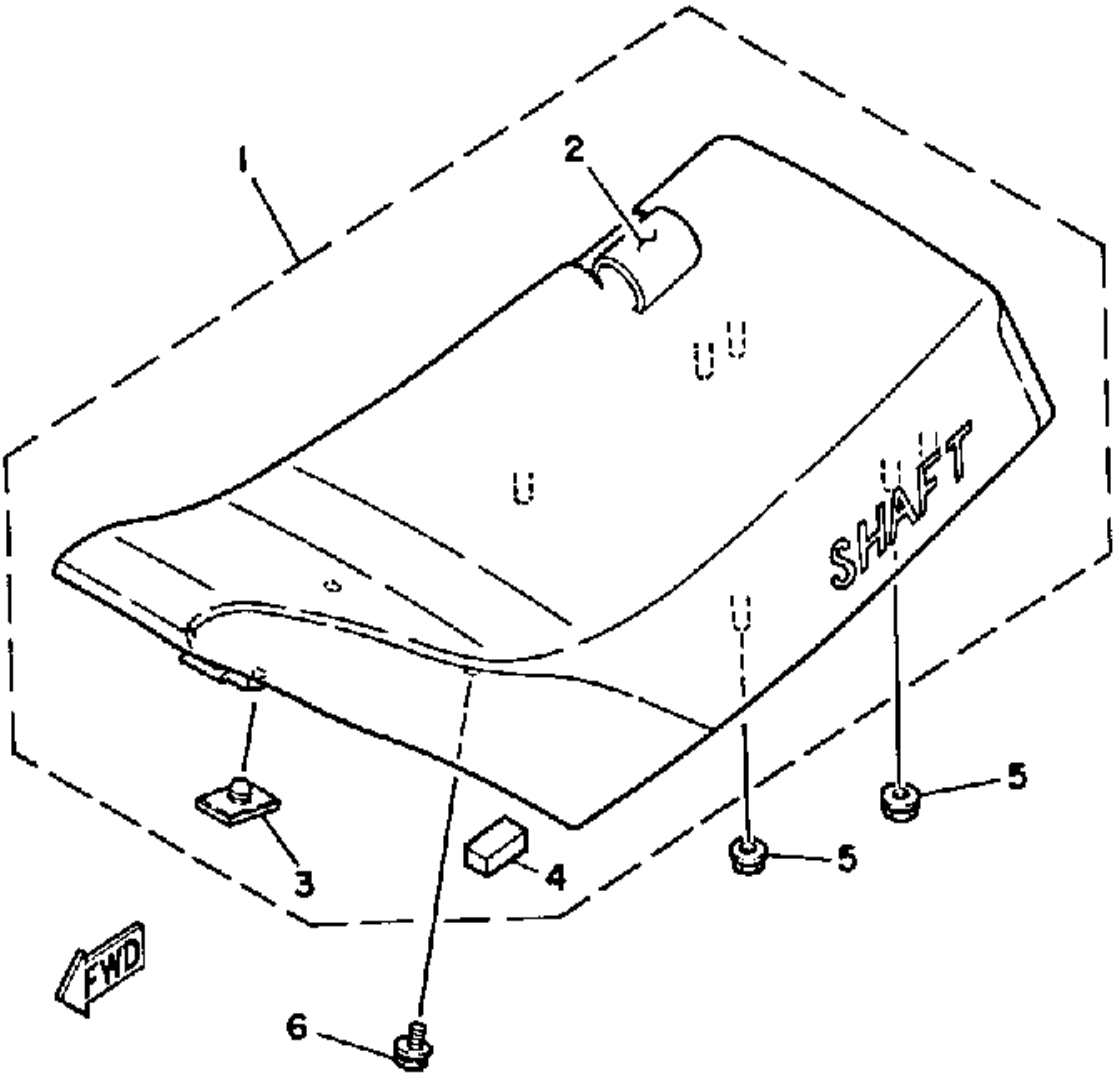
# FUEL TANK



21V110-3250

Ref. No.	Part Number	Description	Qty	Remarks
1	21V-24111-00-00	FUEL TANK .....	1	BLACK
2	5X7-24611-01-00	BODY, CAP .....	1	
3	5X7-24612-00-00	GASKET, CAP .....	1	
4	21V-24500-10-00	FUEL COCK ASSEMBLY 1 ...	1	
5	4X8-24534-00-00	. SEAL, COCK .....	1	
6	98580-03008-00	. SCREW, PAN HEAD .....	2	
7	4X8-24512-00-00	. O-RING .....	1	
8	90202-05187-00	WASHER, PLATE .....	2	
9	90149-06011-00	SCREW .....	2	
10	90480-18290-00	GROMMET .....	1	
11	90387-07598-00	COLLAR .....	1	
12	90201-06407-00	WASHER, PLATE (90201-06747-00 ) .....	1	
13	95380-06600-00	NUT .....	1	
14	92995-06100-00	WASHER, SPRING .....	1	
15	2J2-24181-00-00	DAMPER, LOCATING 1 .....	2	
16	59V-24173-00-00	BAND, TANK FITTING 1 .....	1	
17	90445-09111-00	HOSE .....	1	
18	(21V-24181-00-00)	DAMPER, LOCATING 1 .....	1	
19	90445-11696-00	HOSE .....	1	
20	21V-24331-00-00	PIPE, LEVEL .....	1	
21	90467-11028-00	CLIP .....	2	
22	90467-08003-00	CLIP .....	2	
23	21V-24183-00-00	DAMPER, LOCATING 3 .....	1	
24	90501-08668-00	SPRING, COMPRESSION .....	1	
25	90501-08410-00	SPRING, COMPRESSION .....	1	
26	(21V-24135-00-00)	CLAMP 1 .....	1	

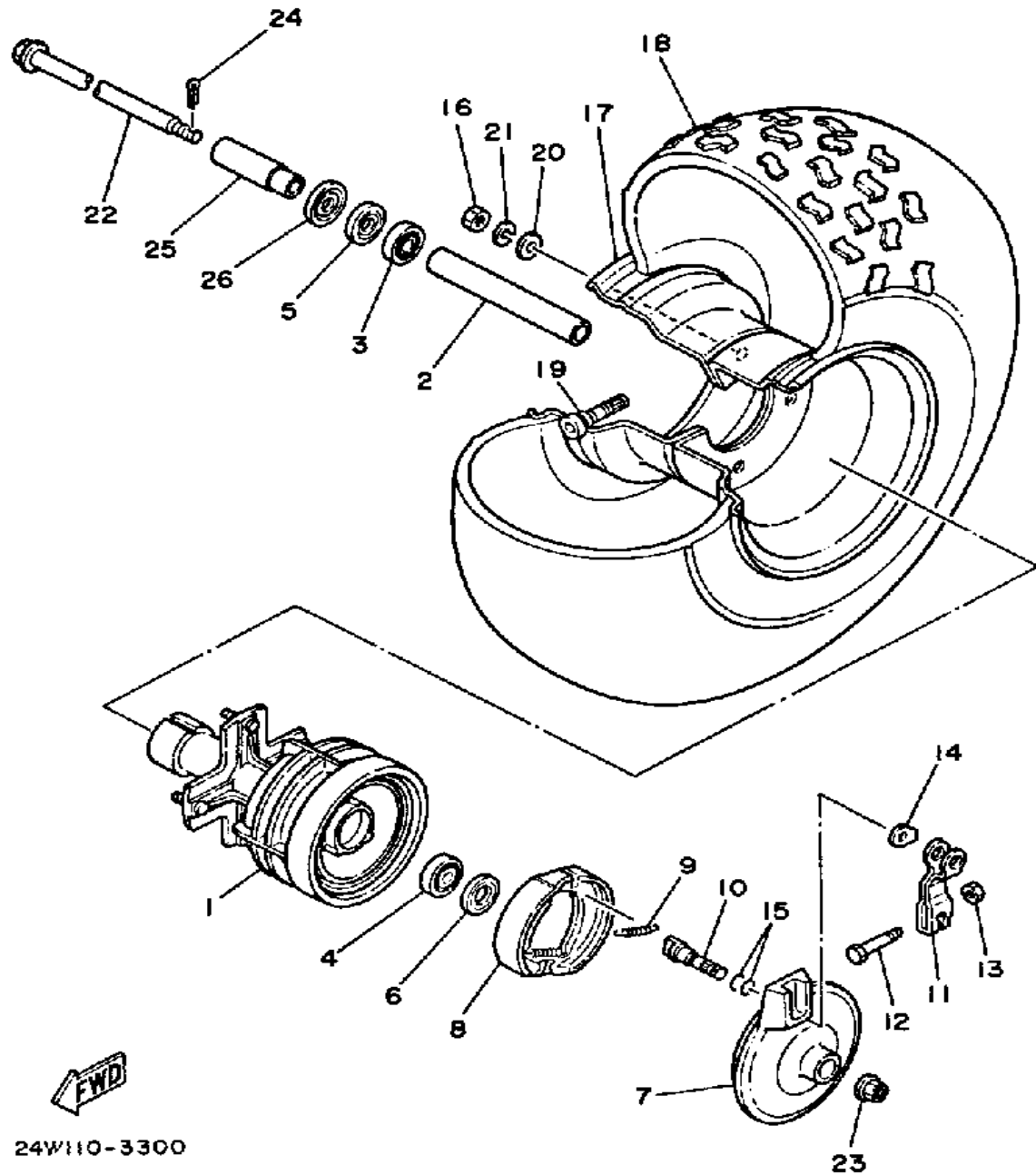
# SEAT



Ref. No.	Part Number	Description	Qty	Remarks
1	21V-24710-00-00	SINGLE SEAT ASSEMBLY	1	
2	52G-24711-20-00	. COVER, SINGLE SEAT	1	
3	509-24724-00-00	. DAMPER, SEAT	1	
4	21V-21717-00-00	. DAMPER	1	
5	95701-06500-00	NUT, FLANGE	6	
6	90119-06056-00	BOLT, WITH WASHER	2	

52G100-5280

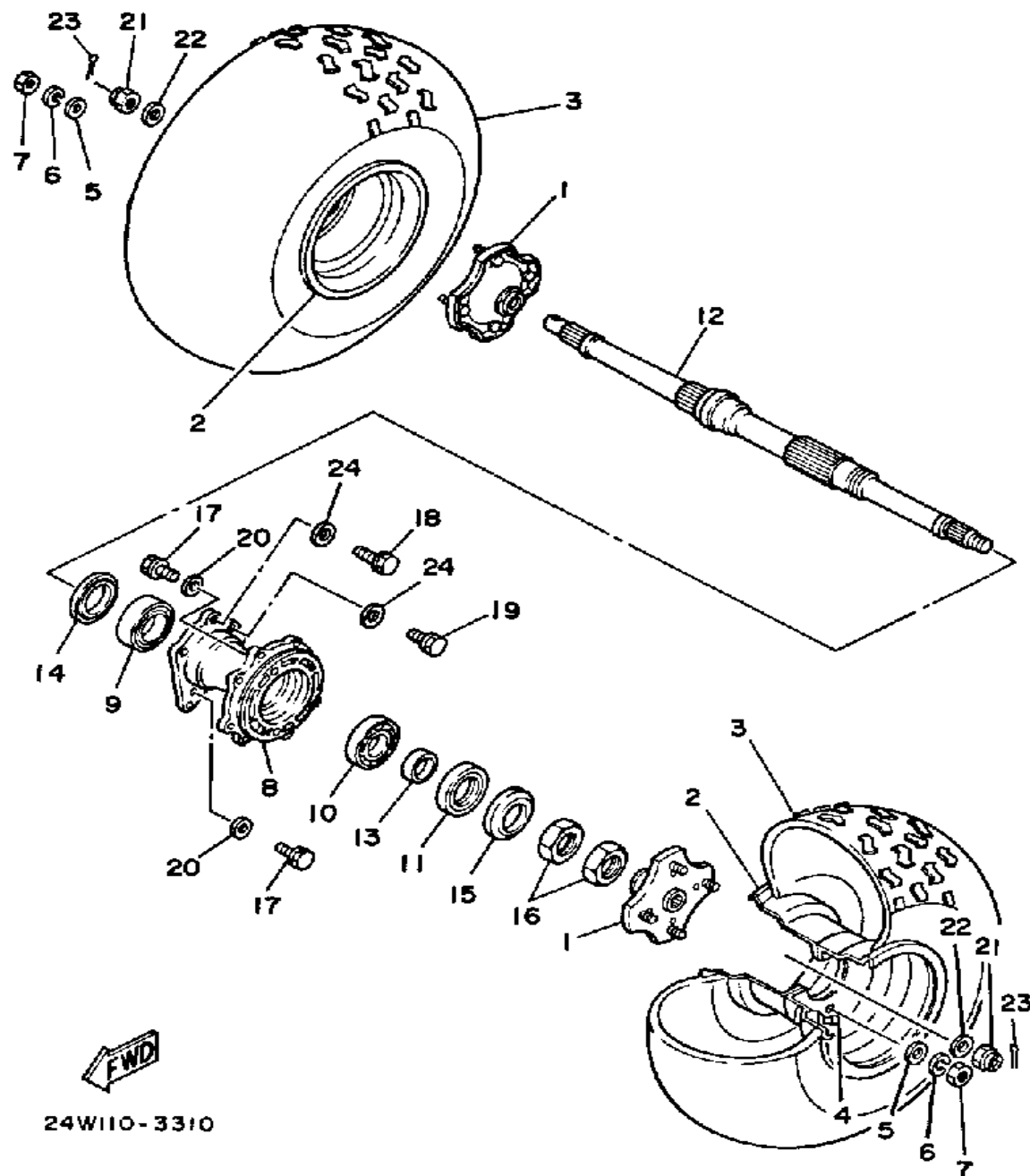
# FRONT WHEEL



Ref. No.	Part Number	Description	Qty	Remarks
1	24W-25111-00-00	HUB, FRONT	1	
2	90560-17305-00	SPACER (24W)	1	
3	93306-20310-00	BEARING	1	
4	93306-00302-00	BEARING (B6003C3)	1	
5	93102-23252-00	OIL SEAL	1	
6	93102-23275-00	OIL SEAL	1	
7	21V-25121-00-35	PLATE, BRAKE SHOE	1	SILVER
8	5G3-W2536-00-00	BRAKESHOE SET-2PCS	2	
9	90506-15260-00	SPRING, TENSION	2	
10	3Y6-25351-00-00	CAMSHAFT	1	
11	21V-25155-00-00	LEVER, CAMSHAFT 1	1	
12	90101-06278-00	BOLT	1	
13	95380-06600-00	NUT	1	
14	5V7-2513A-00-00	PLATE, INDICATOR	1	
15	93210-14104-00	O-RING	2	
16	95333-08600-00	NUT, HEXAGON	4	
17	24W-25180-00-35	WHEEL, FRONT	1	SILVER
18	94112-090H4-00	25X12-9 KT430 DUN.	1	DUNLOP
19	93900-00030-00	VALVE, RIM	1	DUNLOP
20	92990-08200-00	WASHER, PLAIN	4	
21	92990-08100-00	WASHER	4	
22	24W-25181-00-00	AXLE, WHEEL	1	
23	90171-14020-00	NUT, CASTLE	1	
24	91401-30030-00	PIN, COTTER	1	
25	90387-174G6-00	COLLAR	1	
26	5V6-25118-00-00	COVER, HUB DUST	1	

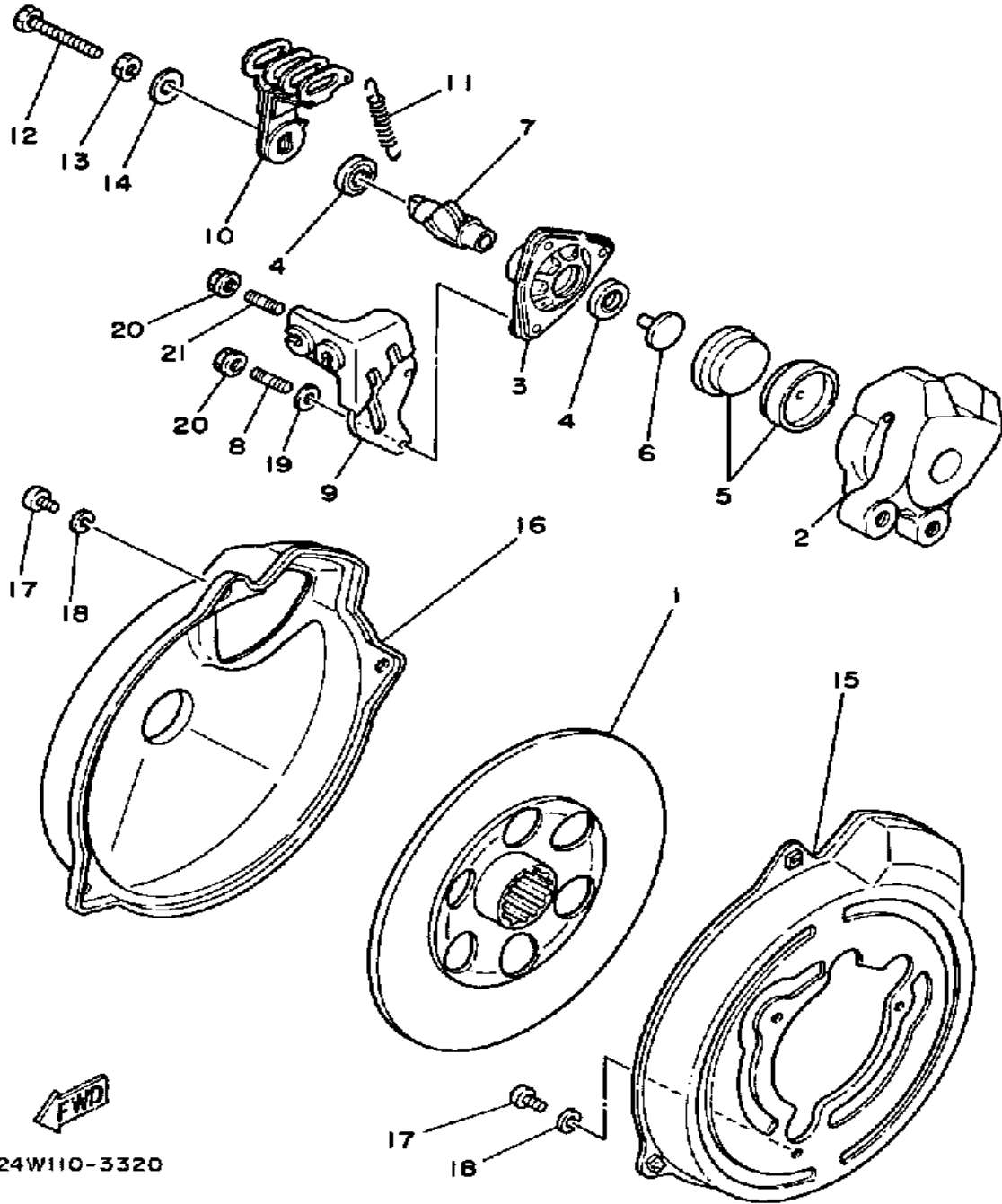
24W110-3300

# REAR WHEEL



Ref. No.	Part Number	Description	Qty	Remarks
1	24W-25383-00-00	COLLAR, WHEEL	2	
2	24W-25180-00-35	WHEEL, FRONT	2	SILVER
3	94112-090H4-00	25X12-9 KT430 DUN.	2	DUNLOP
4	93900-00030-00	VALVE, RIM	2	DUNLOP
5	92990-08200-00	WASHER, PLAIN	8	
6	92990-08100-00	WASHER	8	
7	95333-08600-00	NUT, HEXAGON	8	
8	52G-25311-00-00	HUB, REAR	1	
9	93399-99913-00	BEARING, SPECIAL	1	
10	93306-00803-00	BEARING (B6008)	1	
11	93102-46274-00	OIL SEAL, SD-TYPE	1	
12	24W-25381-10-00	AXLE, WHEEL	1	
13	24W-25386-00-00	COLLAR, SPRKT AXLE	1	
14	24W-25367-00-00	COVER, HUB DUST	1	
15	21V-25367-00-00	COVER, HUB DUST	1	
16	90179-40419-00	NUT, SPEC'L SHAPE	2	
17	90119-10087-00	BOLT, WITH WASHER	3	
18	90119-10090-00	BOLT, WITH WASHER	1	
19	90119-10091-00	BOLT, WITH WASHER	1	
20	90201-104G0-00	WASHER, PLATE	3	
21	90171-20036-00	NUT, CASTLE	2	
22	90201-201H6-00	WASHER, PLATE	2	
23	91401-40040-00	PIN, COTTER	2	
24	(90214-10036-00)	WASHER, CLAW	2	

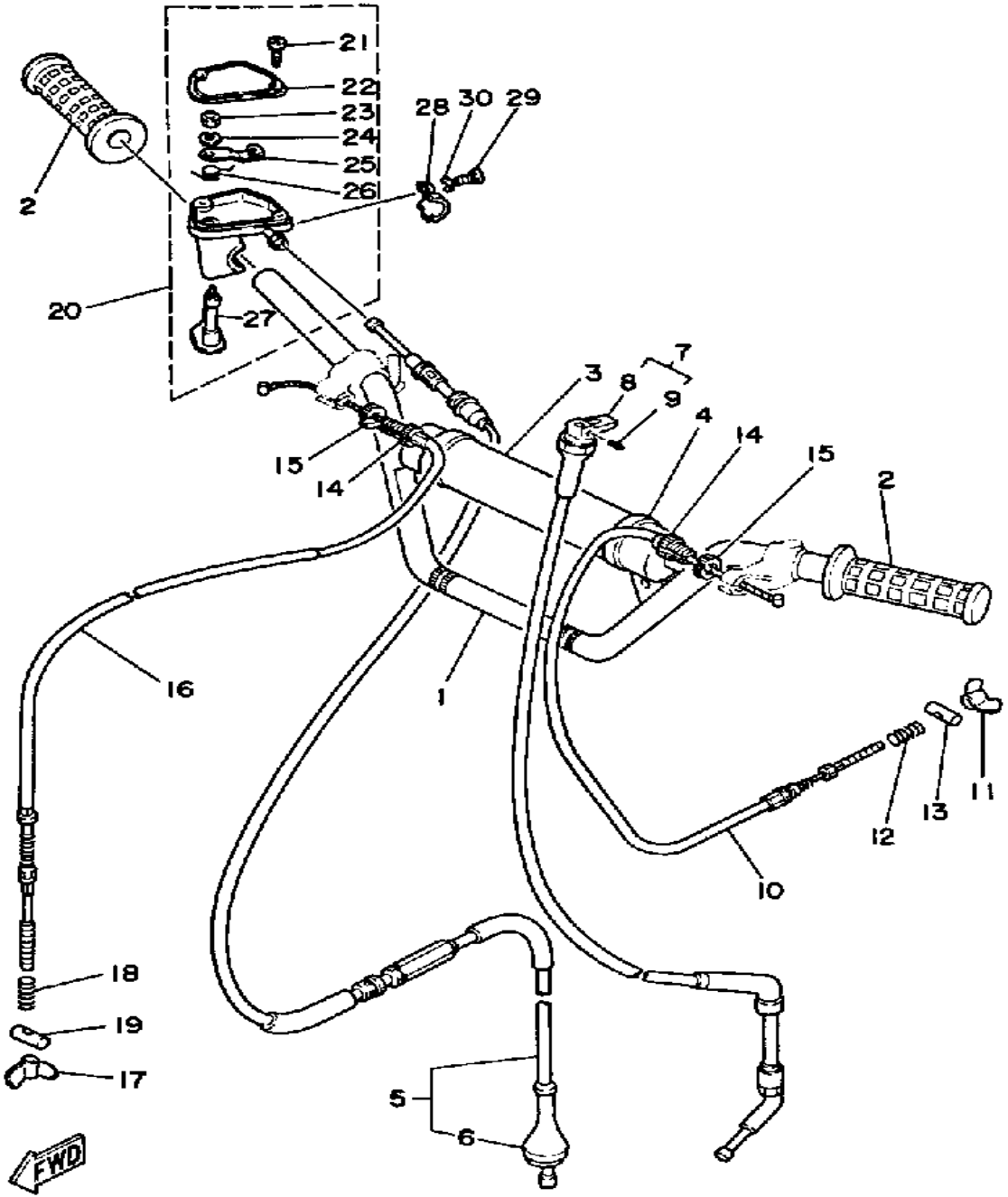
# REAR BRAKE CALIPER



Ref. No.	Part Number	Description	Qty	Remarks
1	21V-25711-01-00	DISC, BRAKE .....	1	
2	24W-25731-01-00	BODY CALIPER 1 .....	1	
3	21V-25741-02-00	BODY, CALIPER 2 (21V-25741-01) .....	1	
4	93102-15212-00	OIL SEAL .....	2	
5	2HR-W0045-00-00	BRAKE PAD KIT, FRT .....	1	
6	5V6-25733-00-00	PLATE, BACK UP .....	1	
7	21V-25728-01-00	CAM .....	1	
8	90116-06475-00	BOLT, STUD .....	1	
9	52H-26381-00-00	HOLDER, ADJUSTING .....	1	
10	21V-25726-01-00	LEVER, BRAKE .....	1	
11	90506-16215-00	SPRING, TENSION .....	1	
12	90101-08536-00	BOLT .....	1	
13	95333-08600-00	NUT, HEXAGON .....	1	
14	90201-08730-00	WASHER, PLATE .....	1	
15	24W-25715-00-00	COVER 1 .....	1	
16	24W-25716-00-00	COVER 2 .....	1	
17	98580-06010-00	SCREW, PAN HEAD (92503-06010) .....	6	
18	92995-06100-00	WASHER, SPRING .....	6	
19	92990-06200-00	WASHER .....	1	
20	95701-06500-00	NUT, FLANGE .....	3	
21	95612-06625-00	BOLT, STUD .....	2	

24W110-3320

# HANDLEBAR-CABLE



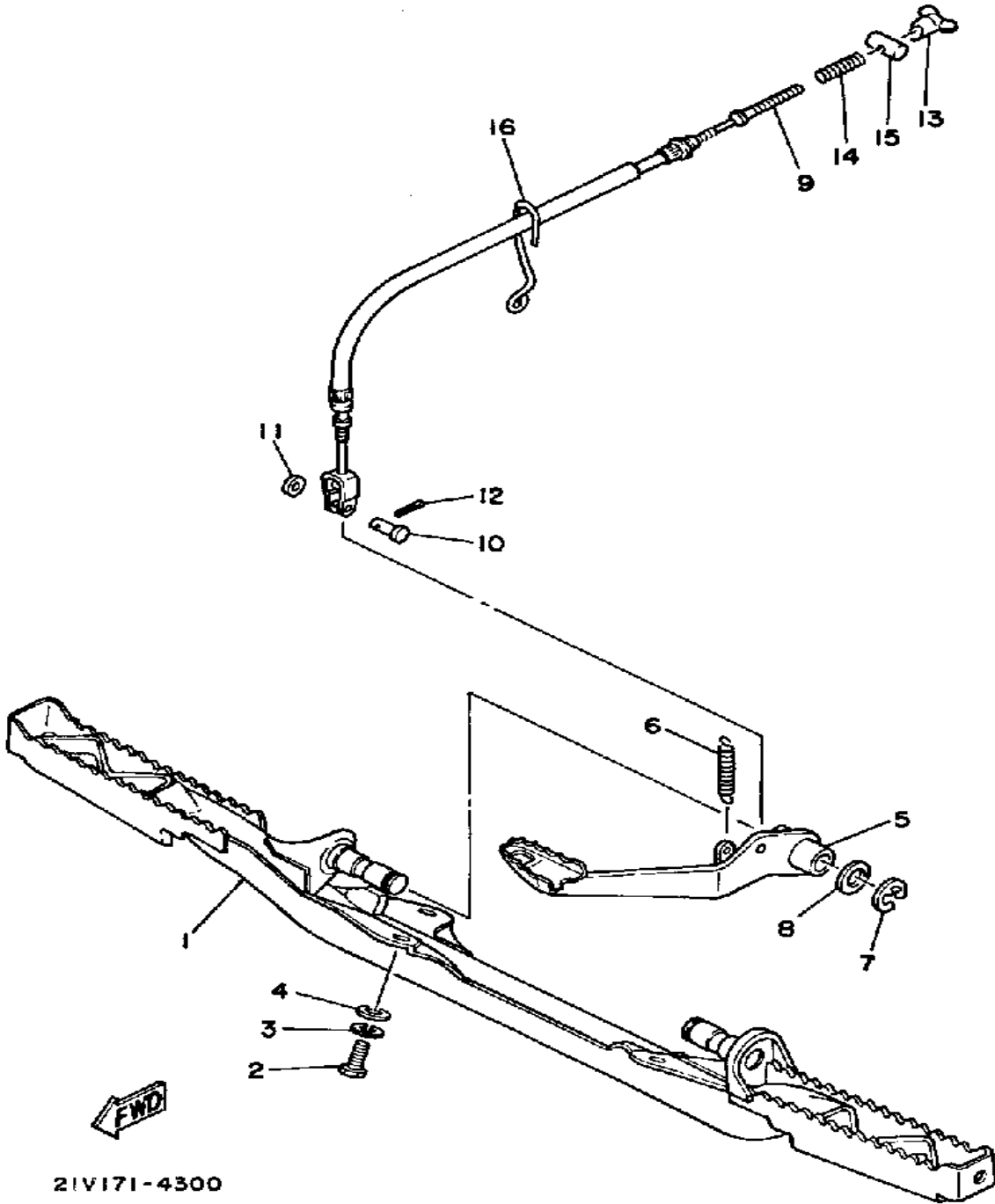
Ref. No.	Part Number	Description	Qty	Remarks
1	29U-26111-01-00	HANDLEBAR .....	1	
2	3GB-26241-00-00	GRIP (LEFT) .....	2	
3	21V-26124-00-00	PROTECTOR, HDLBR .....	1	
4	437-83936-11-00	BAND, SWITCH CORD .....	2	
5	21V-26311-00-00	CABLE, THROTTLE 1 .....	1	
6	21V-26329-00-00	. CAP, RUBBER .....	1	
7	21V-26331-02-00	CABLE, STARTER 1 .....	1	
8	21V-26374-00-00	. END, CABLE 3 .....	1	
9	91609-30010-00	. PIN, SPRING .....	1	
10	24W-26341-00-00	CABLE, BRAKE .....	1	
11	20E-26343-00-00	NUT, ADJUSTING .....	1	
12	90501-10782-00	SPRING, COMPRESSION .....	1	
13	90249-12008-00	PIN .....	1	
14	90123-08046-00	BOLT .....	2	
15	90179-08148-00	NUT .....	2	
16	21V-26373-00-00	CABLE, BRAKE 4 .....	1	
17	90179-06411-00	NUT .....	1	
18	90501-10782-00	SPRING, COMPRESSION .....	1	
19	90249-12008-00	PIN .....	1	
20	21V-26250-01-00	THROTTLE LEVER ASSEMBLY	1	
21	98506-05010-00	. SCREW, PAN HEAD .....	2	
22	21V-2628F-00-00	. CAP, GEAR .....	1	
23	95380-05600-00	. NUT .....	1	
24	92990-05100-00	. WASHER, SPRING .....	1	
25	21V-2625H-00-00	. ARM, THROTTLE .....	1	
26	90508-10597-00	. SPRING, TORSION .....	1	
27	21V-2625G-01-00	. LEVER, THROTTLE .....	1	
28	38V-82913-00-00	HOLDER, LEVER LOWER 1 ...	1	
29	98506-05018-00	SCREW, PAN HEAD .....	2	

21V110-4300

CONTINUED ON NEXT FRAME ➤



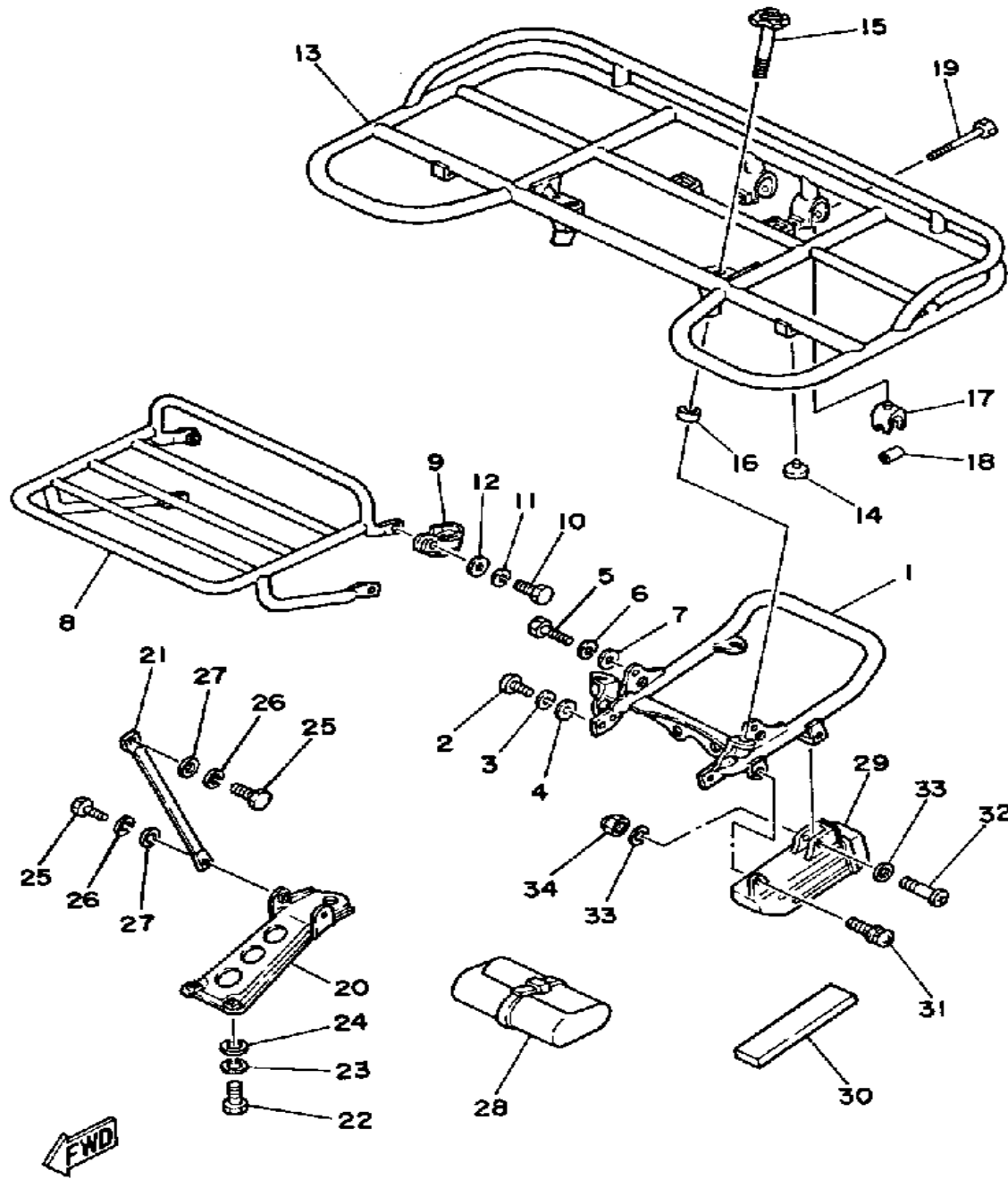
# STAND-FOOTREST



Ref. No.	Part Number	Description	Qty	Remarks
1	21V-27411-10-00	FOOTREST 1 .....	1	
2	97313-08020-00	BOLT, HEXAGON .....	4	
3	92990-08100-00	WASHER .....	4	
4	90201-08100-00	WASHER, PLATE .....	4	
5	21V-27211-02-00	PEDAL, BRAKE .....	1	
6	90506-16215-00	SPRING, TENSION .....	1	
7	93430-12008-00	CIRCLIP .....	1	
8	90201-15797-00	WASHER, PLATE .....	1	
9	24W-26351-00-00	CABLE, BRAKE .....	1	
10	90240-06076-00	PIN, CLEVIS .....	1	
11	92990-06200-00	WASHER .....	1	
12	91490-20020-00	PIN, COTTER .....	1	
13	20E-26343-00-00	NUT, ADJUSTING .....	1	
14	90501-10782-00	SPRING, COMPRESSION .....	1	
15	90249-12008-00	PIN .....	1	
16	21V-26399-00-00	GUIDE, CABLE .....	1	

21V171-4300

# BUMPER

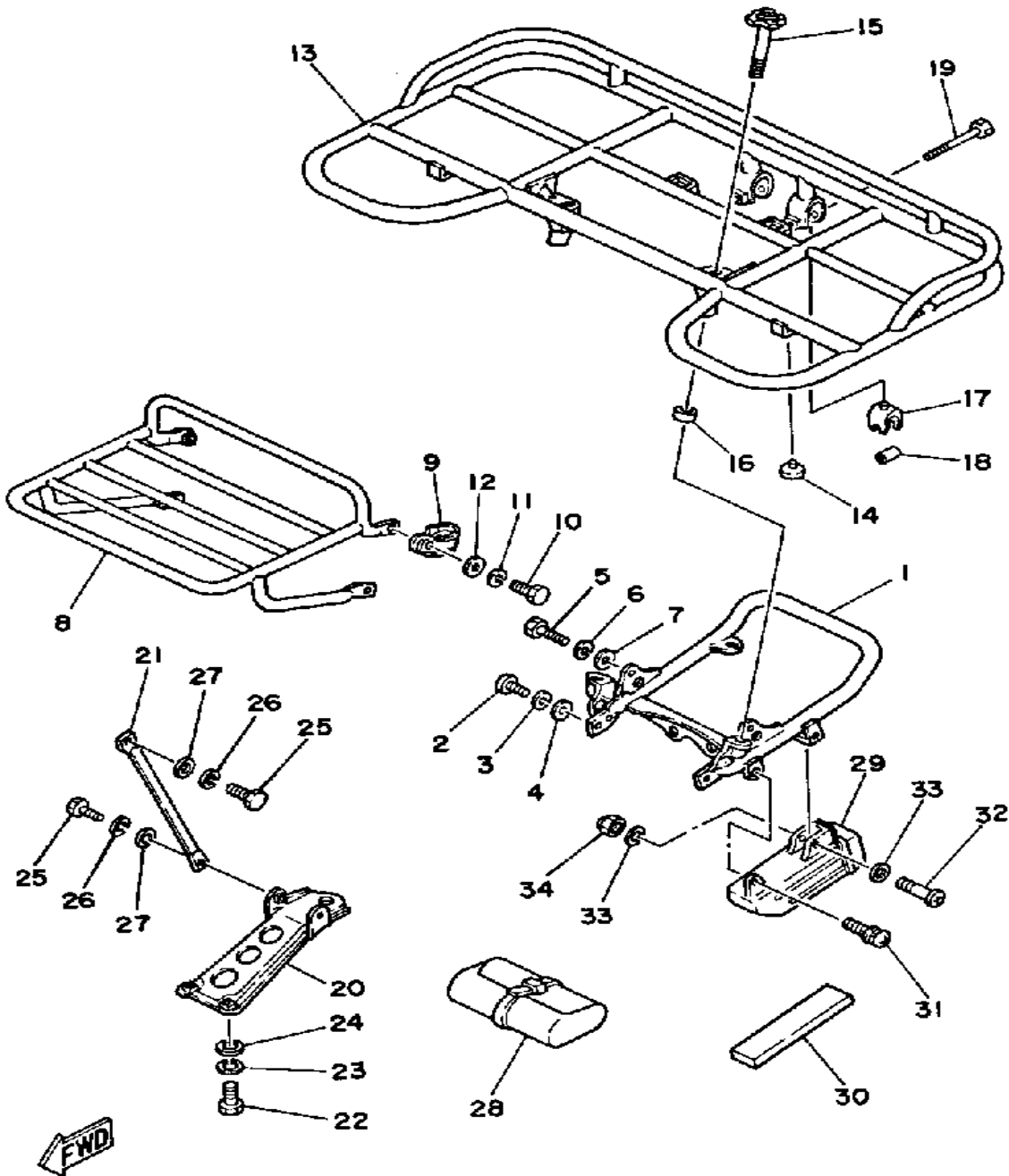


52G100-5340

Ref. No.	Part Number	Description	Qty	Remarks
1	(52G-28421-00-00)	BUMPER, REAR 1	1	U.R.
	(52G-28421-10-00)	BUMPER, REAR 1	1	U.R. W/BRACKET FOR REFLECT
2	97313-08016-00	BOLT, HEXAGON	4	
3	92990-08100-00	WASHER	4	
4	92901-08600-00	WASHER	4	
5	97313-08020-00	BOLT, HEXAGON	2	
6	92990-08100-00	WASHER	2	
7	92901-08600-00	WASHER	2	
8	(24W-24832-00-00)	BRACKET, CARRIER 1	1	
9	24W-24833-00-00	BRACKET, CARRIER 2	4	
10	97313-08020-00	BOLT, HEXAGON	4	
11	92990-08100-00	WASHER	4	
12	92901-08600-00	WASHER	4	
13	24W-24830-00-00	SUB CARRIER ASSEMBLY	1	
14	107-24741-00-00	PAD, SEAT	2	
15	24W-23450-00-00	KNOB, HANDLEBAR	2	
16	90480-10258-00	GROMMET	2	
17	24W-2483H-00-00	BAND	2	
18	90560-06243-00	SPACER	2	
19	90119-06046-00	BOLT, WITH WASHER	2	
20	24W-24867-00-00	HOOK	1	
21	24W-24819-00-00	STAY, REAR	2	
22	97011-10020-00	BOLT	2	
23	92990-10100-00	LOCKWASHER	2	
24	92990-10600-00	WASHER, PLATE	2	
25	97313-08018-00	BOLT, HEXAGON (97301-08016)	4	
26	92990-08100-00	WASHER	4	
27	92901-08600-00	WASHER	4	

CONTINUED ON NEXT FRAME ►

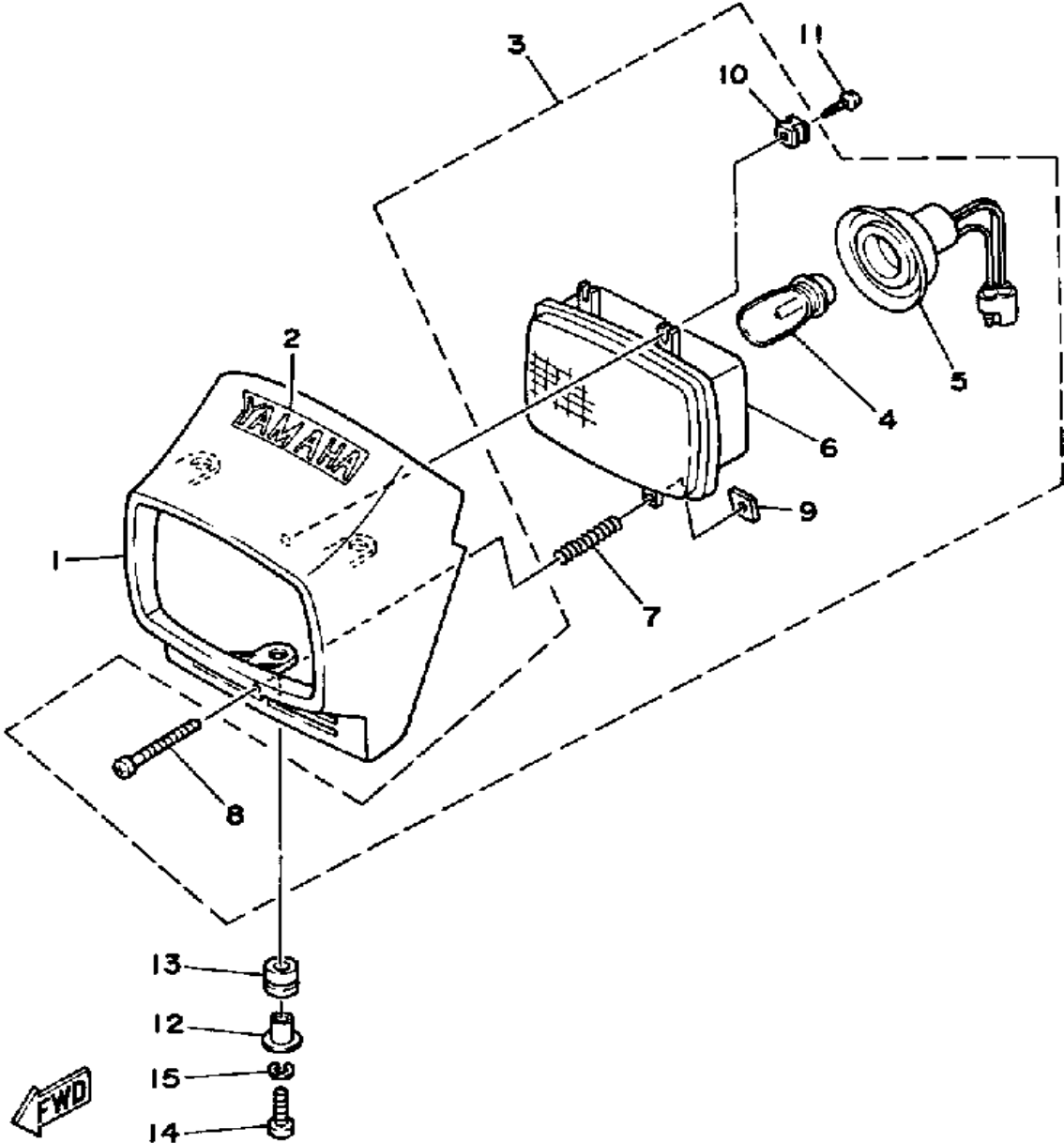
# BUMPER



Ref. No.	Part Number	Description	Qty	Remarks
28	59V-28100-00-00	TOOL KIT (24W-28100-00)	1	
29	1T2-21107-00-00	TOOL BOX	1	
30	24W-24183-00-00	DAMPER, LOCATING 3	1	
31	90159-06060-00	SCREW, WITH WASHER	1	
32	98580-06040-00	SCREW, pan head (92501-06040-00)	1	
33	90201-06050-00	WASHER, PLATE	2	
34	95601-06100-00	NUT, U	1	

52G100-5340

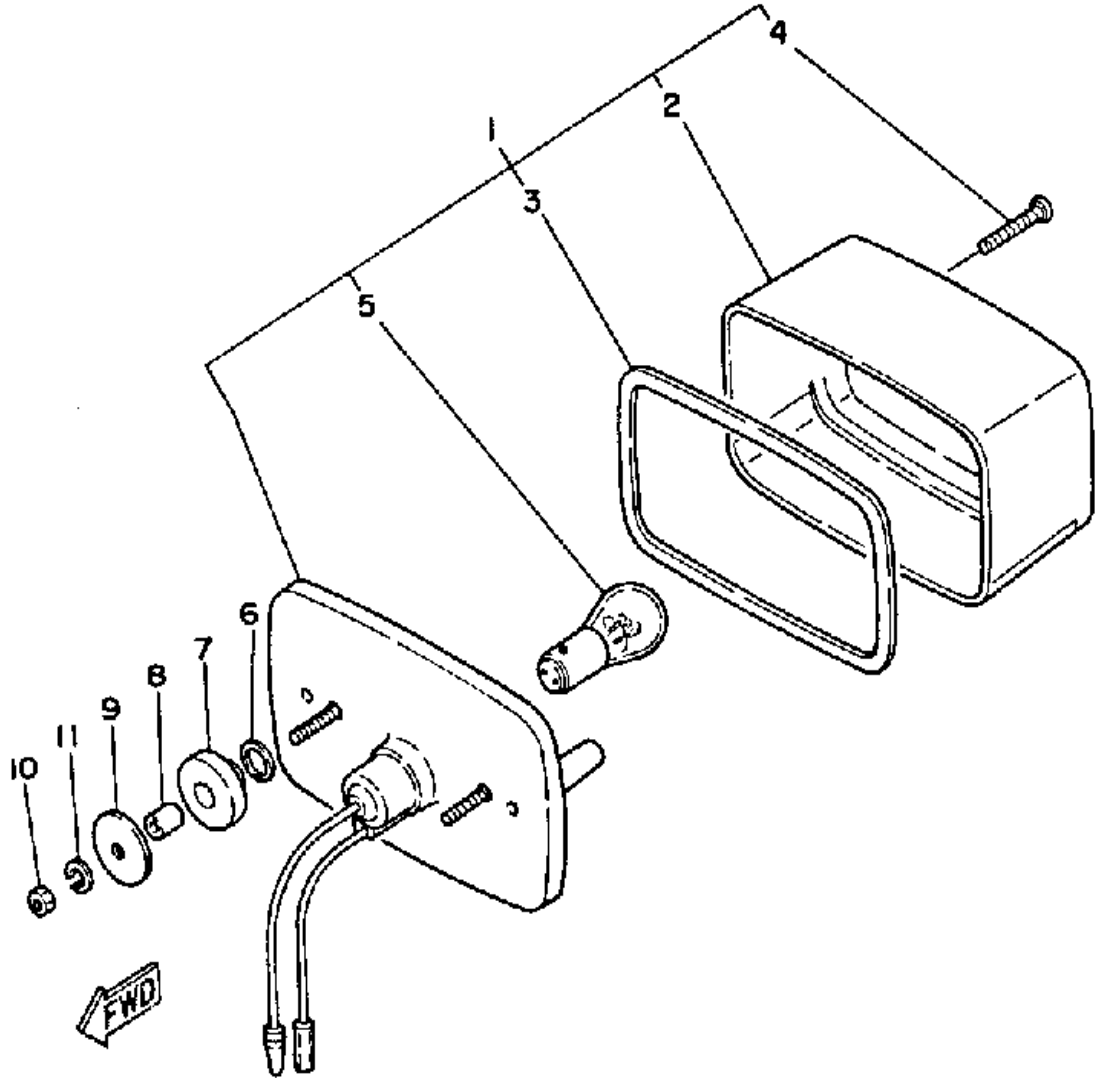
# HEADLIGHT



Ref. No.	Part Number	Description	Qty	Remarks
1	21V-84311-00-00	BODY, HEADLIGHT .....	1	COMPETITION YELLOW
2	24W-23395-30-00	EMBLEM .....	1	
3	(21V-84310-00-00)	HEADLIGHT UNIT ASSEMBLY .	1	
4	21V-84314-00-00	. BULB, HEAD LIGHT (12V-45/45W) .....	1	
5	21V-84312-00-00	. SOCKET .....	1	
6	21V-84320-00-00	. LENS ASSEMBLY .....	1	
7	21V-84335-00-00	. SPRING .....	1	
8	1M1-84524-60-00	. SCREW, LENS FITTING .....	1	
9	21V-84334-00-00	. NUT, ADJUSTING .....	1	
10	21V-84316-00-00	. NUT, BODY FITTING .....	2	
11	97702-40614-00	SCREW, TAPPING .....	2	
12	90387-060G8-00	COLLAR .....	3	
13	90480-14412-00	GROMMET .....	3	
14	98580-06030-00	SCREW PAN HEAD .....	3	
15	92995-06100-00	WASHER, SPRING .....	3	

21V110-3330

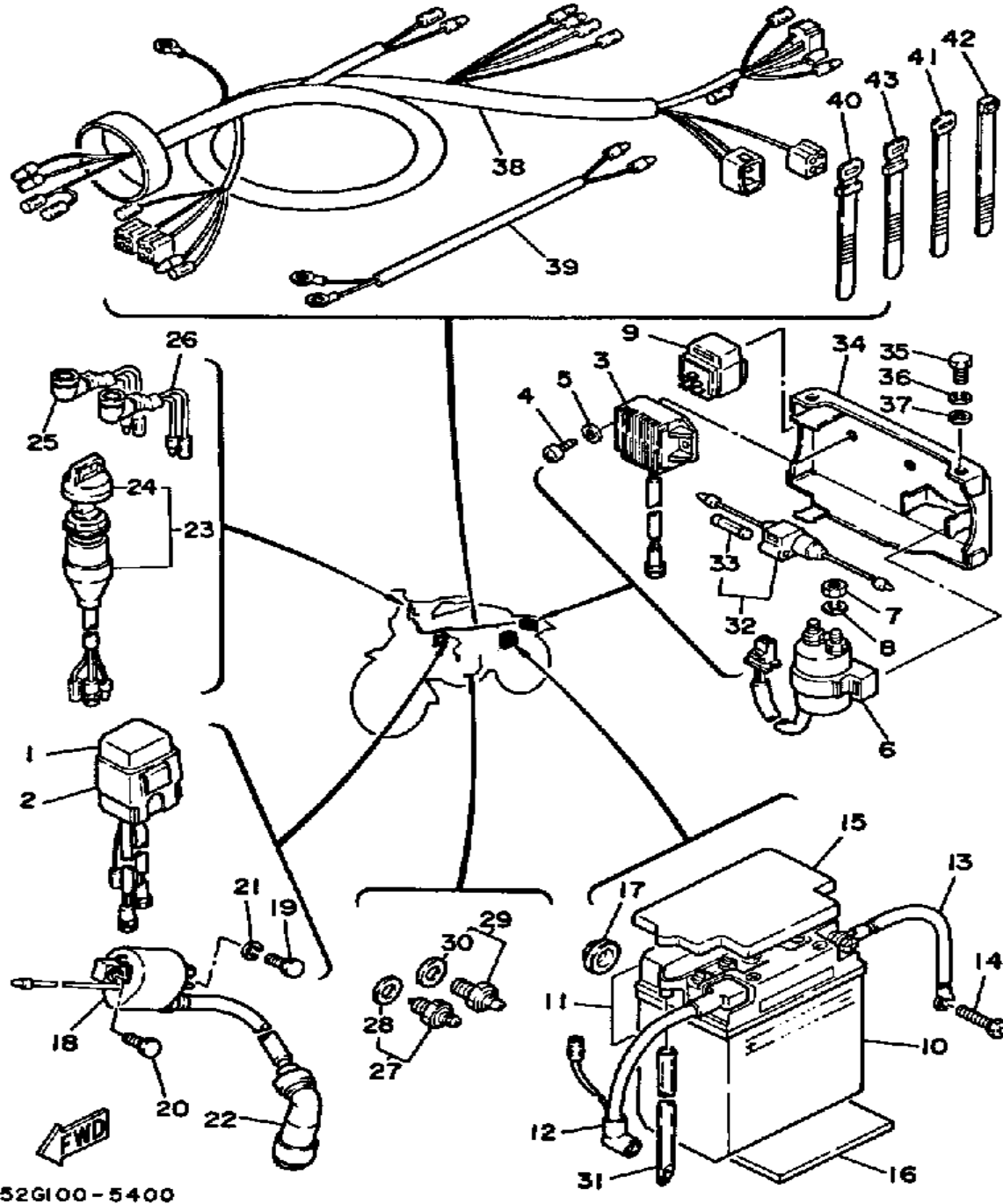
# TAILLIGHT



Ref. No.	Part Number	Description	Qty	Remarks
1	52H-84710-00-00	TAILLIGHT UNIT ASSEMBLY ..	1	
2	21V-84721-00-00	. LENS, TAILLIGHT .....	1	
3	1K8-84523-00-00	. GASKET, LENS .....	1	
4	97780-40130-00	. SCREW, PANHEAD TAPPING (97701-40130-00) .....	2	
5	256-84714-61-00	. BULB (12V-27/8W) .....	1	
6	90202-14077-00	WASHER, PLATE .....	2	
7	90480-14088-00	GROMMET .....	2	
8	90560-07007-00	SPACER .....	2	
9	90201-06074-00	WASHER, PLATE .....	2	
10	95380-06600-00	NUT .....	2	
11	92995-06100-00	WASHER, SPRING .....	2	

21V110-3340

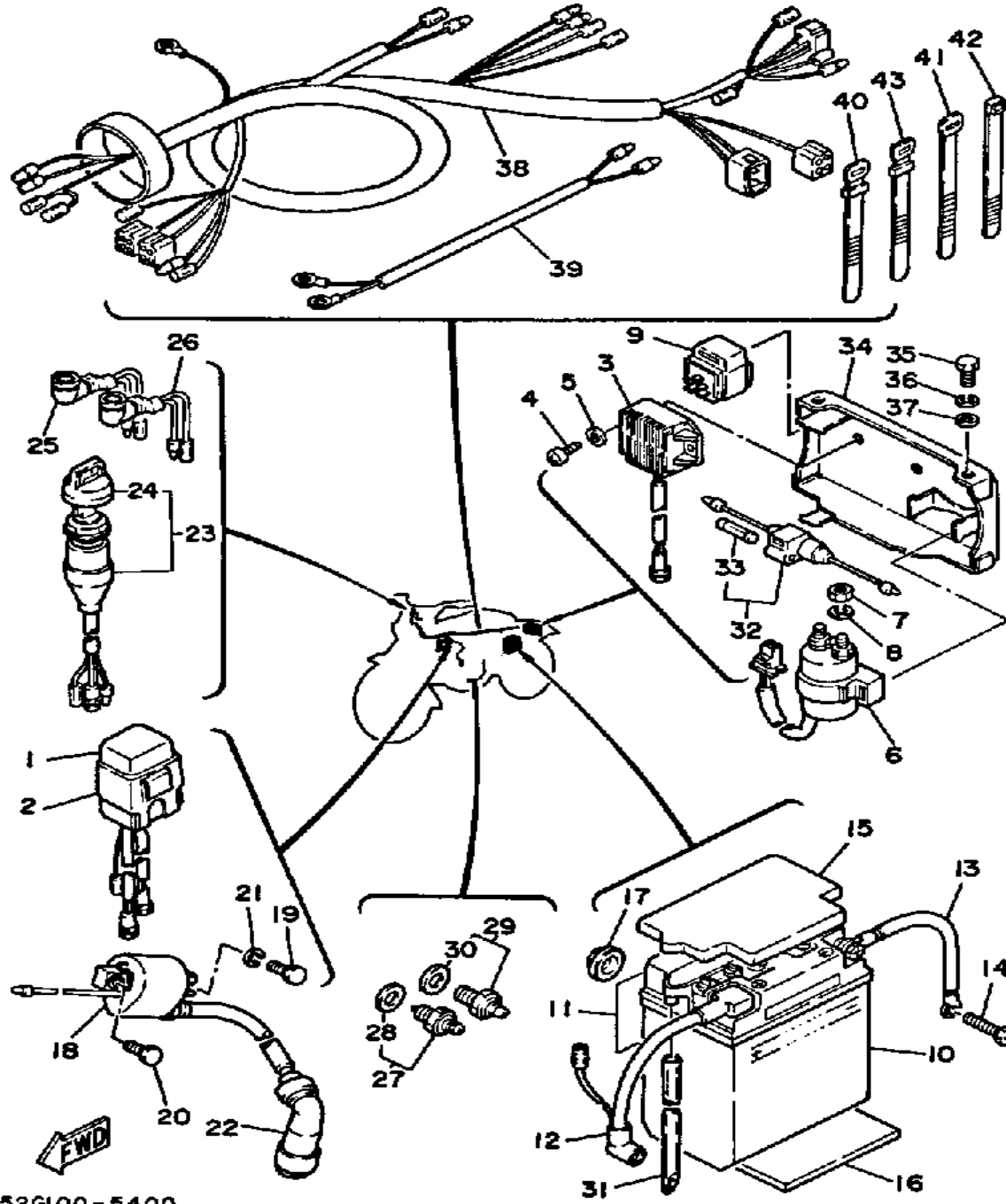
# ELECTRICAL 1



Ref. No.	Part Number	Description	Qty	Remarks
1	24W-85540-20-00	CDI UNIT ASSEMBLY	1	
2	2A7-85546-00-00	BAND	1	
3	29U-81960-90-00	RECTIFIER/REG ASSYREGULATOR ASSEMBLY	1	
4	98503-06014-00	SCREW, PAN HEAD (92502-06016)	2	
5	90201-061A5-00	WASHER, PLATE	2	
6	3AY-81940-00-00	STARTER RELAY ASSEMBLY	1	
7	95380-06700-00	NUT	2	
8	92995-06100-00	WASHER, SPRING	2	
9	25G-81950-01-00	RELAY ASSEMBLY	1	
10	BTG-GM14A-Z4-00	UNAVAILABLE IN PRICE BOOK (24W-82110-60)	1	
11	118-82141-09-00	LABEL, BATTERY	1	
12	5H0-82115-00-00	WIRE, PLUS LEAD	1	
13	29U-82116-00-00	WIRE, MINUS LEAD	1	
14	90153-06034-00	SCREW, HEXAGON	1	
15	24W-82129-00-00	COVER, BATTERY	1	
16	5X2-24183-00-00	DAMPER, LOCATING 3	1	
17	371-82121-00-00	PAD, BATTERY	3	
18	1UY-82310-41-00	IGNITION COIL ASSEMBLY	1	
19	90109-06723-00	BOLT	1	
20	97023-06020-00	BOLT (3XF)	1	
21	92995-06100-00	WASHER, SPRING	1	
22	1UY-82370-20-00	PLUG CAP ASSEMBLY	1	
23	52G-82510-00-00	MAIN SWITCH ASSEMBLY	1	
24	24W-82579-00-00	. CAP, KEY	1	
25	123-83516-21-00	. BULB (12V-3.4W)	1	
	24W-83530-00-00	PILOT LIGHT ASSEMBLY	1	
26	123-83516-21-00	. BULB (12V-3.4W)	1	

CONTINUED ON NEXT FRAME ►

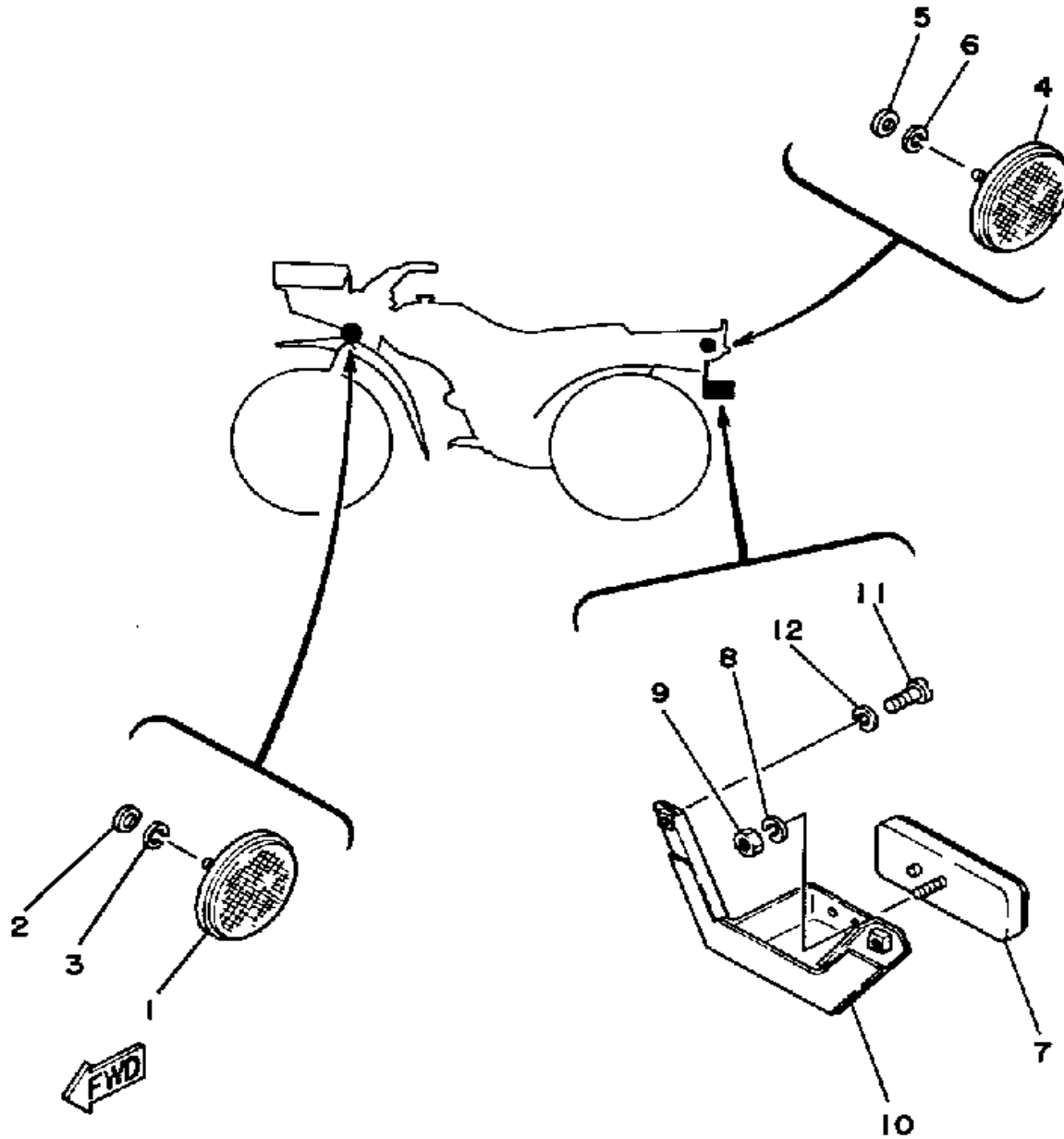
# ELECTRICAL 1



52G100-5400

Ref. No.	Part Number	Description	Qty	Remarks
26	52G-83530-00-00	PILOT LIGHT ASSEMBLY . . . .	1	
27	24W-82540-00-00	NEUTRAL SWITCH ASSEMBLY	1	
28	90430-10171-00	. GASKET . . . . .	1	
29	136-82540-00-00	NEUTRAL SWITCH ASSEMBLY	1	
30	37R-82543-00-00	. GASKET . . . . .	1	
31	3L5-82112-00-00	PIPE, BREATHER . . . . .	1	
32	29U-82150-00-00	FUSE HOLDER ASSEMBLY . . .	1	
33	1E6-82151-00-00	. FUSE (10A) . . . . .	2	
34	(24W-83602-00-00)	ELECTRIC PANEL CMP . . . . .	1	
35	97011-06010-00	BOLT . . . . .	2	
36	92995-06100-00	WASHER, SPRING . . . . .	2	
37	90201-061A5-00	WASHER, PLATE . . . . .	2	
38	52G-82590-60-00	WIRE HARNESS ASSEMBLY . .	1	
39	52G-82541-00-00	WIRE, LEAD . . . . .	1	
40	437-83936-11-00	BAND, SWITCH CORD . . . . .	3	
41	437-83936-01-00	BAND, SWITCH CORD . . . . .	2	
42	12R-82591-00-00	BAND . . . . .	1	
43	25G-83936-01-00	BAND, SWITCH CORD . . . . .	2	

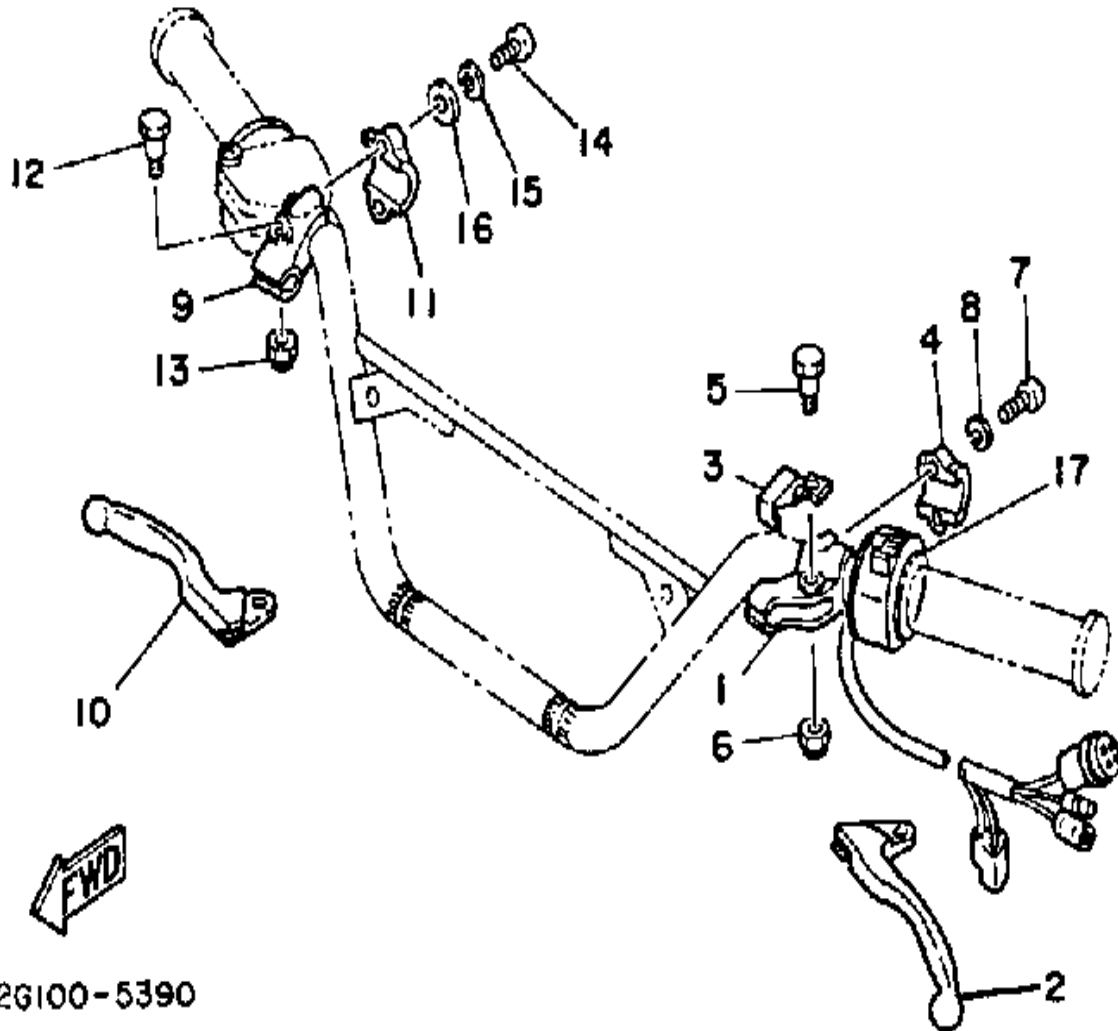
# ELECTRICAL 2



24W171-3390

Ref. No.	Part Number	Description	Qty	Remarks
1	2EK-85111-00-00	REFLECTOR, FRONT 1	2	
2	92990-05200-00	WASHER, PLAIN	2	
3	92990-05100-00	WASHER, SPRING	2	
4	449-85131-02-00	REFLECTOR, REAR 1	2	
5	92990-05200-00	WASHER, PLAIN	2	
6	92990-05100-00	WASHER, SPRING	2	
7	3Y6-85130-02-00	REAR REFLECTOR ASSEMBLY	1	
8	92990-05100-00	WASHER, SPRING	1	
9	95380-05600-00	NUT	1	
10	(5V6-85152-01-00)	BRACKET 3	1	
11	98580-06012-00	SCREW, PAN HEAD	2	
12	92995-06100-00	WASHER, SPRING	2	

# HANDLE SWITCH-LEVER



52G100-5390

Ref. No.	Part Number	Description	Qty	Remarks
1	5F6-82911-00-00	HOLDER, LEVER 1	1	
2	23X-83912-00-00	LEVER 1	1	
3	3X3-83965-00-00	LEVER, LOCK	1	
4	4V4-82913-00-00	HOLDER, LEVER LOWER 1	1	
5	2H7-83945-00-00	BOLT, LEVER	1	
6	95601-06100-00	NUT, U	1	
7	98506-05020-00	SCREW, PAN HEAD	2	
8	92906-05100-00	WASHER, SPRING	2	
9	38V-82921-00-00	HOLDER, LEVER 2	1	
10	23X-83922-00-00	LEVER 2	1	
11	38V-82913-00-00	HOLDER, LEVER LOWER 1	1	
12	90109-06797-00	BOLT	1	
13	95601-06100-00	NUT, U	1	
14	98506-05018-00	SCREW, PAN HEAD	2	
15	92906-05100-00	WASHER, SPRING	2	
16	90201-08083-00	WASHER, PLATE	1	
17	24W-83973-09-00	SWITCH, HANDLE 3	1	

# TOP END GASKET KIT

Ref. No.	Part Number	Description	Qty	Remarks
17	(21V-W0001-90-00)	GASKTKIT TE BW200S .....		
	1NU-11181-00-00	. GASKET, CYLINDER HEAD 1	1	
	4BE-14613-00-00	. GASKET, EXHAUST PIPE ...	1	
	4CS-11351-00-00	. GASKET CYLINDER .....	1	
	5H0-12119-00-00	. SEAL, VALVE STEM .....	2	
	90430-06014-00	. GASKET .....	2	
	90430-14131-00	. GASKET .....	1	
	93210-09350-00	. O-RING .....	1	
	93210-13361-00	. O-RING .....	1	
	93210-16629-00	. O-RING .....	2	
	93210-34474-00	. O-RING .....	1	SEE NOTE 1
	93210-35537-00	. O-RING .....	1	SEE NOTE 2
	93210-57634-00	. O-RING .....	2	
	93210-71470-00	. O-RING (93210-72529-00) ....	1	
	93211-05471-00	. O-RING .....	1	

# YTM200ERN

## 1985 SERVICE DATA

<b>MODEL - IBM I.D. NUMBER</b>	YTM200ERN	52G
Initial Engine Number / Frame Number	52G-000101 / JY352G00( )FC000101	
Fuel Type / Total Fuel Tank Capacity / Reserve Cap.	Regular / 9.0 Lit / 1.9 Lit	

<b>ENGINE TYPE</b>	4-Stroke, SOHC
Bore / Stroke / Number Cylinders / Displacement	67.0mm / 55.7mm / 1 / 196cc
Compression Ratio/Compression Pressure Min~Max	8.5:1 / 8.0 ~ 10.5 kg/cm <sup>2</sup>
Piston Skirt Clearance New / Max	0.025 ~ 0.045mm / 0.10mm
Ring End Gap Top / 2nd / 3rd	0.15 ~ 0.35mm / 0.15 ~ 0.35mm / 0.3 ~ 0.9mm
Valve Clearance (Cold) Intake / Exhaust	0.05 ~ 0.09mm / 0.11 ~ 0.15mm
Oiling System	Wet Sump
Capacity: Dry	1800cc
Oil and Filter Change	1500cc
Oil Change Only	1500cc
Lubricant: Temp Above 5°C (40°F)	Yamalube 4* or SAE 20W40 SE or SF
Temp Below 15°C (60°F)	SAE 10W30 SE or SF
Cooling System / Capacity	Air / ϕ
Coolant Type / Mixing Ratio	ϕ / ϕ

<b>AUTOLUBE - Min Stroke / Color Code</b>	ϕ
Minimum Output @ 200 Cycles	ϕ
Maximum Output @ 200 Cycles	ϕ

<b>CARBURETOR - Manufacturer / Type / I.D. Number</b>	Mikuni / VM22SH / 24W-01
Main Jet / Pilot Jet / Pilot Screw (Turns Out)	112.5 / 25 / 1 1/2 ~ 2 1/2
Needle Jet / Jet Needle-Clip Position	N-6 / 4H23-3
Slide Cutaway	4.0
Float Level / Fuel Level	21.5 ± 0.5mm / 3.0 ± 1.0mm
Idle rpm	1400 ± 50 rpm
Max CO <sub>e</sub> / Max HC <sub>e</sub> / Set CO	ϕ / ϕ / 4.0%

<b>SUSPENSION</b>	
Front: Inner Tube Diameter	30mm
Oil Type / Level / Qty	10 Wt. Fork Oil* / ϕ / 193cc
Gas Pressure Min ~ Max / Standard	ϕ
Spring Length Standard	405.1mm
Rear: Gas Pressure Min ~ Max / Standard	ϕ
Minimum Brake Lining Thickness Front / Rear	2.0mm / 1.5mm
Tire Size (Nominal Pressure) Front / Rear	25" x 12-9" (0.15 kg/cm <sup>2</sup> ) / 25" x 12-9" (0.15 kg/cm <sup>2</sup> )

<b>TRANSMISSION - Oil Type / Qty Change / Qty Dry</b>	See ENGINE Above
Secondary Drive Type / Teeth / Chain	Shaft Drive / 19-18 x 46-11 / ϕ
Middle Gear Case Capacity	ϕ
Final Gear Case Capacity	130cc
Gear Case Lubricant	SAE 80W90 Hypoid Gear Oil GL-4

SERVICE COPY	SER MGR	MECH	MECH	MECH	BINDER
OFFICE COPY	GEN MGR	SALES	PARTS	BINDER	PAGE 1 OF 2

<b>CHARGING SYSTEM</b>	Flywheel Magneto
Battery: Model / Specific Gravity / Charge Rate	GM14AZ-4A (12V14AH) / 1.280 / 1.4A
Maximum Output	5A @ 8000 rpm
Field Coil Color Code / Ω	ϕ
Stator Coil Color Code / Ω	ϕ
Charge Coil Color Code / Ω	Wht ~ Blk / 0.4Ω ± 10%

<b>IGNITION SYSTEM</b>	Capacitor Discharge Ignition
Ignition Timing	10° @ 1000 rpm Full Adv: 30° @ 6000 rpm
Spark Plug Type	NGK D7EA or ND X22ES-U
Spark Plug Gap / Torque / Cap Ω	0.6 ~ 0.7mm / 2.0 m·kg / 10KΩ
Point Gap / Condenser Capacitance	ϕ
Ignition Coil Test Gap / Primary Ω / Secondary Ω	6mm / 0.85Ω ± 15% / 5.9KΩ ± 15%
Pulser Coil or Pickup Coil Color Code / Ω	Wht-Red ~ Wht-Grn / 196Ω ± 10%
Source Coil Color Code / Ω	Brn ~ Blk / 381Ω ± 10%

<b>LIGHTING SYSTEM</b>	
Headlight / Taillight / Signal Rating	12V45-45W / 12V8W / ϕ
Lighting Coil Color Code / Ω	Yel-Red ~ Blk / 0.34Ω ± 10%

<b>TORQUE VALUES</b>	
Front Axle Nut	M14: 5.0 m·kg
Front Axle Holder Nut	ϕ
Rear Axle Nut	M20: 13.0 m·kg
Rear Axle Pinch Bolt	ϕ
Clutch Nut	M14: 5.0 m·kg
Drain Plug	M35: 4.3 m·kg
Flywheel Nut	NA
Cylinder Head Cover	ϕ
Cylinder Head:	M8: 2.2 m·kg
Engine Mounting Bolts: Upper	M8: 3.3 m·kg
Front	M8: 3.3 m·kg
Rear, Upper	M8: 4.4 m·kg
Rear, Lower	M8: 4.4 m·kg

ϕ = Does Not Apply to This Model  
 NA = Information Not Available

\* = Available from YPDI  
 Ⓢ = For Diagnostic Use Only

**SERVICE LITERATURE**

PUBLICATION	PART NUMBER	REMARKS
Owner's Manual	LIT-11626-04-14	
Service Manual	LIT-11616-04-14	Supp. to YTM200EK
Assembly Manual	LIT-11666-04-14	Supp. to YTI/YTM Basic Assembly Manual (03-88)

TRI-MOTO	DATE 3/16/84	BUL T84-003
----------	--------------	-------------

<b>CHARGING SYSTEM</b>		Flywheel Magneto
Battery: Model / Specific Gravity / Charge Rate	GM14AZ-4A (12V14AH) / 1.280 / 1.4A	
Maximum Output	5A @ 8000 rpm	
Field Coil Color Code / $\Omega$	$\phi$	
Stator Coil Color Code / $\Omega$	$\phi$	
Charge Coil Color Code / $\Omega$	Wht ~ Blk / 0.4 $\Omega$ $\pm$ 10%	

<b>IGNITION SYSTEM</b>		Capacitor Discharge Ignition
Ignition Timing	10° @ 1000 rpm Full Adv: 30° @ 6000 rpm	
Spark Plug Type	NGK D7EA or ND X22ES-U	
Spark Plug Gap / Torque / Cap $\Omega$	0.6 ~ 0.7mm / 2.0 m-kG / 10K $\Omega$	
Point Gap / Condenser Capacitance	$\phi$	
Ignition Coil Test Gap / Primary $\Omega$ / Secondary $\Omega$	6mm / 0.85 $\Omega$ $\pm$ 15% / 5.9K $\Omega$ $\pm$ 15%	
Pulser Coil or Pickup Coil Color Code / $\Omega$	Wht-Red ~ Wht-Grn / 196 $\Omega$ $\pm$ 10%	
Source Coil Color Code / $\Omega$	Brn ~ Blk / 381 $\Omega$ $\pm$ 10%	

<b>LIGHTING SYSTEM</b>		
Headlight / Taillight / Signal Rating	12V45-45W / 12V8W / $\phi$	
Lighting Coil Color Code / $\Omega$	Yel-Red ~ Blk / 0.34 $\Omega$ $\pm$ 10%	

<b>TORQUE VALUES</b>		
Front Axle Nut	M14: 5.0 m-kG	
Front Axle Holder Nut	$\phi$	
Rear Axle Nut	M20: 13.0 m-kG	
Rear Axle Pinch Bolt	$\phi$	
Clutch Nut	M14: 5.0 m-kG	
Drain Plug	M35: 4.3 m-kG	
Flywheel Nut	NA	
Cylinder Head Cover	$\phi$	
Cylinder Head:	M8: 2.2 m-kG	
Engine Mounting Bolts: Upper	M8: 3.3 m-kG	
Front	M8: 3.3 m-kG	
Rear, Upper	M8: 4.4 m-kG	
Rear, Lower	M8: 4.4 m-kG	

$\phi$  = Does Not Apply to This Model  
NA = Information Not Available

\* = Available from YPDI  
 $\oplus$  = For Diagnostic Use Only

**SERVICE LITERATURE**

PUBLICATION	PART NUMBER	REMARKS
Owner's Manual	LIT-11626-04-14	
Service Manual	LIT-11616-04-14	Supp. to YTM200EK
Assembly Manual	LIT-11666-04-14	Supp. to YT/YTM Basic Assembly Manual (03-88)