

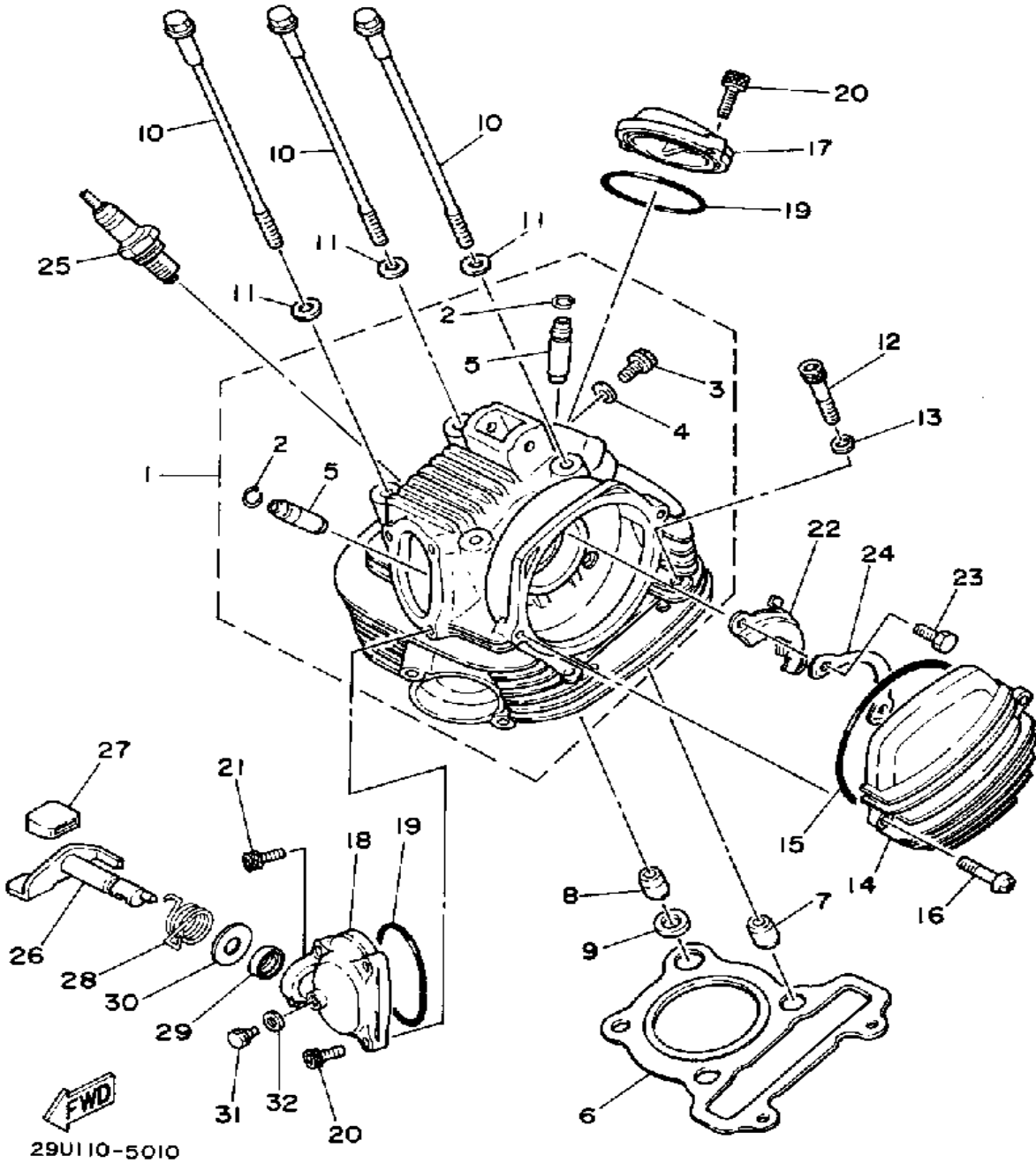
**YAMAHA**

**GENUINE**

**PARTS CATALOGUE**

**ALL TERRAIN VEHICLE**

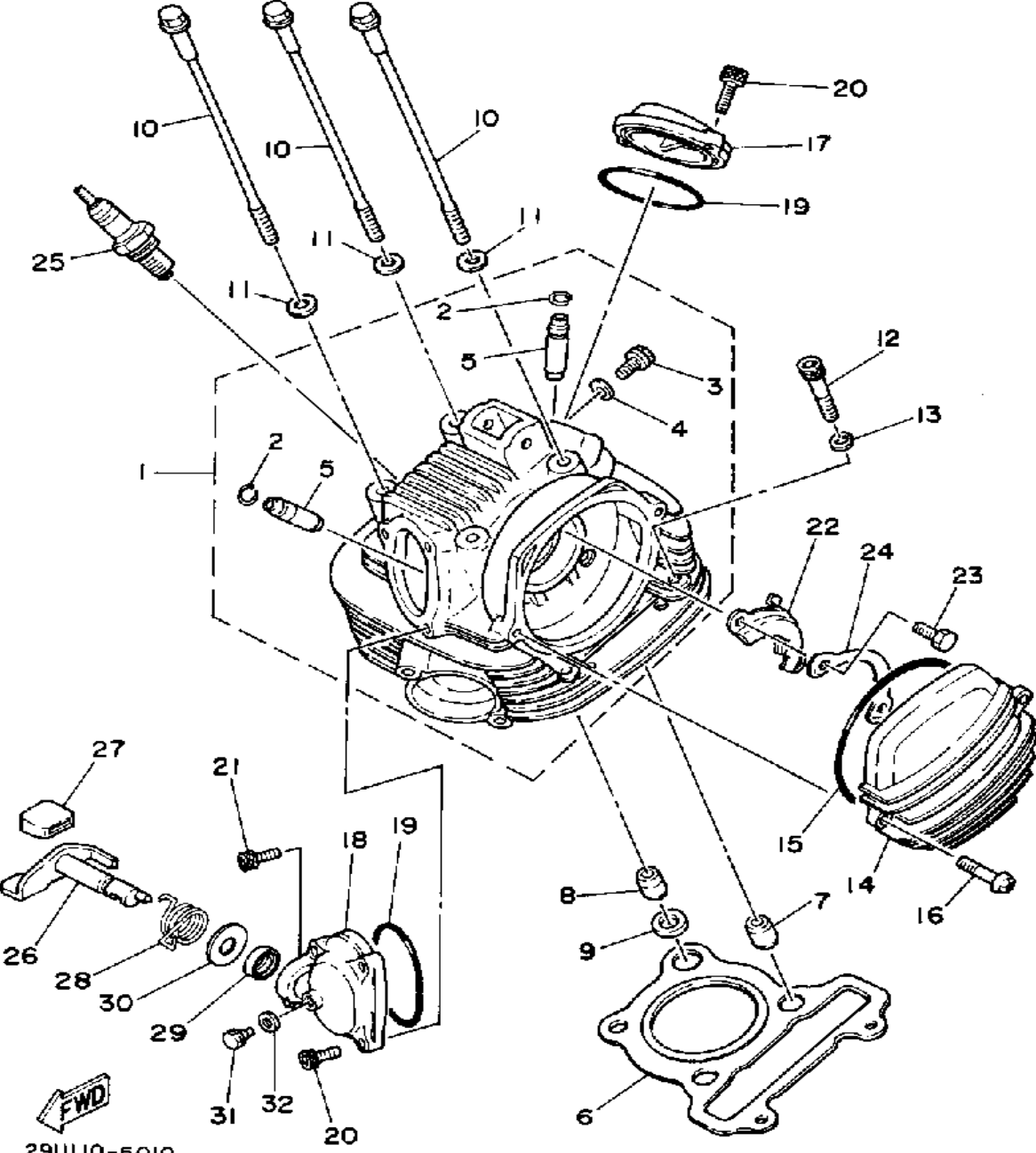
# CYLINDER HEAD



Ref. No.	Part Number	Description	Qty	Remarks
1	15A-11110-01-00	CYLINDER HEAD ASSEMBLY	1	
2	93440-10085-00	. CIRCLIP	2	
3	90153-06045-00	. SCREW, HEXAGON	1	
4	90430-06014-00	. GASKET	1	
5	5H0-11133-10-00	. GDE, INTK VLV 1 O/S	2	
6	59V-11181-00-00	GASKET, CYLINDER HEAD 1	1	
7	99530-14016-00	PIN, DOWEL	2	
8	99510-12016-00	PIN, DOWEL	1	
9	90430-12186-00	GASKET	1	
10	90105-08195-00	BOLT, WASHER BASED	4	
11	90201-080L7-00	WASHER, PLATE	4	
12	91316-08045-00	BOLT, SOCKET HEAD	2	
13	90201-087K2-00	WASHER, PLATE	2	
14	15A-11185-00-00	CVR, CYLINDER HD SIDE 1SIDE 1	1	
15	93211-05471-00	O-RING	1	
16	98516-06020-00	SCREW, PAN HEAD	2	
17	15A-11186-00-00	COVER, CYLINDER.HEAD 2SIDE 2	1	
18	21V-11187-01-00	COVER, CYLINDER.HEAD 3SIDE 3	1	
19	93210-57634-00	O-RING	2	
20	91316-06018-00	BOLT, SOCKET HEAD	4	
21	90109-06717-00	BOLT	1	
22	5H0-1111F-00-00	PLATE	1	
23	97013-06012-00	BOLT	2	
24	90215-06184-00	WASHER, LOCK	1	
25	NGK-D7EA0-00-00	PLUG, SPARK (NGK D7EA)	1	U.R.
26	24W-12288-00-00	CAM, DCOMP	1	
27	24W-12275-00-00	COVER, DECOM.LEVER	1	

CONTINUED ON NEXT FRAME ►

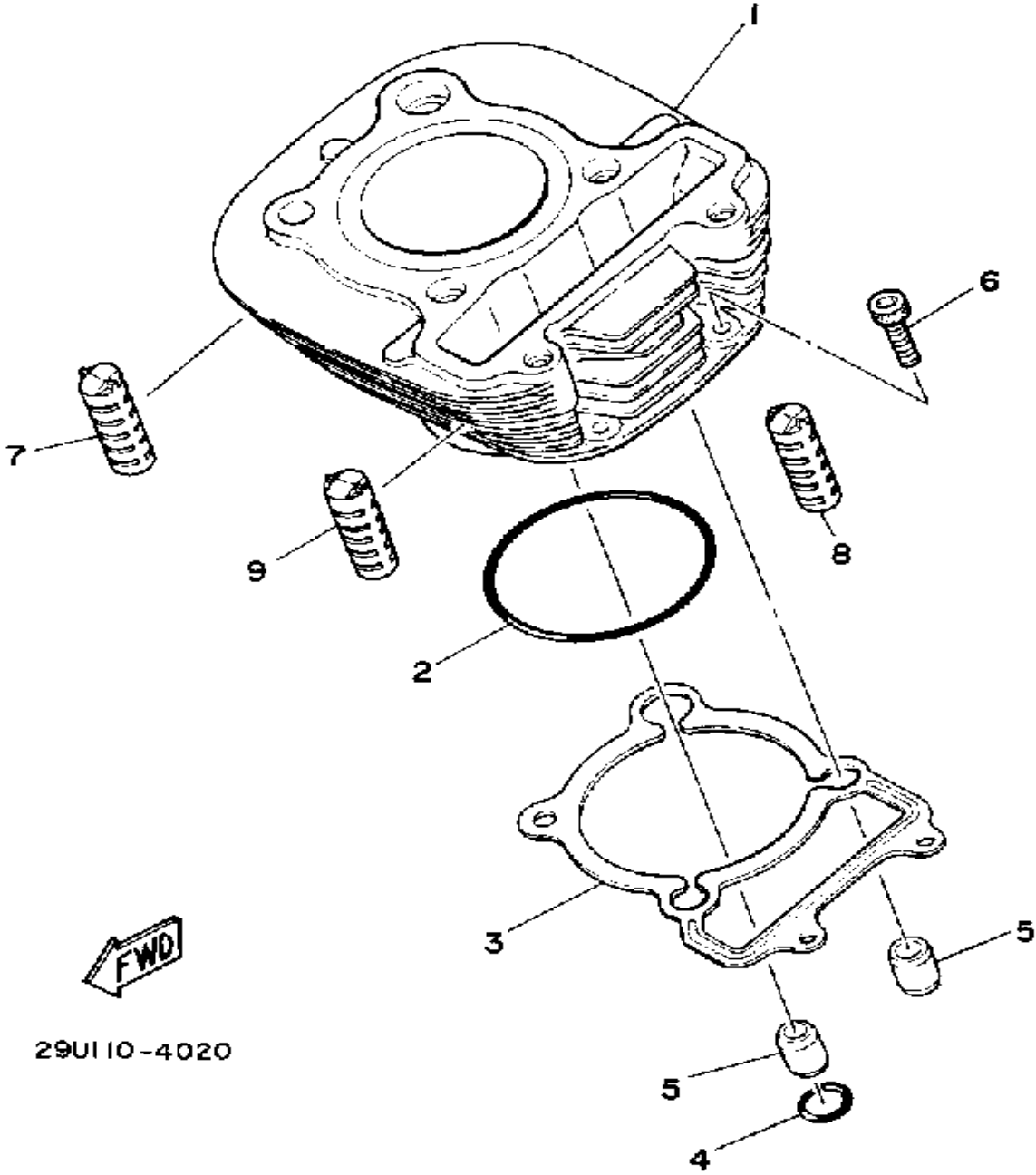
# CYLINDER HEAD



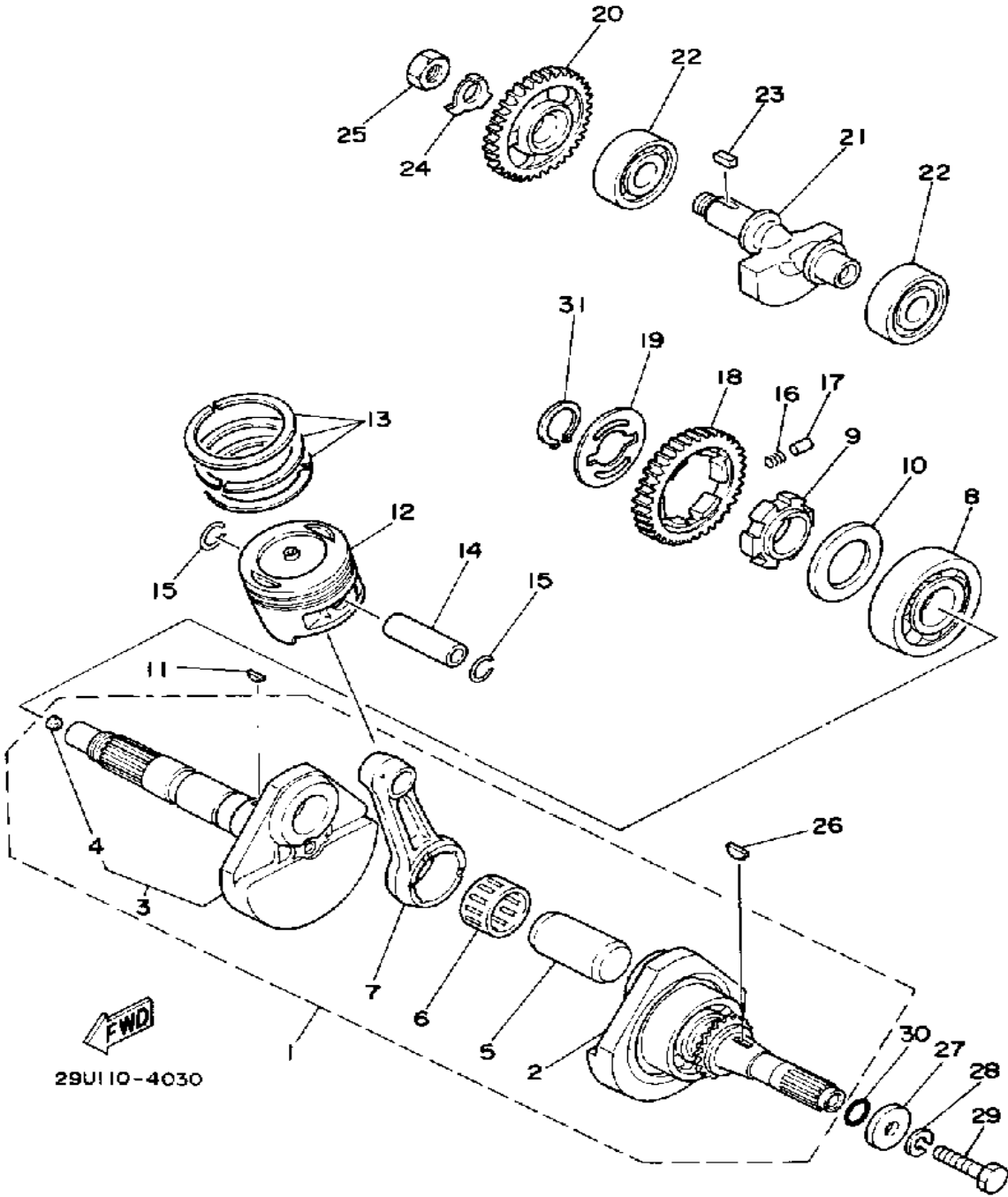
Ref. No.	Part Number	Description	Qty	Remarks
28	90508-12610-00	SPRING, TORSION .....	1	
29	93102-12321-00	OIL SEAL, SD-TYPE .....	1	
30	90201-12588-00	WASHER, PLATE .....	1	
31	90109-06418-00	BOLT .....	1	
32	90430-06014-00	GASKET .....	1	

# CYLINDER

Ref. No.	Part Number	Description	Qty	Remarks
1	29U-11310-03-00	CYLINDER (29U-11310-01)	1	
2	93210-71470-00	O-RING (93210-72529-00)	1	
3	4BD-11351-00-00	GASKET, CYLINDER	1	
4	93210-13361-00	O-RING	1	
5	99530-14016-00	PIN, DOWEL	2	
6	91316-06025-00	BOLT	2	
7	15A-11162-00-00	ABSORBER 2	2	
8	5H0-11161-00-00	ABSORBER 1	2	
9	15A-11162-00-00	ABSORBER 2	1	



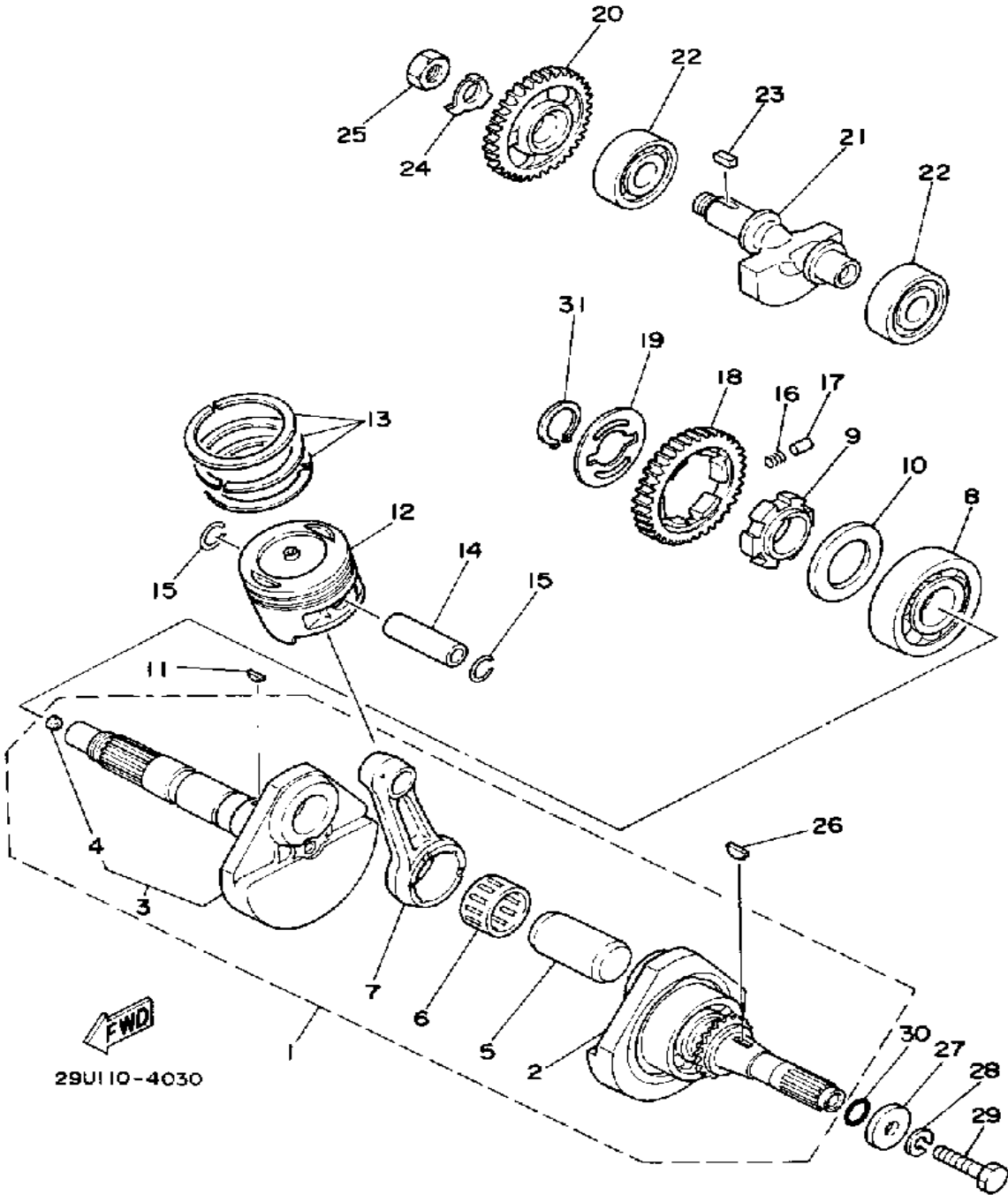
# CRANKSHAFT-PISTON



Ref. No.	Part Number	Description	Qty	Remarks
1	99999-01954-00	CRANKSHAFT ASSEMBLY	1	
2	29U-W1141-00-00	. CRANK 1	1	
3	29U-11422-00-00	. CRANK 2	1	
4	90331-09041-00	.. PLUG	1	
5	5H0-11681-00-00	. PIN, CRANK 1	1	
6	93310-530J3-00	. BEARING	1	
7	29U-11651-00-00	. ROD, CONNECTING	1	
8	93306-30615-00	BEARING (B6306)	1	
9	59V-11496-00-00	BOSS, BUFFER (21V-11496-00)	1	
10	90201-406F4-00	WASHER, PLATE	1	
11	90280-03017-00	KEY, WOODRUFF	1	
12	29U-11631-00-Y0	PISTON STD	1	
	29U-11636-00-00	PISTON 2 O/S 0.0	1	ALTERNATE PART
	29U-11638-00-00	PISTON 4 O/S 1.0	1	ALTERNATE PART
13	29U-11610-00-00	PISTON RING SET (STD)	1	
	29U-11610-20-00	PISTON RING SET (0.50MM O/S)	1	ALTERNATE PART
	29U-11610-40-00	PISTON RING SET (1.00MM O/S)	1	ALTERNATE PART
14	29U-11633-00-00	PIN, PISTON	1	
15	93450-17044-00	CIRCLIP	2	
16	90501-21133-00	SPRING, COMPRESSION	6	
17	93605-10090-00	PIN, DOWEL	3	
18	5H0-11536-00-00	GEAR, DRIVE (38T)	1	
19	90201-266F5-00	WASHER, PLATE	1	
20	5H0-11531-00-00	GEAR, BALANCE WEIGHT (38T)	1	
21	15A-11454-00-00	WEIGHT 1	1	
22	93306-30427-00	BEARING	2	
23	90282-05013-00	KEY, STRAIGHT	1	

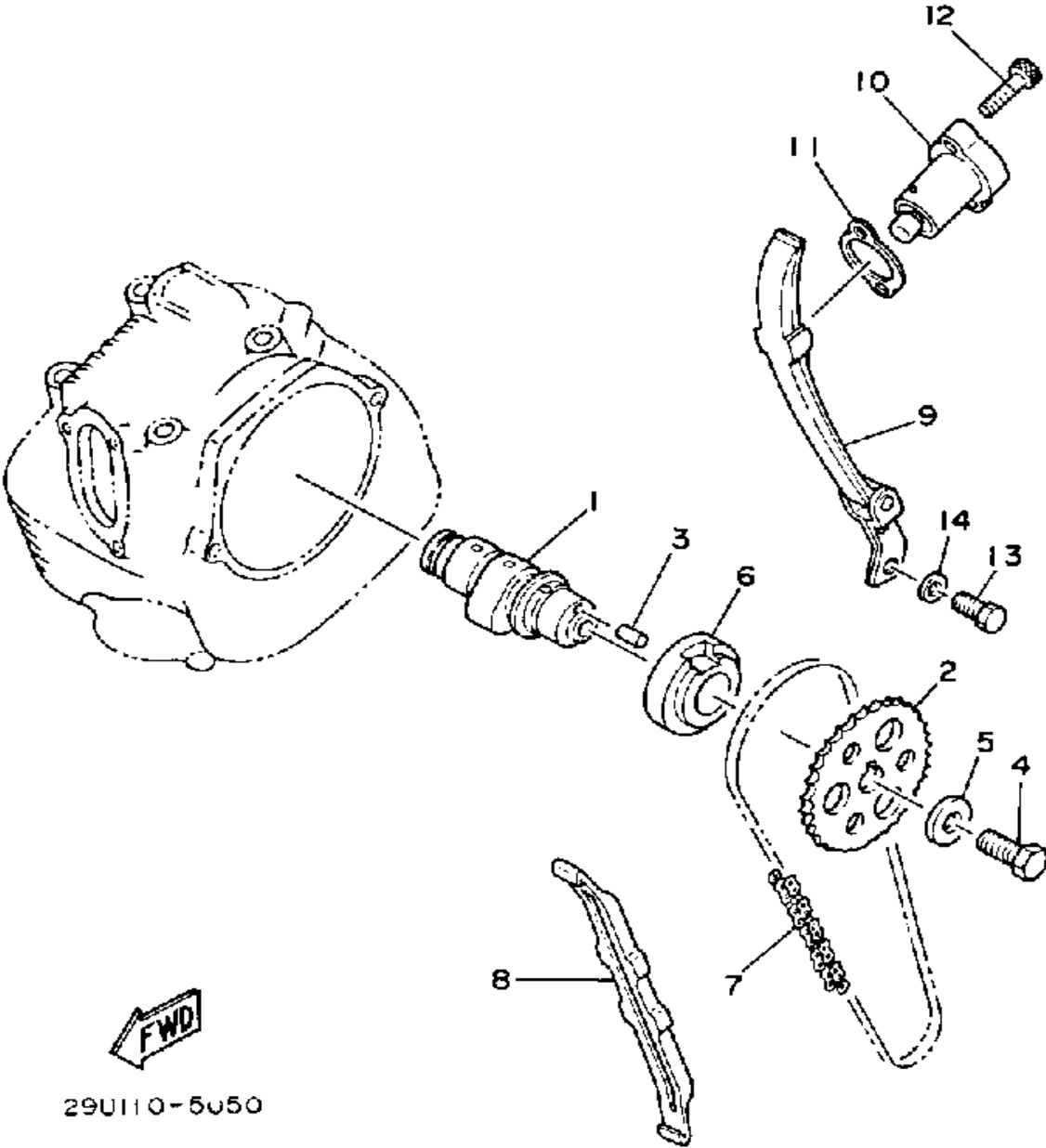
CONTINUED ON NEXT FRAME ►

# CRANKSHAFT-PISTON



Ref. No.	Part Number	Description	Qty	Remarks
24	90215-14205-00	WASHER, LOCK .....	1	
25	90170-14284-00	NUT .....	1	
26	90280-16053-00	KEY, WOODRUFF .....	1	
27	90201-107F8-00	WASHER, PLATE .....	1	
28	92990-10100-00	LOCKWASHER .....	1	
29	90101-10568-00	BOLT .....	1	
30	93210-16290-00	O-RING .....	1	
31	99009-26400-00	CIRCLIP .....	1	

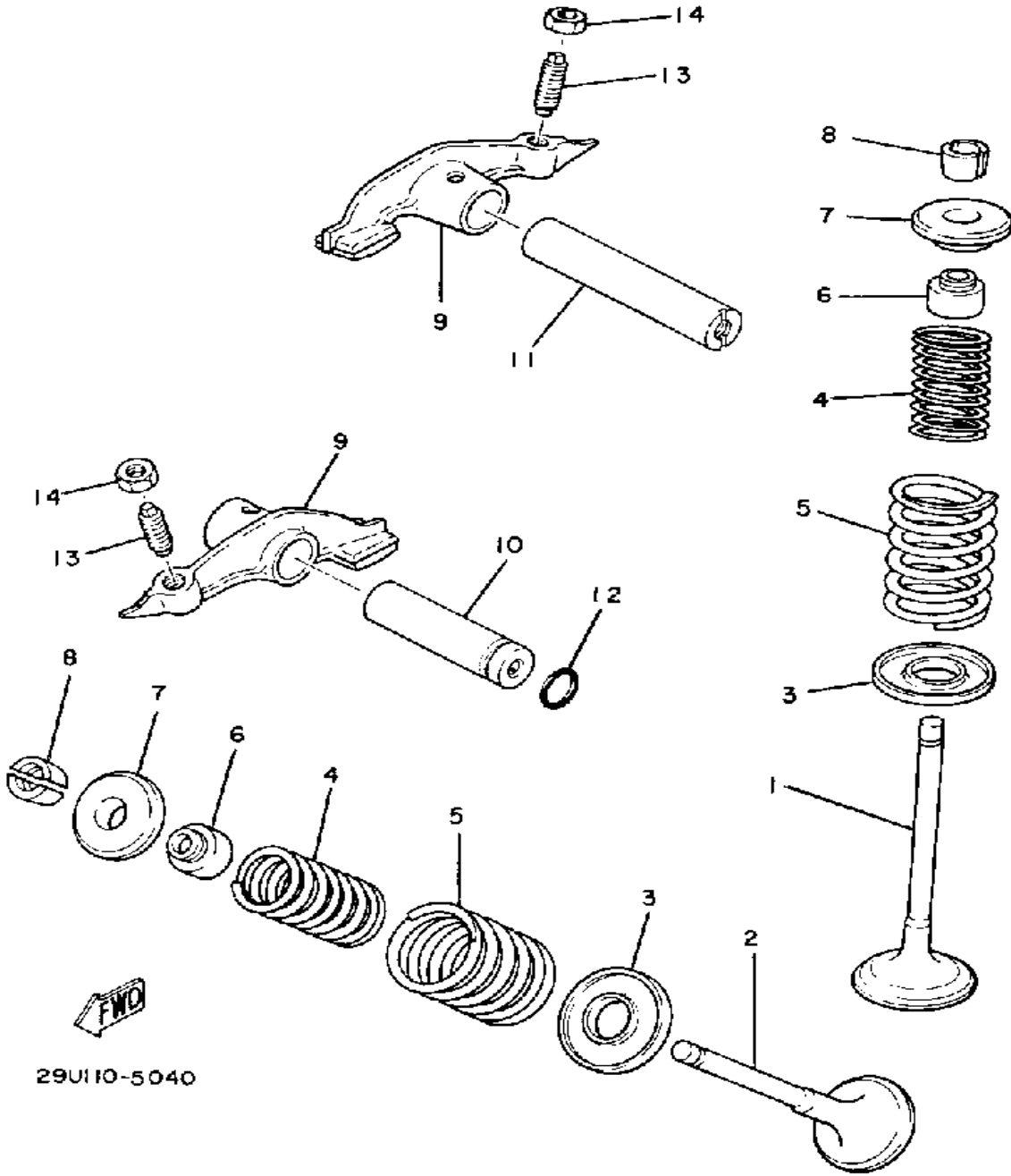
# CAMSHAFT-CHAIN



Ref. No.	Part Number	Description	Qty	Remarks
1	5N0-12171-10-00	CAMSHAFT 1 .....	1	
2	5H0-12176-00-00	SPROCKET, CAM CHAIN (40T)	1	
3	93604-10011-00	PIN, DOWEL .....	1	
4	90101-10303-00	BOLT .....	1	
5	90201-10774-00	WASHER, PLATE .....	1	
6	90387-255F3-00	COLLAR .....	1	
7	94580-41104-00	CHAIN .....	1	
8	5H0-12231-00-00	GUIDE, STOPPER 1 .....	1	
9	5N0-12241-00-00	GUIDE, STOPPER 2 .....	1	
10	2LN-12210-10-00	TENS.ASSEMBLY, CAM CHAINCAM CHAIN .....	1	
11	4BE-12213-00-00	GASKET, TENSIONER CASE ..	1	
12	91316-06025-00	BOLT .....	2	
13	97011-06016-00	BOLT .....	2	
14	90201-061A5-00	WASHER, PLATE .....	2	

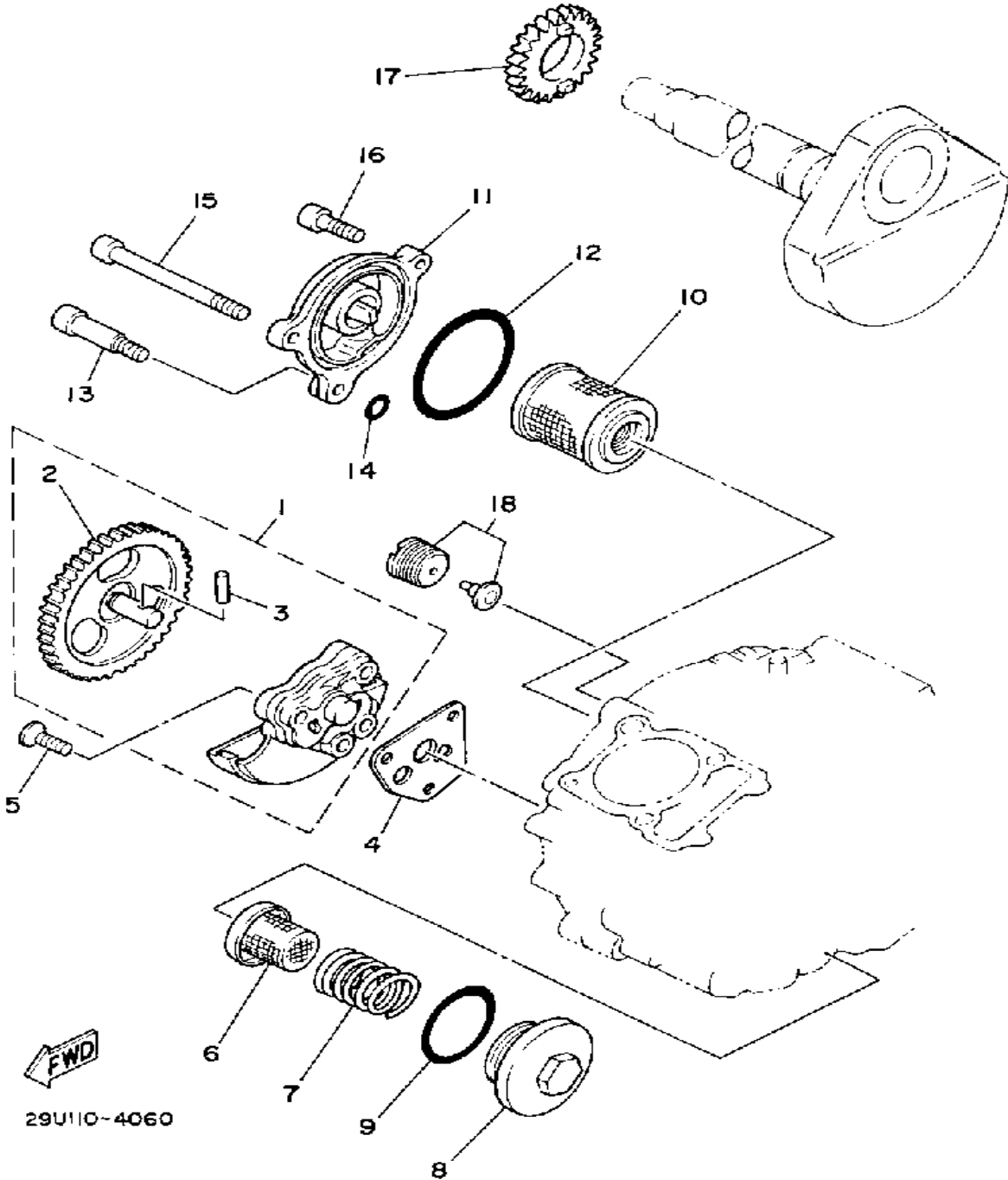
**FWD**  
29U110-5050

# VALVE



Ref. No.	Part Number	Description	Qty	Remarks
1	5H0-12111-00-00	VALVE, INTAKE .....	1	
2	5H0-12121-00-00	VALVE, EXHAUST .....	1	
3	4G0-12116-01-00	SEAT, VALVE SPRING .....	2	
4	4G0-12113-01-00	SPRING, VALVE INNER .....	2	
5	4G0-12114-01-00	SPRING, VALVE OUTER .....	2	
6	5H0-12119-00-00	SEAL, VALVE STEM .....	2	
7	4G0-12117-00-00	RETAINER, VALVE SPRING ..	2	
8	4G0-12118-00-00	COTTER, VALVE .....	4	
9	29U-12151-00-00	ARM, VALVE ROCKER .....	2	
10	5H0-12156-00-00	SHAFT, ROCKER 2 .....	1	
11	5H0-12146-00-00	SHAFT, ROCKER .....	1	
12	93210-09350-00	O-RING .....	1	
13	3Y1-12159-00-00	SCREW, VALVE ADJUSTING ..	2	
14	90170-06128-00	NUT .....	2	

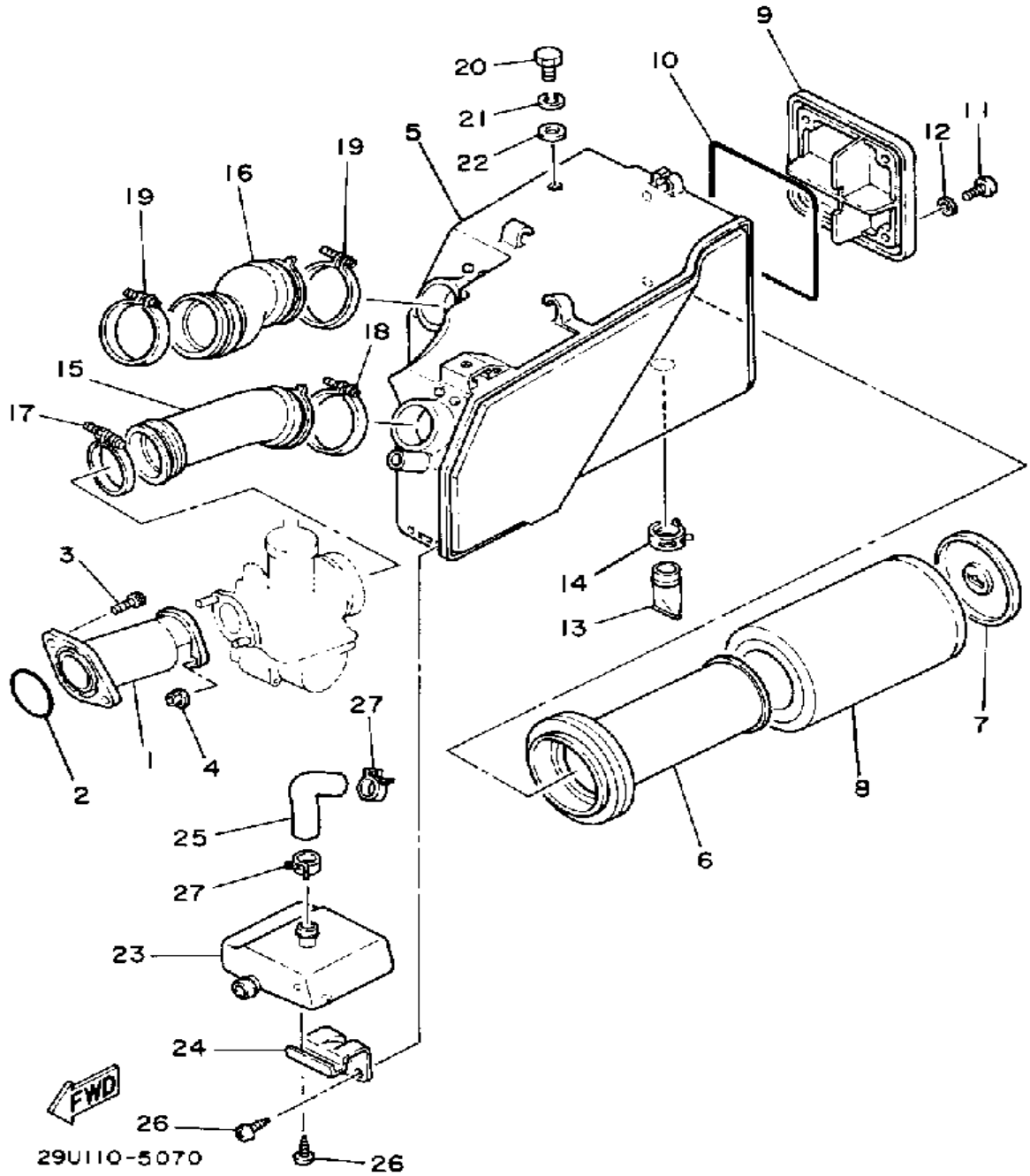
# OIL PUMP



Ref. No.	Part Number	Description	Qty	Remarks
1	21V-13300-00-00	OIL PUMP ASSEMBLY .....	1	
2	21V-13326-00-00	. GEAR, PUMP DRIVEN 2 (41T)	1	
3	93603-12030-00	. PIN, DOWEL .....	1	
4	4BE-13329-00-00	GASKET, PUMP COVER .....	1	
5	98701-06030-00	SCREW, FLAT HEAD .....	3	
6	51Y-13411-00-00	STRAINER, OIL .....	1	
7	90501-18576-00	SPRING, COMPRESSION .....	1	
8	5H0-15351-00-00	PLUG, DRAIN .....	1	
9	93210-35389-00	O-RING .....	1	
10	5H0-13440-00-00	ELEMENT ASSEMBLY, OIL CLEANER .....	1	
11	15A-13447-00-00	COVER, OIL ELEMENT .....	1	
12	93210-54175-00	O-RING .....	1	
13	90109-06419-00	BOLT .....	1	
14	93210-07135-00	O-RING .....	1	
15	91316-06020-00	BOLT, SOCKET HEAD .....	1	
16	91316-06115-00	BOLT, SOCKET HEAD .....	1	
17	21V-13324-00-00	GEAR, PUMP DRIVE .....	1	
18	21V-13409-01-00	CHECK VALVE ASSEMBLY ...	1	

29U110-4060

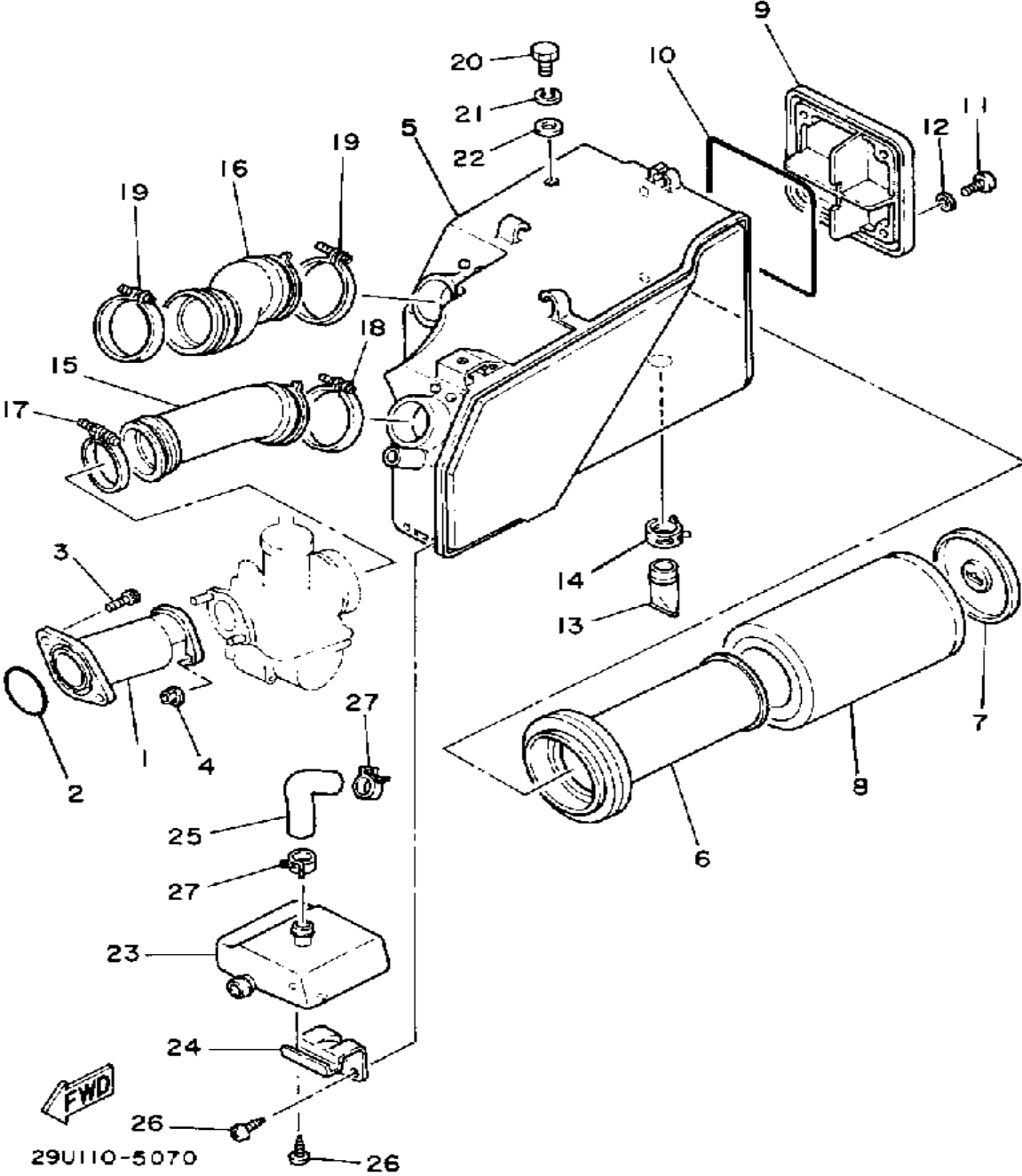
# AIR FILTER



Ref. No.	Part Number	Description	Qty	Remarks
1	29U-13586-01-00	JOINT, CARBURETOR 1	1	
2	93210-35537-00	O-RING	1	
3	90109-06779-00	BOLT	2	
4	95701-06500-00	NUT, FLANGE	2	
5	29U-14401-00-00	AIR CLNR CASE ASSEMBLY	1	
6	29U-14458-00-00	GUIDE, ELEMENT	1	FOR WET TYPE
7	29U-14468-00-00	PLATE, ELEMENT FTNG	1	FOR WET TYPE
8	29U-14450-90-00	ELEMENT ASSEMBLY	1	AP FOR DRY TYPE
	29U-14451-00-00	ELEMENT, AIR CLNR	1	STD FOR WET TYPE
9	29U-14412-00-00	CAP, CLEANER CASE 1	1	
10	51Y-14462-00-00	SEAL	1	
11	98586-05016-00	SCREW, PAN HEAD	4	
12	92906-05600-00	WASHER, PLATE	4	
13	59V-14457-00-00	SEAL	1	
14	90467-22080-00	CLIP	1	
15	29U-14453-00-00	JOINT, AIR CLNR 1	1	
16	29U-14437-00-00	DUCT	1	
17	90460-45040-00	CLAMP, HOSE	1	
18	90460-51059-00	CLAMP, HOSE	1	
19	90460-51059-00	CLAMP, HOSE	2	
20	97301-06014-00	BOLT, HEXAGON	2	
21	92995-06100-00	WASHER, SPRING	2	
22	90201-061A5-00	WASHER, PLATE	2	
23	29U-13581-00-00	CHAMBER, AIR	1	
24	29U-14493-00-00	STAY 1	1	
25	29U-14485-00-00	PIPE, JOINT	1	
26	97780-50612-00	SCREW, TAPPING	4	

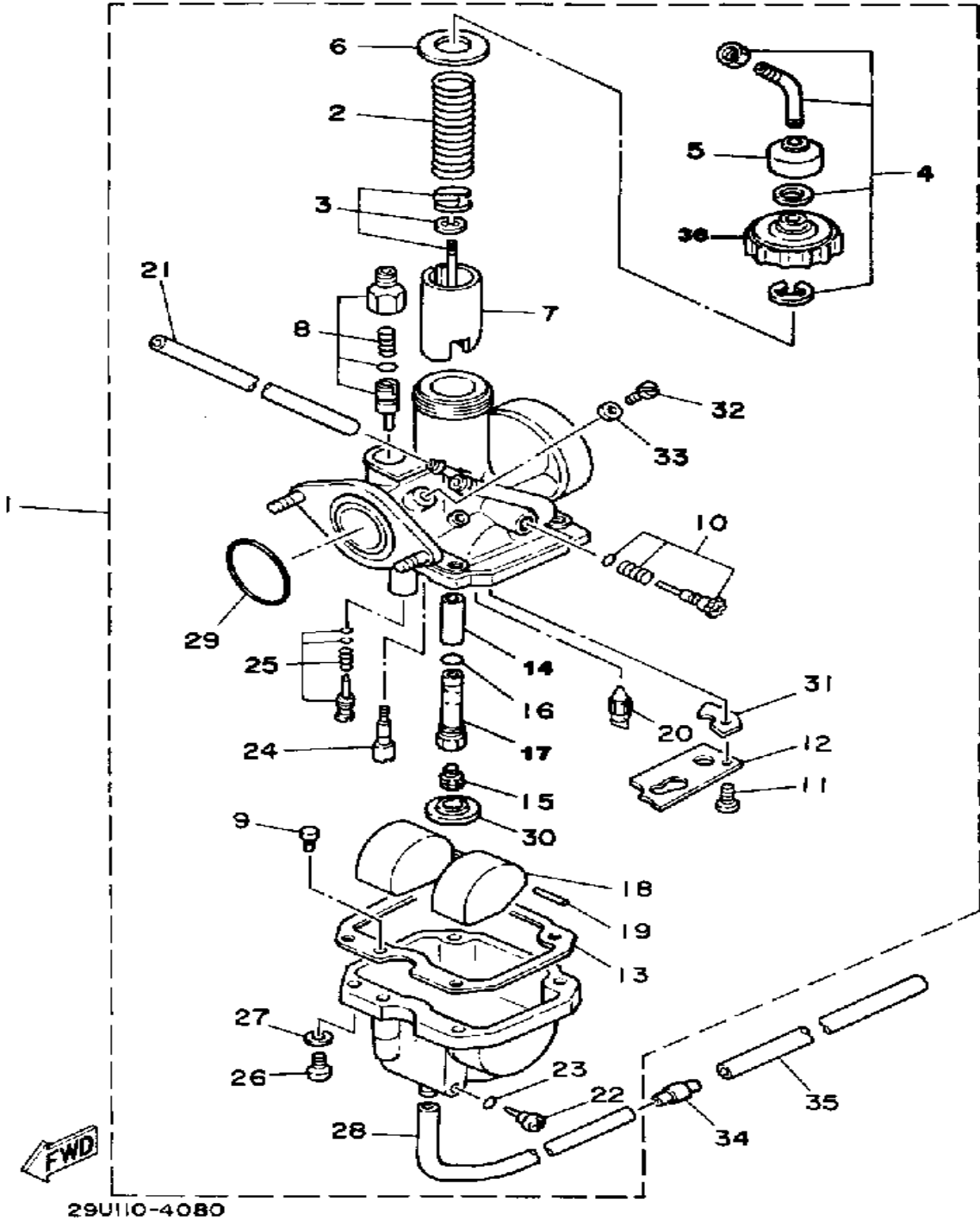
CONTINUED ON NEXT FRAME ►

# AIR FILTER



Ref. No.	Part Number	Description	Qty	Remarks
27	90467-17089-00	CLIP .....	2	

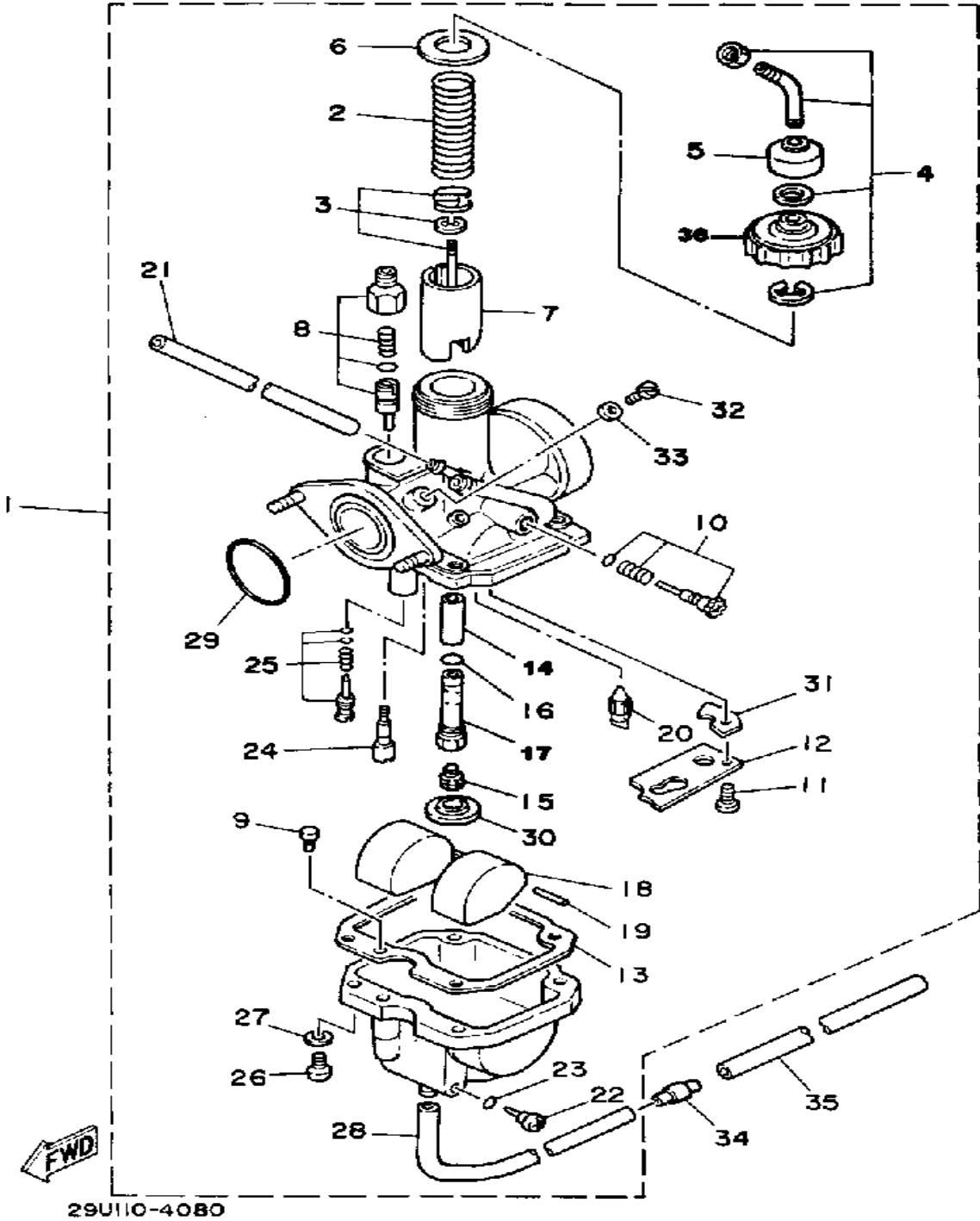
# CARBURETOR



Ref. No.	Part Number	Description	Qty	Remarks
1	29U-14101-02-00	CARBURETOR ASSEMBLY 1 (29U-14101-01)	1	
2	21V-14131-00-00	. SPRING, THROTTLE VALVE	1	
3	29U-1490J-00-00	. NEEDLE SET	1	
4	29U-14106-00-00	. CABLE ADJUST SCREW SET	1	
5	1M1-14169-00-00	. CAP	1	
6	4U5-14126-00-00	. GASKET	1	
7	29U-14112-35-00	. VALVE, THROTTLE 1	1	
8	21V-1410A-00-00	. STARTER SET	1	
9	(18M-14144-18-00)	JET, STARTER	1	
10	18G-14103-00-00	. THROTTLE SCREW SET	1	
11	98580-03008-00	. SCREW, PAN HEAD	1	
12	21V-14146-00-00	. PLATE	1	
13	24W-14184-00-00	. GASKET, FLOAT CHAMBER	1	
14	21V-14141-28-00	. NOZZLE, MAIN	1	
15	620-14231-22-A0	. JET, MAIN #110 (620-14231-22)	1	ALT. PART FOR DRY TYPE
	620-1423A-73-00	. JET, MAIN (#112.5)	1	STD FOR WET TYPE
16	583-14561-00-00	. O-RING	1	
17	21V-14148-00-00	. JET, HOLDER	1	
18	21V-14185-00-00	. FLOAT	1	
19	127-14186-00-00	. PIN, FLOAT	1	
20	21V-14190-18-00	. NEEDLE VALVE ASSEMBLY	1	
21	3Y1-14197-00-00	. PIPE	1	
22	2L1-14191-00-00	. PLUG, DRAIN	1	
23	214-14147-00-00	. O-RING	1	
24	3H1-14142-20-00	. JET, PILOT # 0	1	
25	21V-14105-00-00	. PILOT SCREW SET	1	
26	98511-04016-00	. SCREW, PAN HEAD	4	

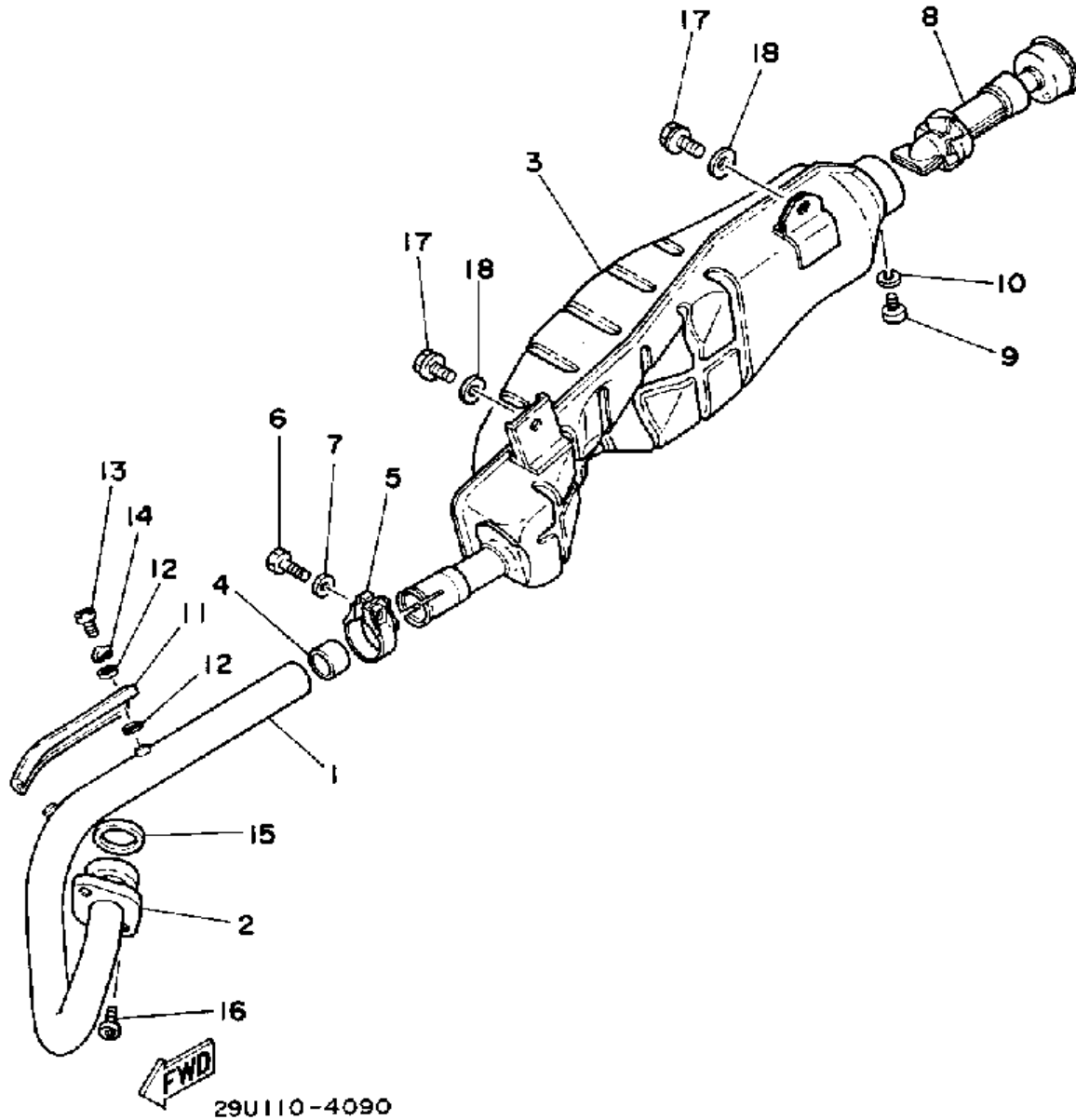
CONTINUED ON NEXT FRAME ►

# CARBURETOR



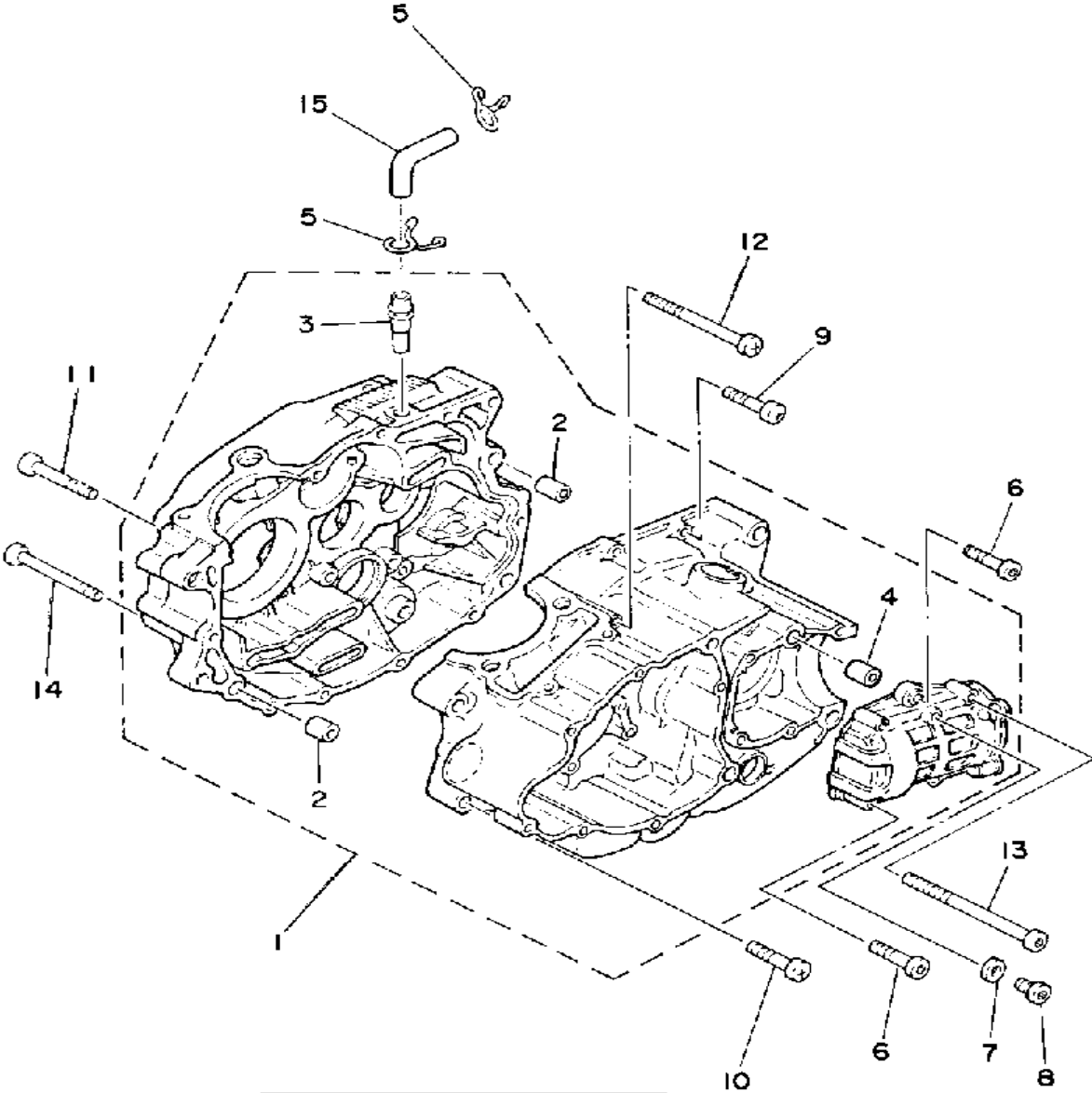
Ref. No.	Part Number	Description	Qty	Remarks
27	92901-04600-00	. WASHER, PLATE .....	4	
28	90445-08619-00	. HOSE .....	1	
29	29U-14147-00-00	. O-RING .....	1	
30	5V7-14153-00-00	. WASHER, MAIN JET .....	1	
31	24W-14146-00-00	. PLATE .....	1	
32	341-14991-00-00	. SCREW .....	1	
33	584-14956-00-00	. WASHER .....	1	
34	24W-14193-00-00	PIPE .....	1	
35	91A20-07010-00	TUBE, FLEXIBLE VINYL .....	1	
36	4U5-14158-00-00	TOP, MIXING CHAMBER .....	1	

# EXHAUST



Ref. No.	Part Number	Description	Qty	Remarks
1	29U-14611-00-00	PIPE, EXHAUST L .....	1	
2	5H0-14612-00-00	NUT, RING .....	1	
3	29U-14711-01-00	MUFFLER L (29U-14711-00) ...	1	
4	29U-14714-00-00	GASKET, MUFFLER .....	1	
5	4H7-14788-00-00	BAND, SILENCER .....	1	
6	97016-08025-00	BOLT .....	1	
7	92906-08600-00	WASHER .....	1	
8	21V-14752-00-00	PIPE, OUTLET .....	1	
9	98580-06008-00	SCREW, PAN HEAD .....	1	
10	92995-06100-00	WASHER, SPRING .....	1	
11	29U-14628-00-00	PROTC, EXHAUST PIPEPIPE ..	1	
12	90202-05187-00	WASHER, PLATE .....	4	
13	98906-06008-00	SCREW, BIND .....	2	
14	90206-06090-00	WASHER, WAVE .....	2	
15	4BE-14613-00-00	GASKET, EXHAUST PIPE ....	1	
16	91316-06020-00	BOLT, SOCKET HEAD .....	2	
17	95821-08020-00	BOLT, FLANGE (95801-08020) .	2	
18	90201-08326-00	WASHER, PLATE .....	2	

# CRANKCASE

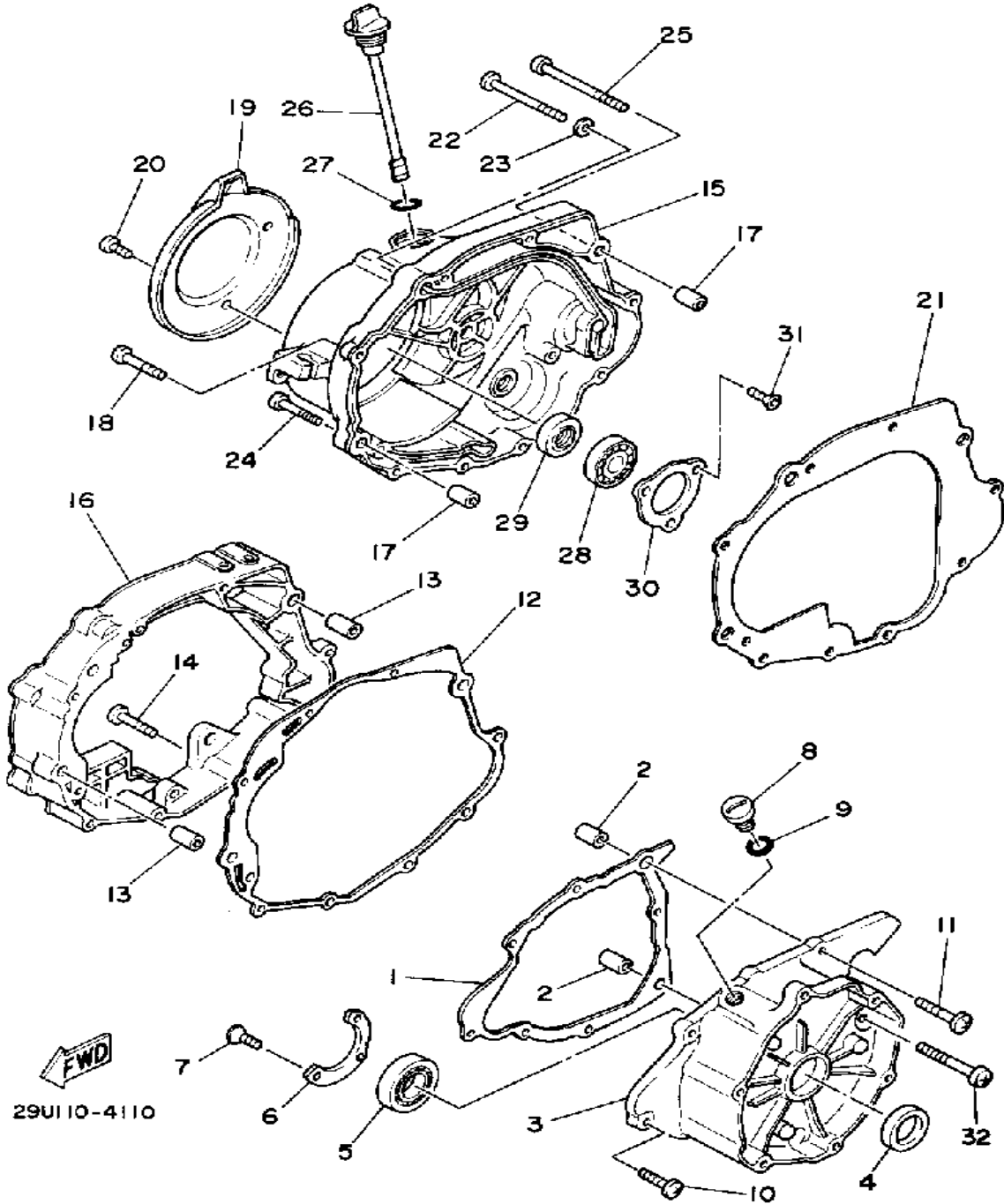


Ref. No.	Part Number	Description	Qty	Remarks
1	29U-15100-00-00	CRANKCASE ASSEMBLY	1	
2	99510-12016-00	. PIN, DOWEL	2	
3	371-11167-01-00	. PIPE, BREATHER 2	1	
4	99530-10014-00	. PIN, DOWEL	2	
5	90467-17089-00	CLIP	2	
6	91316-06035-00	BOLT	5	
7	90201-063F3-00	WASHER, PLATE	1	
8	91316-06012-00	BOLT, SOCKET HEAD	1	
9	98580-06030-00	SCREW PAN HEAD	7	
10	98580-06040-00	SCREW, pan head (92501-06040-00)	1	
11	92580-06560-00	SCREW PAN HEAD	1	
12	98511-06085-00	SCREW, PAN HEAD	1	
13	91316-06160-00	BOLT, SOCKET HEAD	1	
14	98501-06075-00	SCREW, PAN HEAD	1	
15	29U-11166-00-00	PIPE, BREATHER 1	1	

**FWD**  
29U110-4100

Oiling System	Wet Sump
Capacity: Dry	1800cc (1.9 qt)
Oil & Filter Change : Oil Change Only	1500cc (1.6 qt) ; 1600cc (1.6 qt)
Oil Filter Part Number	5H0-13440-00-00
Lubricant: Temp Above 5°C (40°F)	Yamalube 4* or SAE 20W40 SE or SF
Temp Below 15°C (60°F)	SAE 10W30 SE or SF
Drain Plug	M35: 4.3 m/kg (31 ft-lbs)

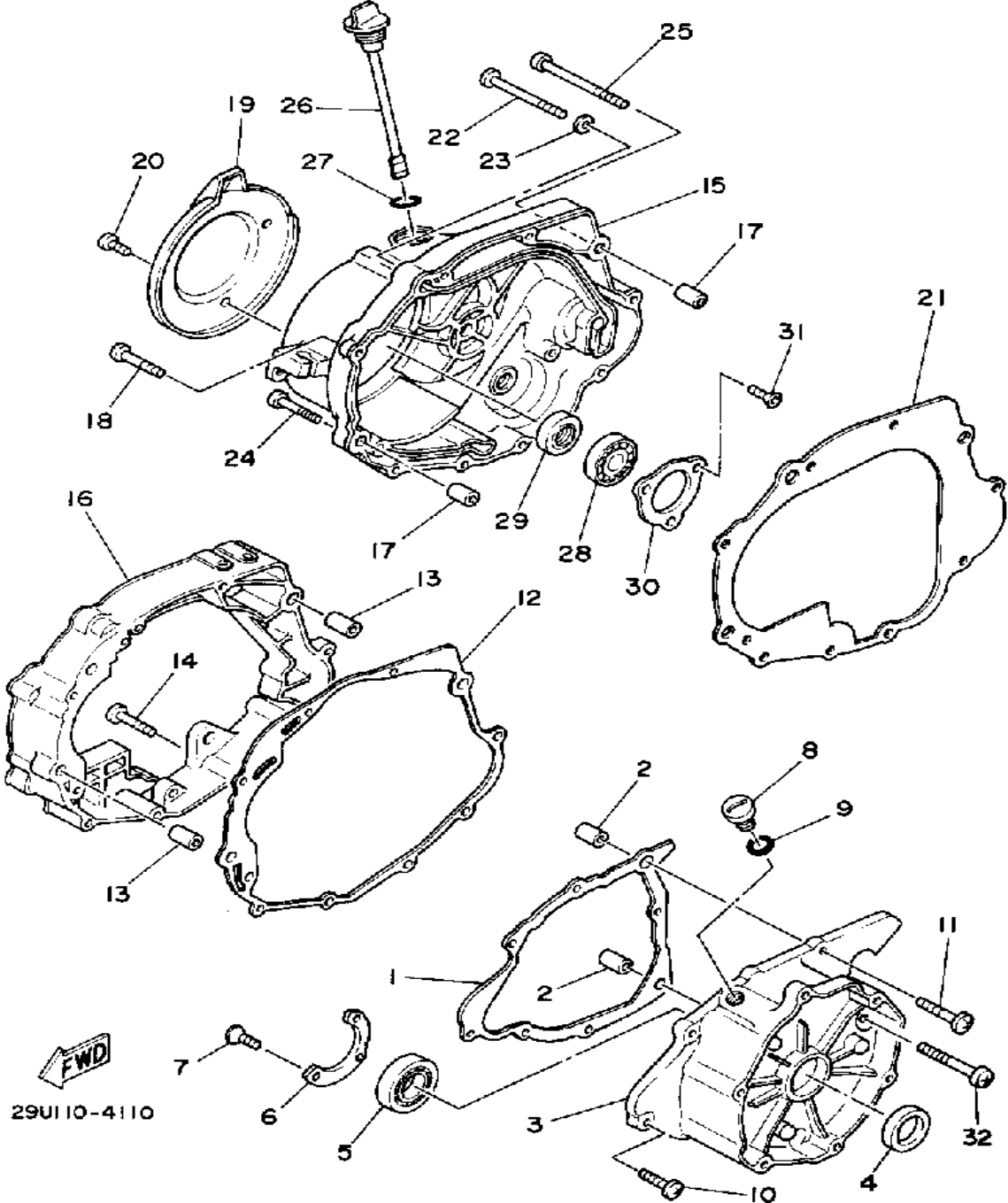
# CRANKCASE COVER 1



Ref. No.	Part Number	Description	Qty	Remarks
1	4BD-15451-00-00	GASKET, CRCS COVERCOVER 1	1	
2	99510-12016-00	PIN, DOWEL	2	
3	29U-15787-00-00	ADAPTOR	1	
4	93103-28141-00	OIL SEAL	1	
5	93306-20547-00	BEARING	1	
6	21V-15719-00-00	WASHER, THRUST	1	
7	90151-05031-00	SCREW, COUNTERSUNK	3	
8	90340-14079-00	PLUG, STRAIGHT SCRW	1	
9	93210-14369-00	O-RING	1	
10	98506-06025-00	SCREW, PAN HEAD	5	
11	98506-06040-00	SCREW, PAN HEAD	2	
12	4BD-15462-00-00	GASKET, CRANKCASE COVER 3	1	
13	99510-12016-00	PIN, DOWEL	2	
14	98580-06040-00	SCREW, pan head (92501-06040-00)	3	
15	21V-15431-00-00	COVER, CRANKCASE 3	1	
16	21V-15317-00-00	SPACER, ENG MOUNT	1	
17	99510-12016-00	PIN, DOWEL	2	
18	98506-06040-00	SCREW, PAN HEAD	2	
19	21V-15499-00-00	PROTECTOR, COVER	1	
20	98906-06014-00	SCREW, BIND	3	
21	4BD-15463-00-00	GASKET, CARB CVR 2COVER 3	1	
22	98506-06070-00	SCREW, PAN HEAD	5	
23	90430-06014-00	GASKET	1	
24	98506-06040-00	SCREW, PAN HEAD	1	
25	98506-06080-00	SCREW, PAN HEAD	1	
26	1UY-15362-01-00	PLUG, OIL LEVEL	1	

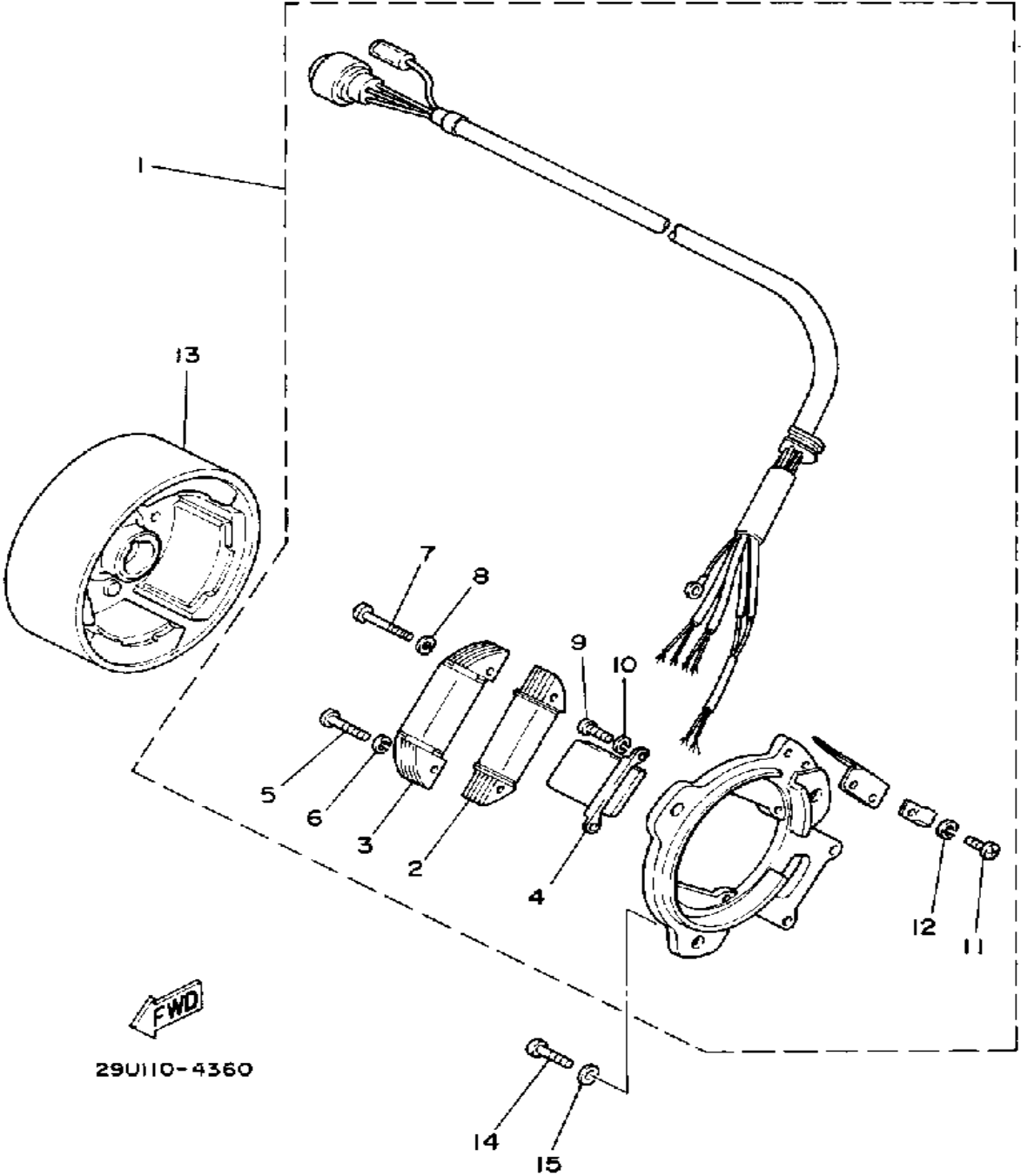
CONTINUED ON NEXT FRAME ►

# CRANKCASE COVER 1



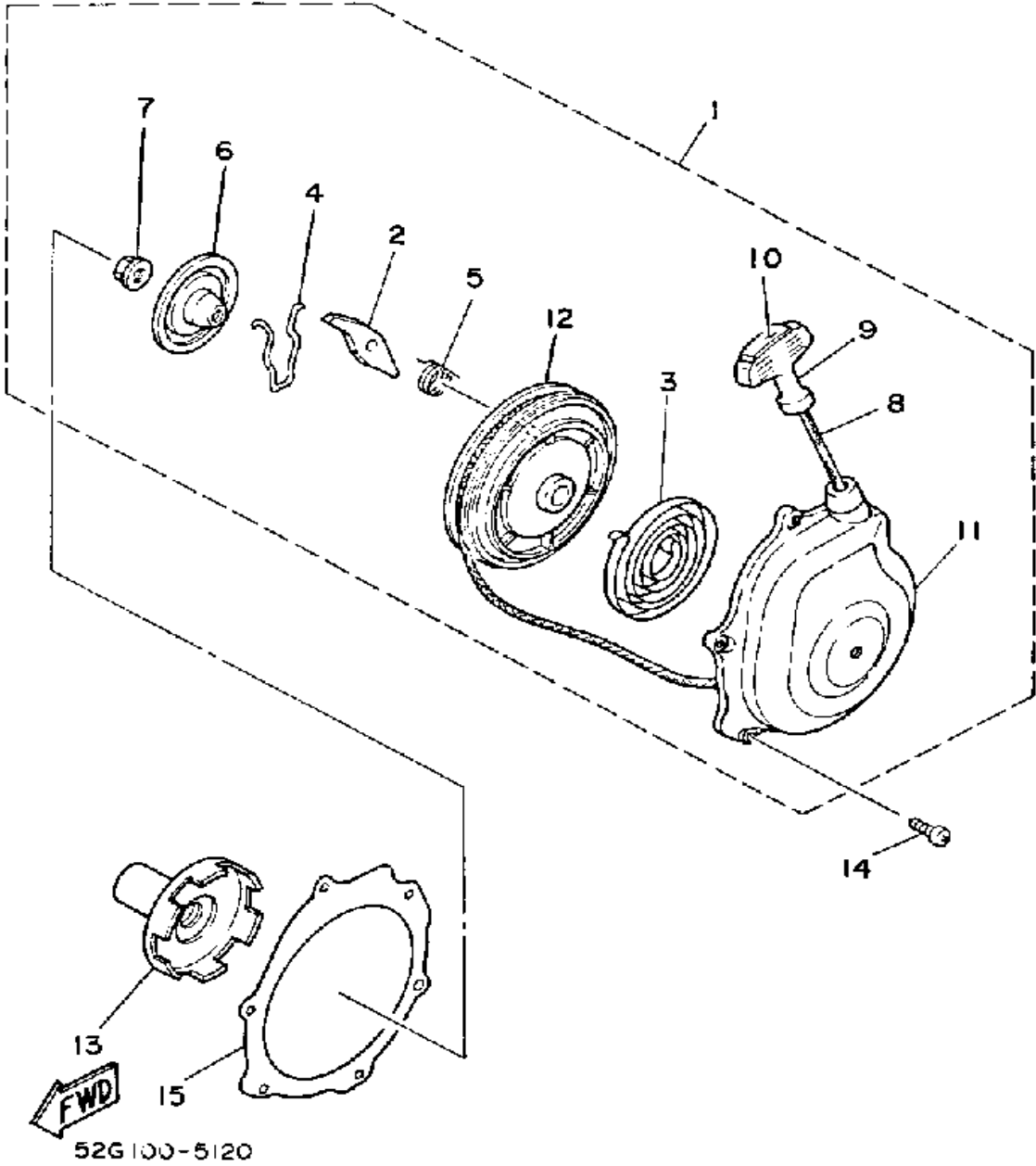
Ref. No.	Part Number	Description	Qty	Remarks
27	93210-19123-00	O-RING .....	1	
28	93306-20326-00	BEARING .....	1	
29	93101-17113-00	OIL SEAL .....	1	
30	21V-15381-00-00	PLATE, BEARING COVER ....	1	
31	90151-06025-00	SCREW, COUNTERSUNK ....	3	
32	98506-06060-00	SCREW, PAN HEAD .....	1	

# GENERATOR



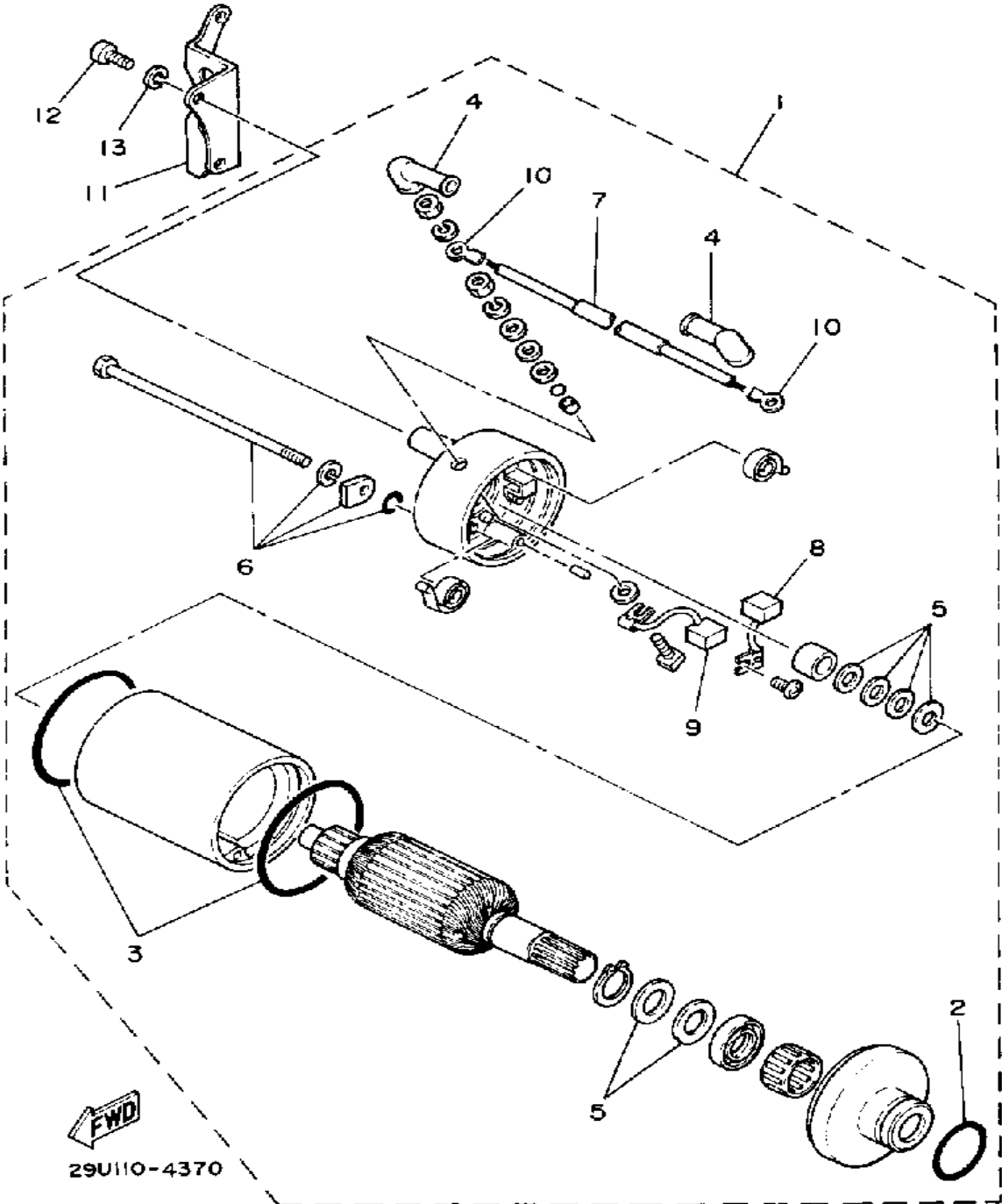
Ref. No.	Part Number	Description	Qty	Remarks
1	29U-85510-20-00	STATOR ASSEMBLY (24W-85510-20)	1	
2	21V-85512-20-00	. COIL SOURCE 2	1	
3	24W-85513-20-00	. COIL, LIGHTING 1	1	
4	21V-85580-20-00	. COIL, PULSER	1	
5	98506-04018-00	. SCREW, PAN HEAD	2	
6	92901-04600-00	. WASHER, PLATE	2	
7	619-81345-20-00	. SCREW, PAN HEAD (811-14125-0)	2	
8	92901-04600-00	. WASHER, PLATE	2	
9	98580-05010-00	. SCREW, PAN HEAD	2	
10	92990-05100-00	. WASHER, SPRING	2	
11	98580-04008-00	. SCREW, PAN HEAD	2	
12	92901-04600-00	. WASHER, PLATE	2	
13	29U-85550-21-00	ROTOR ASSEMBLY	1	
14	98503-06014-00	SCREW, PAN HEAD (92502-06016)	3	
15	90201-061A5-00	WASHER, PLATE	3	

# STARTER



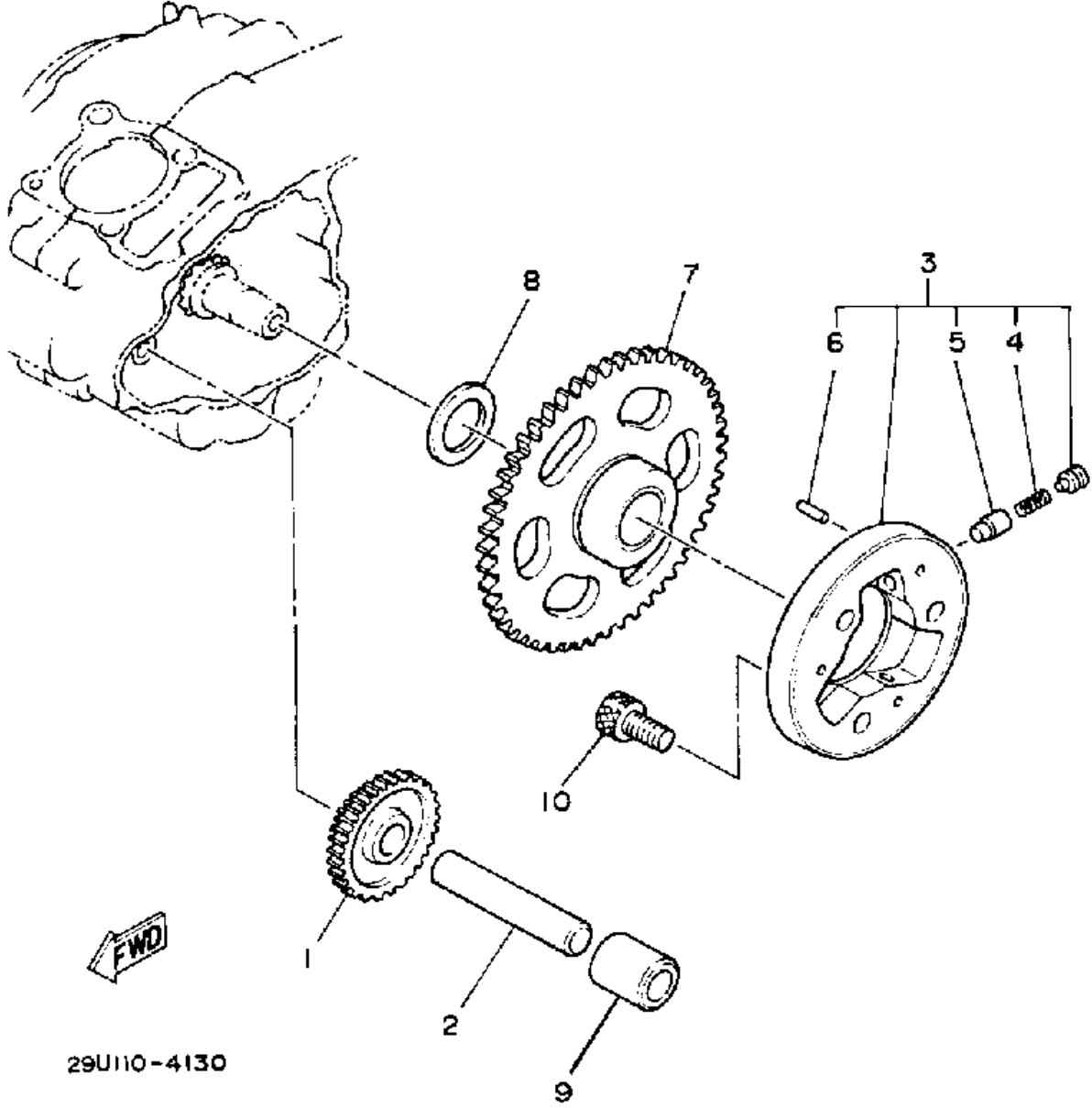
Ref. No.	Part Number	Description	Qty	Remarks
1	24W-15710-00-00	STARTER ASSEMBLY	1	
2	21V-15741-00-00	. PAWL, DRIVE	1	
3	21V-15713-00-00	. SPRING, STARTER	1	
4	21V-15715-00-00	. SPRING, FRICTION	1	
5	21V-15767-00-00	. SPRING	1	
6	21V-15716-00-00	. PLATE, DRIVE	1	
7	95701-06500-00	. NUT, FLANGE	1	
8	5V6-15751-00-XX	. WIRE, STARTER	1	
9	3X3-15755-00-00	. HANDLE, STARTER	1	
10	21V-15779-00-00	. COVER	1	
11	24W-15711-00-00	. CASE, STARTER	1	
12	24W-15714-00-00	. DRUM, SHEAVE	1	
13	21V-15723-00-00	PULLEY, STARTER	1	
14	98516-06020-00	SCREW, PAN HEAD	6	
15	21V-15699-00-00	GASKET	1	

# STARTING MOTOR



Ref. No.	Part Number	Description	Qty	Remarks
1	29U-81800-61-00	STARTING MOTOR ASSEMBLY (24W-81800-60)	1	
2	5H0-81847-01-00	. O-RING	1	
3	5H0-81844-00-00	. GASKET	2	
4	5H0-81871-00-00	. CAP	2	
5	5H0-81809-00-00	. WASHER KIT	1	
6	5H0-81826-00-00	. BOLT	1	
7	29U-81815-00-00	. WIRE, STARTER	1	
8	5H0-81811-00-00	. BRUSH 1	1	
9	5H0-81812-00-00	. BRUSH 2	1	
10	5H0-81818-00-00	. TERMINAL SET	1	
11	24W-81823-00-00	STAY, STARTING MTR	1	
12	98506-06016-00	SCREW, PANHEAD	2	
13	92906-06100-00	WASHER, SPRING	2	

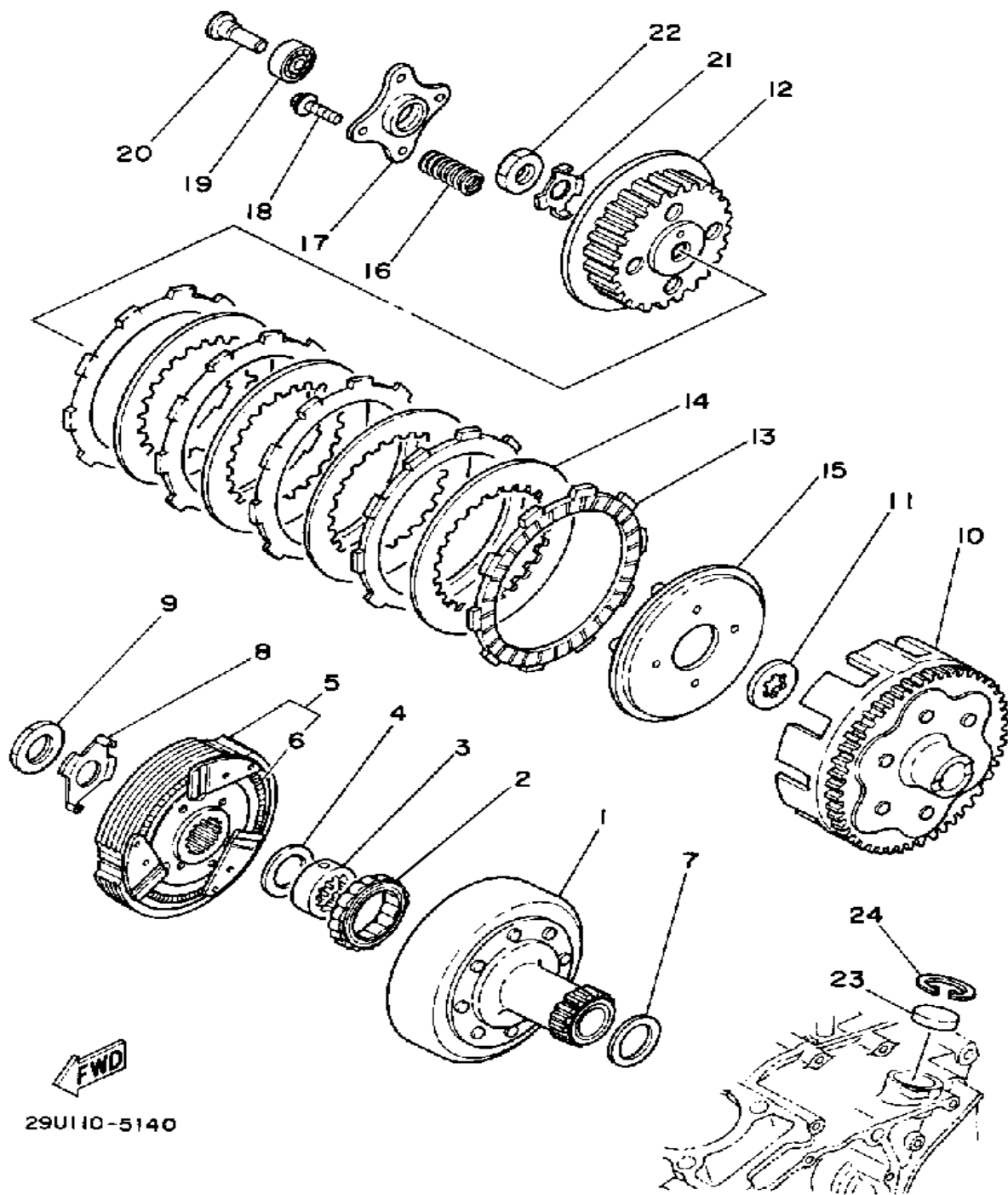
# STARTER CLUTCH



Ref. No.	Part Number	Description	Qty	Remarks
1	2HT-15512-00-00	GEAR, IDLER 1 .....	1	
2	24W-15521-00-00	SHAFT 1 .....	1	
3	4H7-15580-10-00	STARTER CLUTCH OUTER ASSEMBLY .....	1	
4	90501-04596-00	. SPRING, COMPRESSION ....	3	
5	341-15583-05-00	. CAP, STR CLUTCH SPR -CLUTCH SPRING .....	3	
6	93615-12088-00	. PIN, DOWEL .....	3	
7	5H0-15517-00-00	GEAR, IDLER 2 (56T) .....	1	
8	90201-256K6-00	WASHER, PLATE (0.9T) .....	1	
9	90387-125H3-00	COLLAR .....	1	
10	91316-08016-00	BOLT, SOCKET HEAD .....	3	

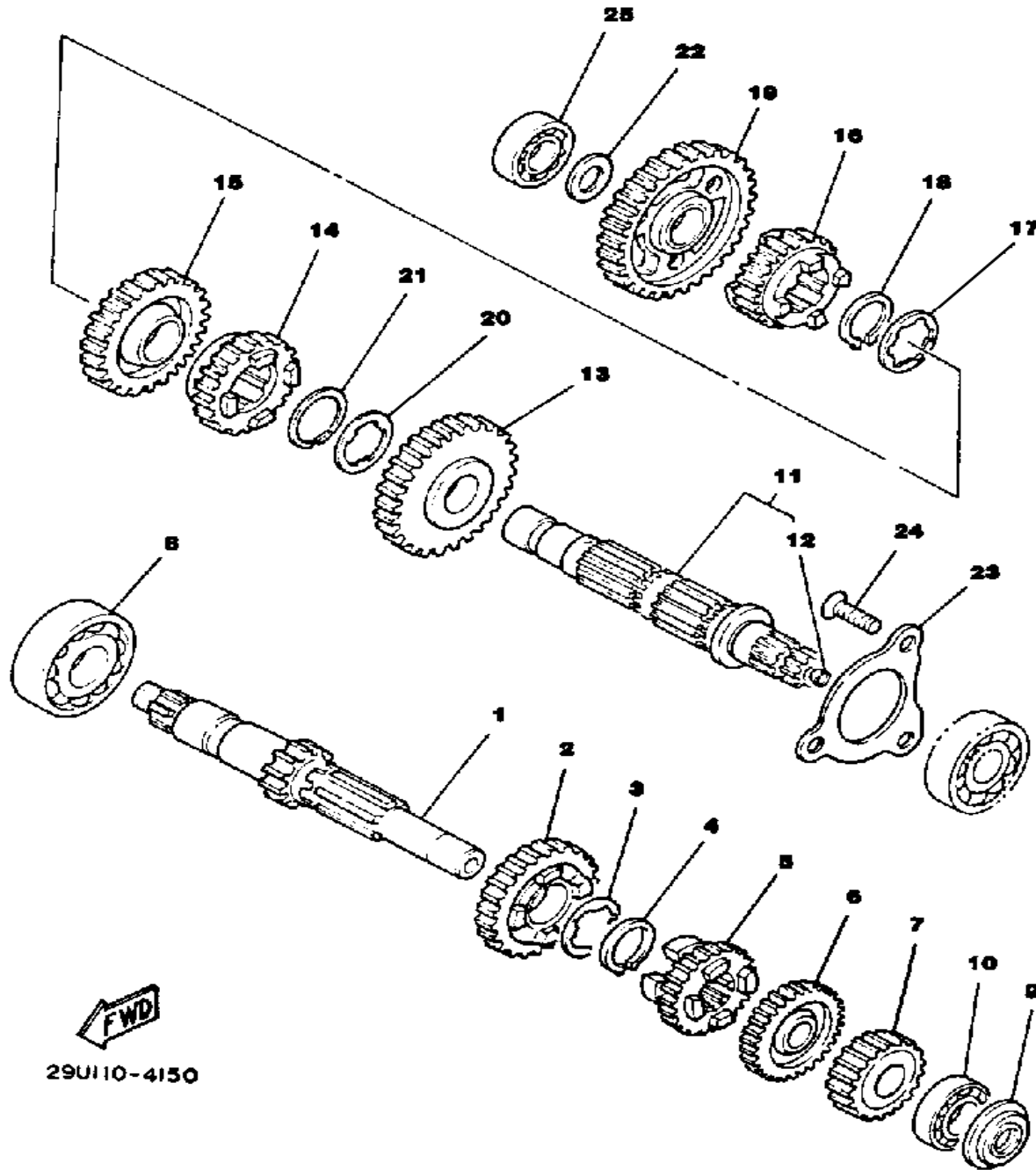
29U110-4130

# CLUTCH



Ref. No.	Part Number	Description	Qty	Remarks
1	3GC-16611-00-00	CLUTCH HOUSING COMP. ....	1	
2	21V-16664-00-00	BEARING, ONE WAY .....	1	
3	21V-16665-01-00	RETAINER, BEARING .....	1	
4	90201-403G7-00	WASHER, PLATE .....	1	
5	99999-01949-00	CLUTCH CARRIER ASSEMBLY	1	
6	29U-16626-00-00	. SPRING, CLUTCH WT 1WEIGHT 1 .....	2	
7	90201-266F6-00	WASHER, PLATE .....	1	
8	90215-22206-00	WASHER, LOCK .....	1	
9	90170-22371-00	NUT .....	1	
10	2HT-16150-00-00	PRIMARY DRIVEN GEAR COMP. ....	1	
11	5H0-16154-00-00	PLATE, THRUST 1 .....	1	
12	21V-16371-01-00	BOSS, CLUTCH .....	1	
13	21V-16321-00-00	PLATE, FRICTION .....	5	
14	257-16324-00-00	PLATE, CLUTCH 1 .....	4	
15	21V-16351-00-00	PLATE, PRESSURE 1 .....	1	
16	90501-24785-00	SPRING, COMPRESSION .....	4	
17	21V-16352-00-00	PLATE, PRESSURE 2 .....	1	
18	90159-05011-00	SCREW, WITH WASHER .....	4	
19	93306-00004-00	BEARING .....	1	
20	1YW-16358-00-00	PLATE, PUSH .....	1	
21	90215-14224-00	WASHER, LOCK .....	1	
22	90170-14284-00	NUT .....	1	
23	90338-26136-00	PLUG .....	1	
24	93420-28055-00	CIRCLIP .....	1	

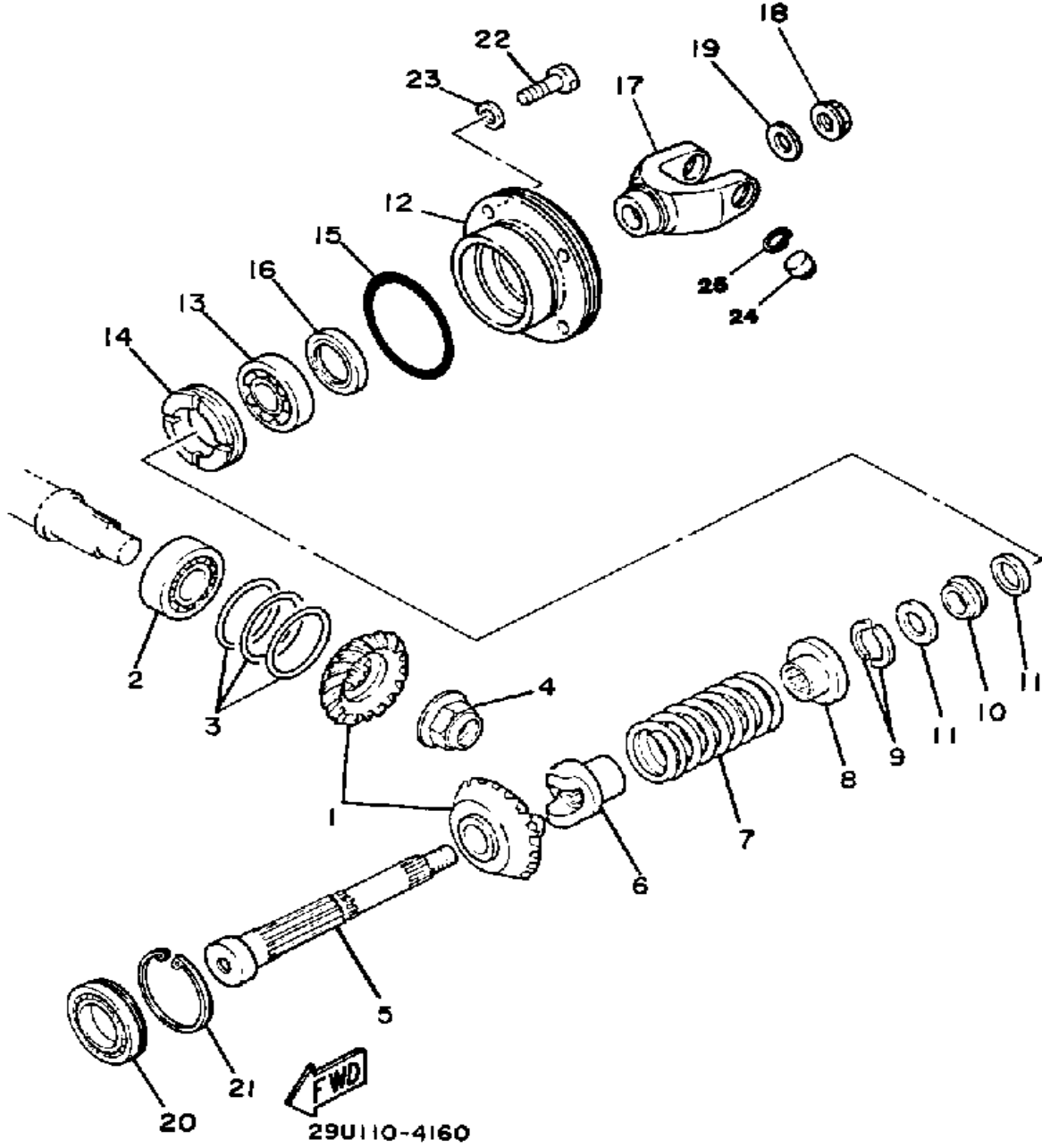
# TRANSMISSION



29U110-4150

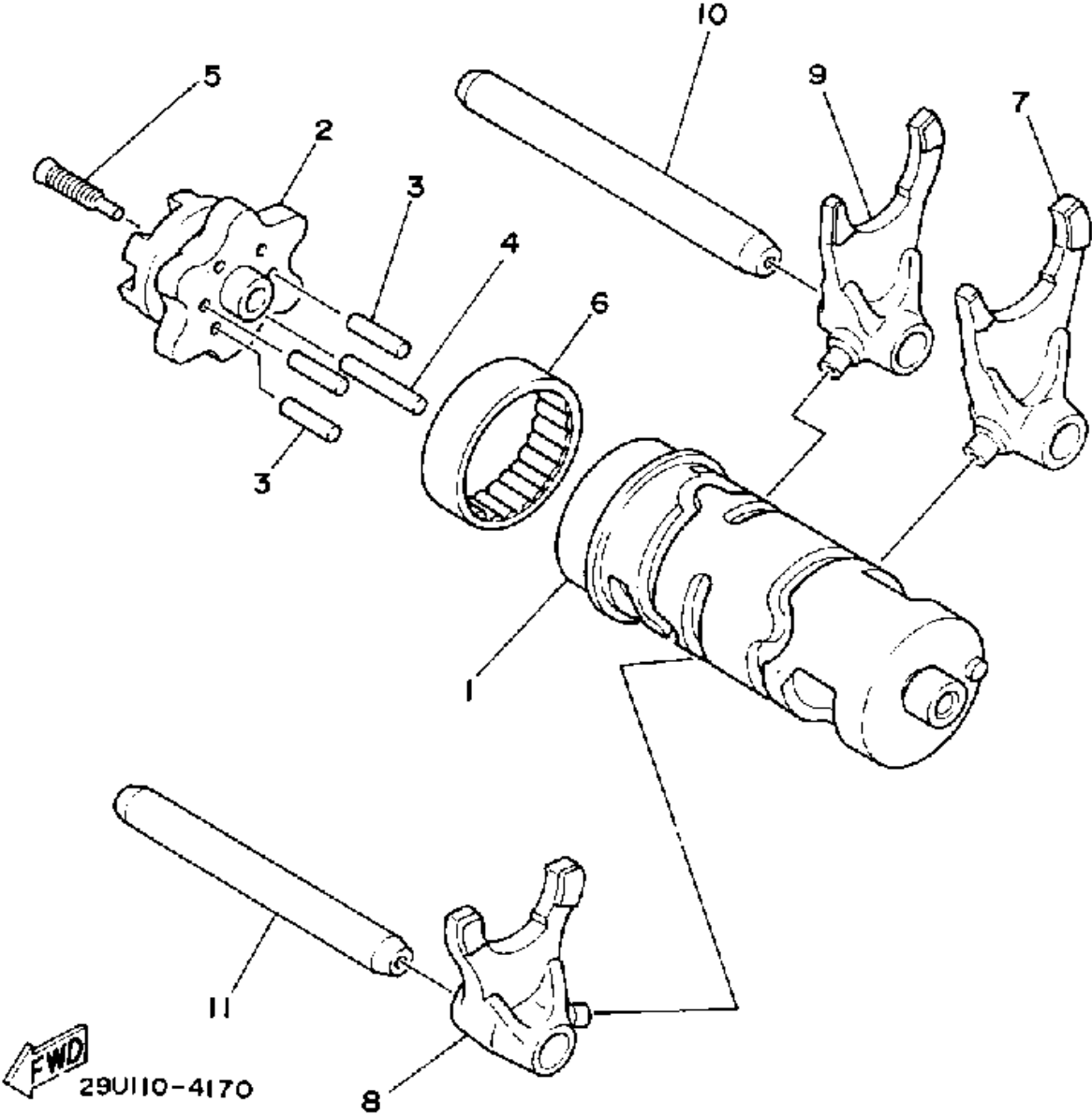
Ref. No.	Part Number	Description	Qty	Remarks
1	21V-17401-00-00	. MAIN AXLE ASSEMBLYCOMP. (12T)	1	
2	15A-17151-00-00	. GEAR, 5TH PINION	1	
3	90209-16209-00	. WASHER, SPEC'L SHAP	1	
4	93410-20038-00	. CIRCLIP	1	
5	5H0-17121-01-00	. GEAR, 2ND PINION	1	
6	24W-17141-00-00	. GEAR, 4TH PINION	1	
7	15A-17121-00-00	. GEAR, 2ND PINION (19T)	1	
8	93306-20421-00	BEARING	1	
9	93101-15101-00	OIL SEAL	1	
10	93306-20211-00	BEARING (6202SH2-C3)	1	
11	24W-17402-00-00	DRIVE AXLE ASSEMBLY	1	
12	90331-07041-00	. PLUG, TIGHT	1	
13	29U-17221-00-00	GEAR, 2ND WHEEL	1	
14	24W-17241-00-00	GEAR, 4TH WHEEL (26T)	1	
15	15A-17231-00-00	GEAR, 3RD WHEEL (29T)	1	
16	1EV-17251-00-00	GEAR, 5TH WHEEL (23T)	1	
17	90209-18208-00	WASHER	1	
18	93410-22039-00	CIRCLIP	1	
19	15A-17211-01-00	GEAR, 1ST WHEEL	1	
20	90209-23233-00	WASHER, SPEC'L SHAP	1	
21	93440-26121-00	CIRCLIP, OUTER	1	
22	90201-154E8-00	WASHER, PLATE (1.0T)	1	
23	24W-17558-00-00	PLATE, BEARING	1	
24	90149-08152-00	SCREW	3	
25	93306-20211-00	BEARING (6202SH2-C3)	1	

# MIDDLE DRIVE GEAR



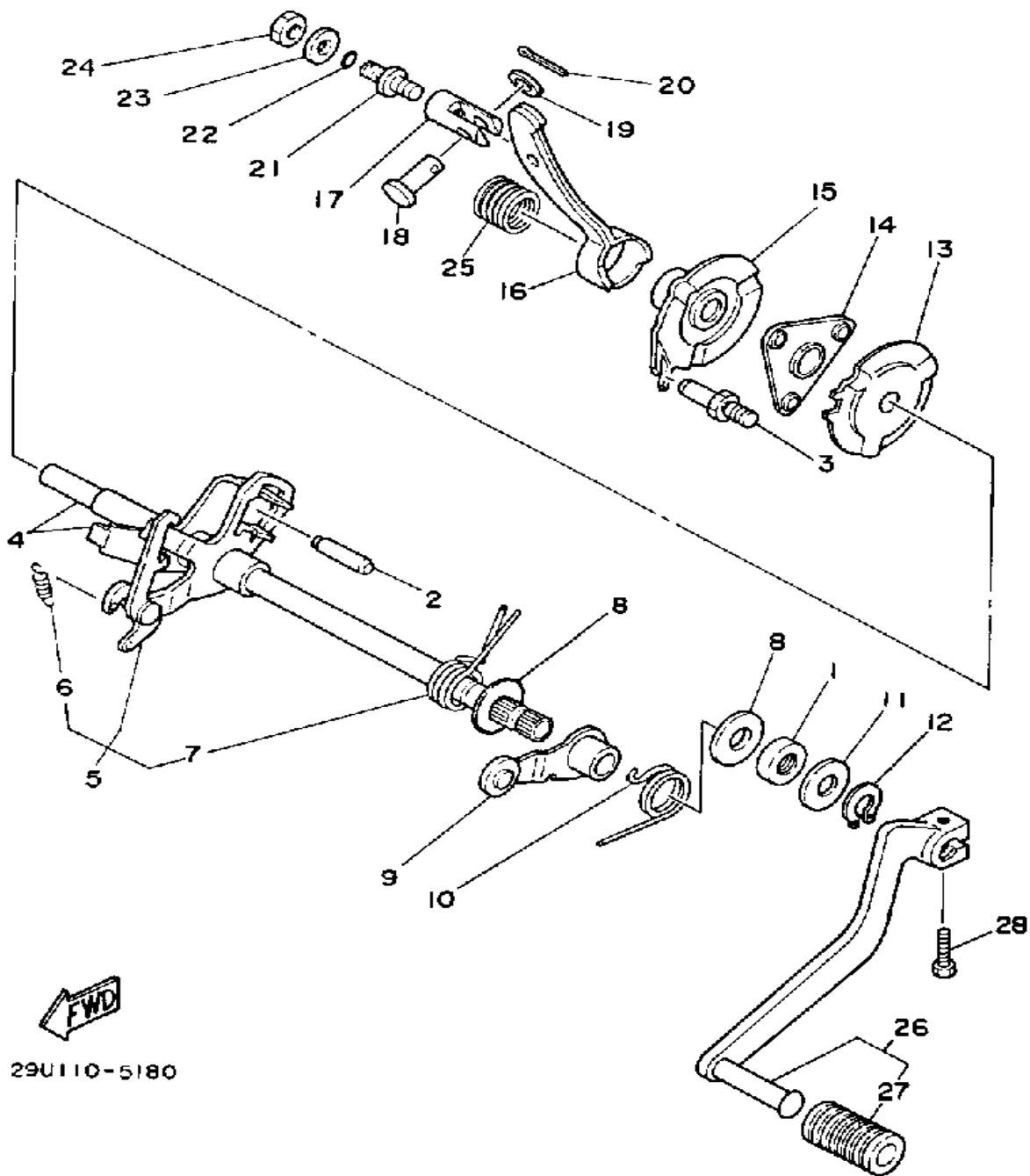
Ref. No.	Part Number	Description	Qty	Remarks
1	24W-Y1754-00-00	MIDDLE GEAR COMP (24W-W1751-00)	1	
2	93306-30432-00	BEARING (B6304)	1	
3	24W-17537-30-00	SHIM, THRUST (0.2T)	1	U.R.
	24W-17537-40-00	SHIM, THRUST (0.3T)	1	U.R.
	24W-17537-50-00	SHIM, THRUST (0.4T)	1	U.R.
4	90179-16417-00	NUT, SPEC'L SHAPE	1	
5	24W-17553-00-00	SHAFT, MDL DRIVEN	1	
6	24W-17527-01-00	CAM, DRIVEN (24W-17527-00)	1	
7	90501-60737-00	SPRING, COMPRESSION	1	
8	24W-17524-00-00	HOLDER	1	
9	3H5-17529-00-00	WASHER, THRUST	2	
10	24W-46129-00-00	SPACER, EXPANSION	1	
11	90201-173G4-00	WASHER, PLATE	2	
12	29U-17551-00-00	HOUSING, BEARING	1	
13	93306-30302-00	BEARING	1	
14	90179-50416-00	NUT, SPEC'L SHAPE	1	
15	93210-56589-00	O-RING	1	
16	93101-26117-00	OIL SEAL, S-TYPE	1	
17	29U-17556-01-00	YOKE, JOINT	1	
18	90179-12421-00	NUT, SPEC'L SHAPE	1	
19	90201-125F7-00	WASHER, PLATE	1	
20	93316-00604-00	BEARING	1	
21	93440-55122-00	CIRCLIP, OUTER	1	
22	97013-08025-00	BOLT	4	
23	92901-08600-00	WASHER	4	
24	93399-99920-00	BEARING	2	
25	99009-17500-00	CIRCLIP	2	

# SHIFT CAM-FORK



Ref. No.	Part Number	Description	Qty	Remarks
1	21V-18540-01-00	SHIFT CAM ASSEMBLY	1	
2	5H0-18185-01-00	SEGMENT	1	
3	93604-16092-00	PIN, DOWEL	4	
4	93604-20156-00	PIN, DOWEL	1	
5	90151-06013-00	SCREW, COUNTERSUNK	1	
6	93315-23612-00	BEARING	1	
7	5N0-18513-00-00	FORK, SHIFT 3	1	
8	5H0-18511-00-00	FORK, SHIFT 1	1	
9	5H0-18512-00-00	FORK, SHIFT 2	1	
10	5H0-18531-00-00	BAR, SHIF FRK GDE 1	1	
11	3Y1-18535-00-00	BAR, SHIF FRK GDE 2	1	

# SHIFT SHAFT

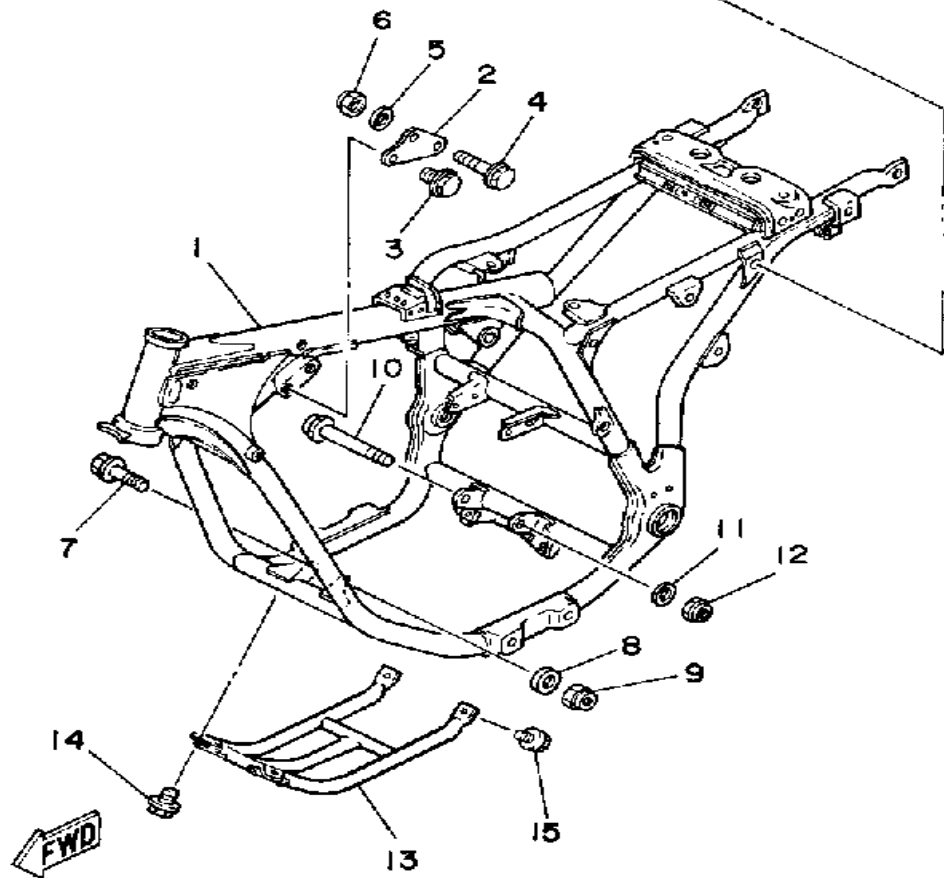
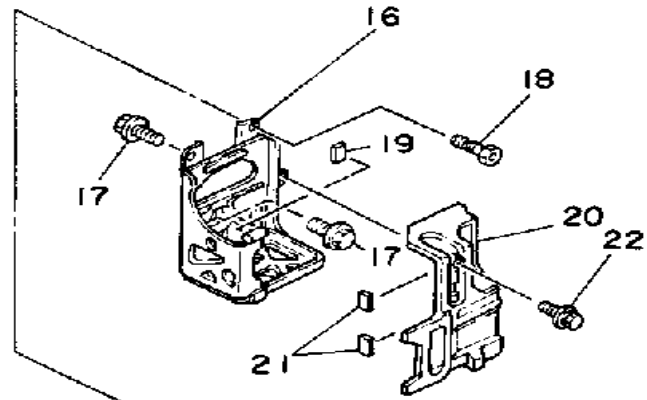


29U110-5180

Ref. No.	Part Number	Description	Qty	Remarks
1	93102-12321-00	OIL SEAL, SD-TYPE	1	
2	93608-30152-00	PIN, DOWEL	1	
3	21V-18177-00-00	BOLT, STOPPER	1	
4	29U-W1813-01-00	SHIFT SHAFT COMP.	1	
5	21V-18120-00-00	SHIFT LEVER ASSEMBLY	1	
6	90506-08227-00	. SPRING, TENSION	1	
7	90508-29570-00	. SPRING, TORSION	1	
8	90201-12588-00	WASHER, PLATE	2	
9	4G0-18140-00-00	STOPPER LEVER ASSEMBLY	1	
10	90508-26539-00	SPRING, TORSION	1	
11	90201-12575-00	WASHER, PLATE	1	
12	99009-12400-00	CIRCLIP	1	
13	24W-18179-00-00	GUIDE	1	
14	21V-18181-00-00	HOLDER, PAWL	1	
15	29U-18104-00-00	SHIFT, GUIDE	1	
16	2HT-1817A-00-00	ARM, SHIFT 3	1	
17	21V-18126-00-00	PIN, LEVER	1	
18	21V-18118-00-00	PIN, JOINT	1	
19	92901-08600-00	WASHER	1	
20	91490-16020-00	PIN, COTTER	1	
21	21V-18127-00-00	STOPPER, SCREW	1	
22	93210-07590-00	O-RING	1	
23	90201-08649-00	WASHER, PLATE	1	
24	95316-08700-00	NUT (2GV)	1	
25	90501-16768-00	SPRING, COMPRESSION	1	
26	2HT-18110-00-00	SHIFT PEDAL ASSEMBLY	1	
27	132-18113-01-00	. COVER, SHIFT PEDAL	1	
28	97016-06020-00	BOLT	1	

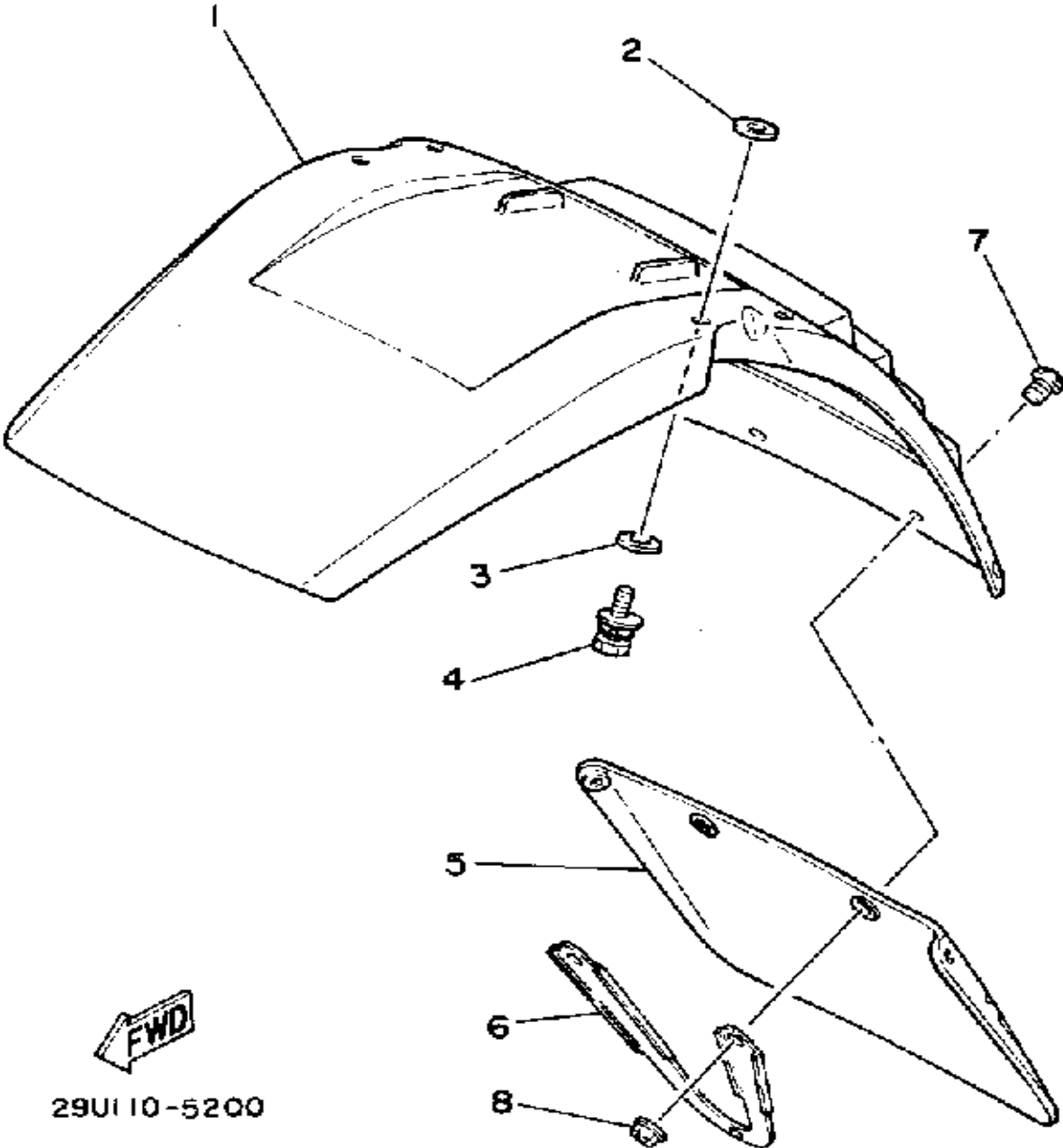
# FRAME

Ref. No.	Part Number	Description	Qty	Remarks
1	(29U-21110-01-33)	FRAME .....	1	YAMAHA BLACK
2	29U-21315-00-00	STAY, ENGINE 2 .....	1	
3	95811-08012-00	BOLT, FLANGE .....	2	
4	95811-08050-00	BOLT, FLANGE (95812-08050) .	1	
5	90201-094G1-00	WASHER, PLATE .....	1	
6	90185-08089-00	NUT, SELF-LOCKING .....	1	
7	95811-08065-00	BOLT, FLANGE .....	1	
8	90201-094G1-00	WASHER, PLATE .....	1	
9	90185-08089-00	NUT, SELF-LOCKING .....	1	
10	95811-08105-00	BOLT, FLANGE (95812-08105) .	2	
11	90201-094G1-00	WASHER, PLATE .....	2	
12	90185-08089-00	NUT, SELF-LOCKING .....	2	
13	29U-21471-00-33	PROTECTOR, ENGINE .....	1	YAMAHA BLACK
14	95811-08012-00	BOLT, FLANGE .....	2	
15	95811-06012-00	BOLT, FLANGE .....	2	
16	29U-21170-00-00	BOX .....	1	
17	95811-06012-00	BOLT, FLANGE .....	2	
18	90153-06034-00	SCREW, HEXAGON .....	1	
19	3FC-2139R-00-00	COVER 2 .....	1	
20	24W-21245-00-00	BOX .....	1	
21	3FC-2139R-00-00	COVER 2 .....	2	
22	90119-06056-00	BOLT, WITH WASHER .....	1	



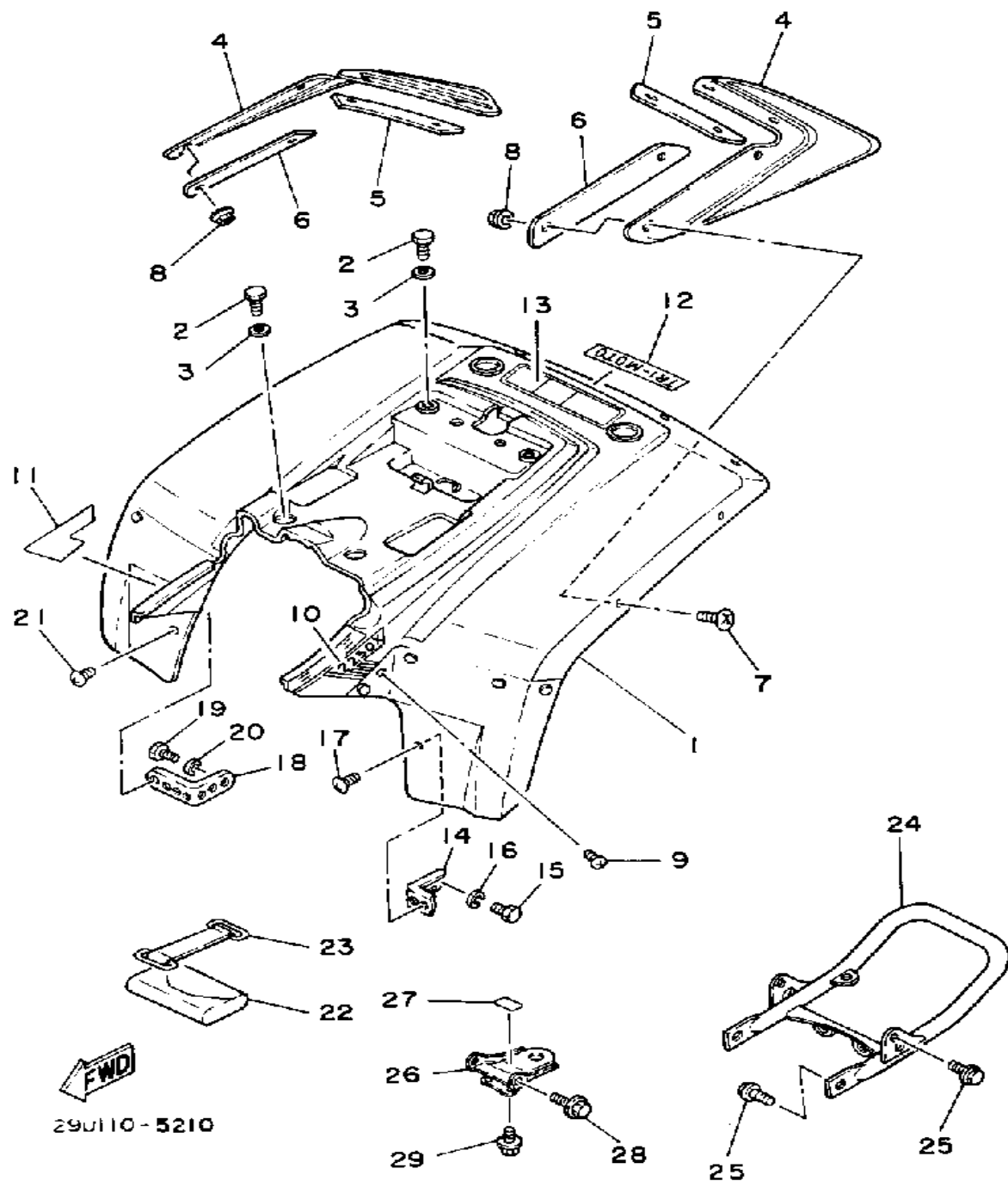
29U110- 5190

# FRONT FENDER



Ref. No.	Part Number	Description	Qty	Remarks
1	29U-21511-00-00	FENDER, FRONT	1	U.R COMP YEL
	29U-21511-20-00	FENDER, FRONT	1	U.R. SKY BLUE
2	90209-06187-00	WASHER	4	
3	90201-05029-00	WASHER, PLATE	4	
4	90119-06063-00	BOLT, WITH WASHER	4	
5	29U-21521-00-00	FLAP, FRONT FENDER	1	
6	29U-21523-00-00	PLATE 1	1	
7	90154-05059-00	SCREW, BINDING	4	
8	95701-05500-00	NUT, FLANGE	4	

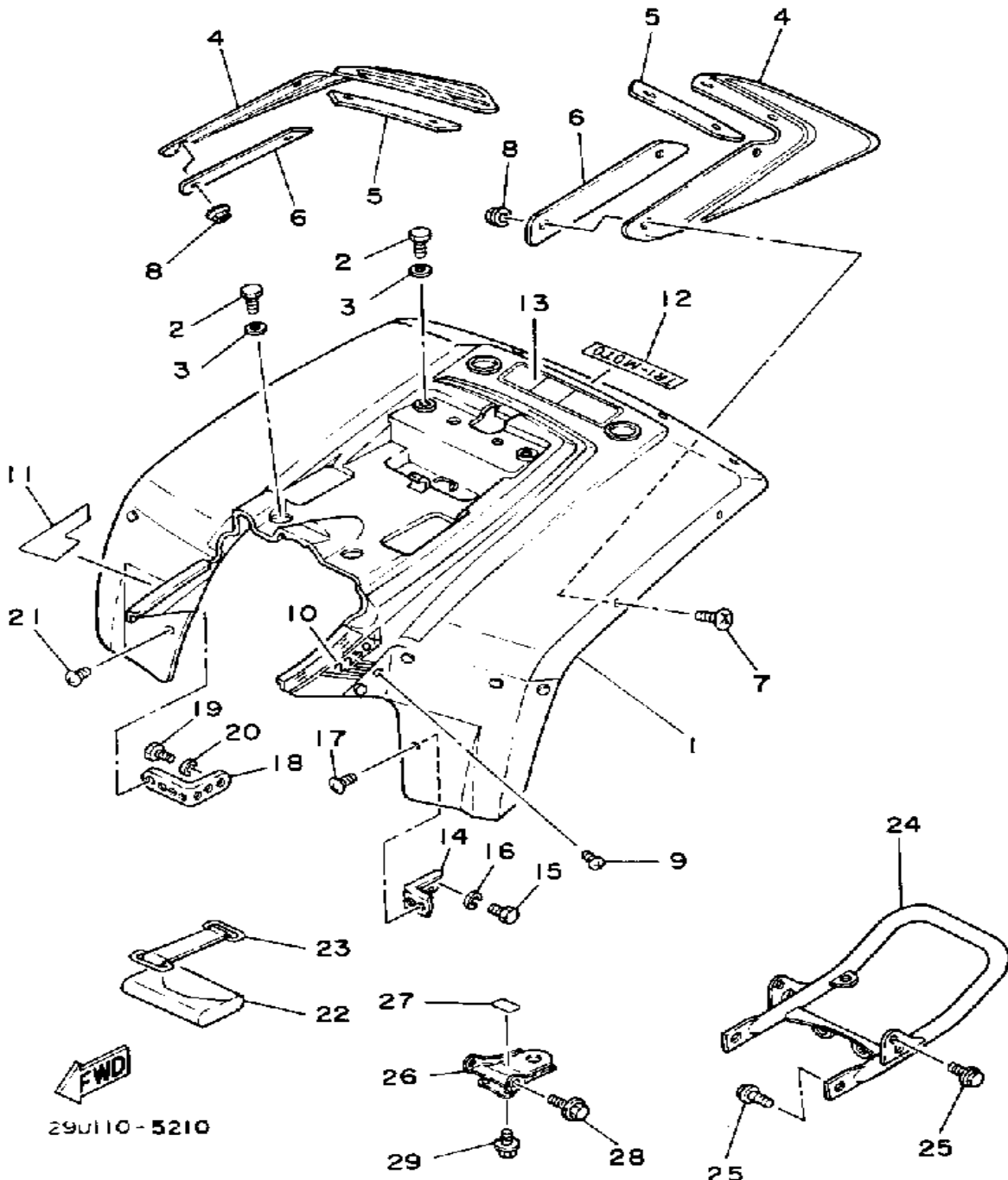
# REAR FENDER



Ref. No.	Part Number	Description	Qty	Remarks
1	29U-21600-01-00	REAR FENDER ASSEMBLY ...	1	UR COMP YEL
	2FH-21600-01-00	REAR FENDER .....	1	U.R. SKY BLUE
2	97313-06016-00	BOLT, HEXAGON .....	4	
3	90201-06073-00	WASHER, PLATE .....	4	
4	29U-21621-00-00	FLAP .....	2	
5	29U-21623-00-00	PLATE, FLAP FTNG 1 .....	2	
6	29U-21624-00-00	PLATE, FLAP FTNG 2 .....	2	
7	90154-05059-00	SCREW, BINDING .....	8	
8	95701-05500-00	NUT, FLANGE .....	8	
9	90154-05005-00	SCREW, BINDING .....	2	
10	(29U-2163G-70-00)	EMBLEM 1 .....	1	U.R. FOR SYB
	29U-2163G-60-00	EMBLEM 1 .....	1	U.R. FOR CPY
11	29U-2163H-60-00	EMBLEM 2 .....	1	U.R. FOR CPY
	29U-2163H-70-00	EMBLEM 2 .....	1	U.R. FOR SYB
12	24W-21784-30-00	EMBLEM 4 .....	1	U.R. FOR SYB
	3X3-21784-00-00	EMBLEM 4 .....	1	U.R. FOR CPY
13	29U-21659-50-00	LABEL, SAFETY .....	1	
14	29U-21613-00-00	STAY, FENDER 1 .....	1	
15	97013-06012-00	BOLT .....	2	
16	92995-06100-00	WASHER, SPRING .....	2	
17	90154-05005-00	SCREW, BINDING .....	1	
18	29U-21614-00-00	STAY, FENDER 2 .....	1	
19	97013-06012-00	BOLT .....	2	
20	92995-06100-00	WASHER, SPRING .....	2	
21	90154-05005-00	SCREW, BINDING .....	1	
22	59V-28100-00-00	TOOL KIT (24W-28100-00) ....	1	
23	21V-21376-00-00	BAND, TOOL .....	1	
24	2FW-28421-10-00	BUMPER, REAR 1 .....	1	
25	95811-08016-00	BOLT, FLANGE .....	4	

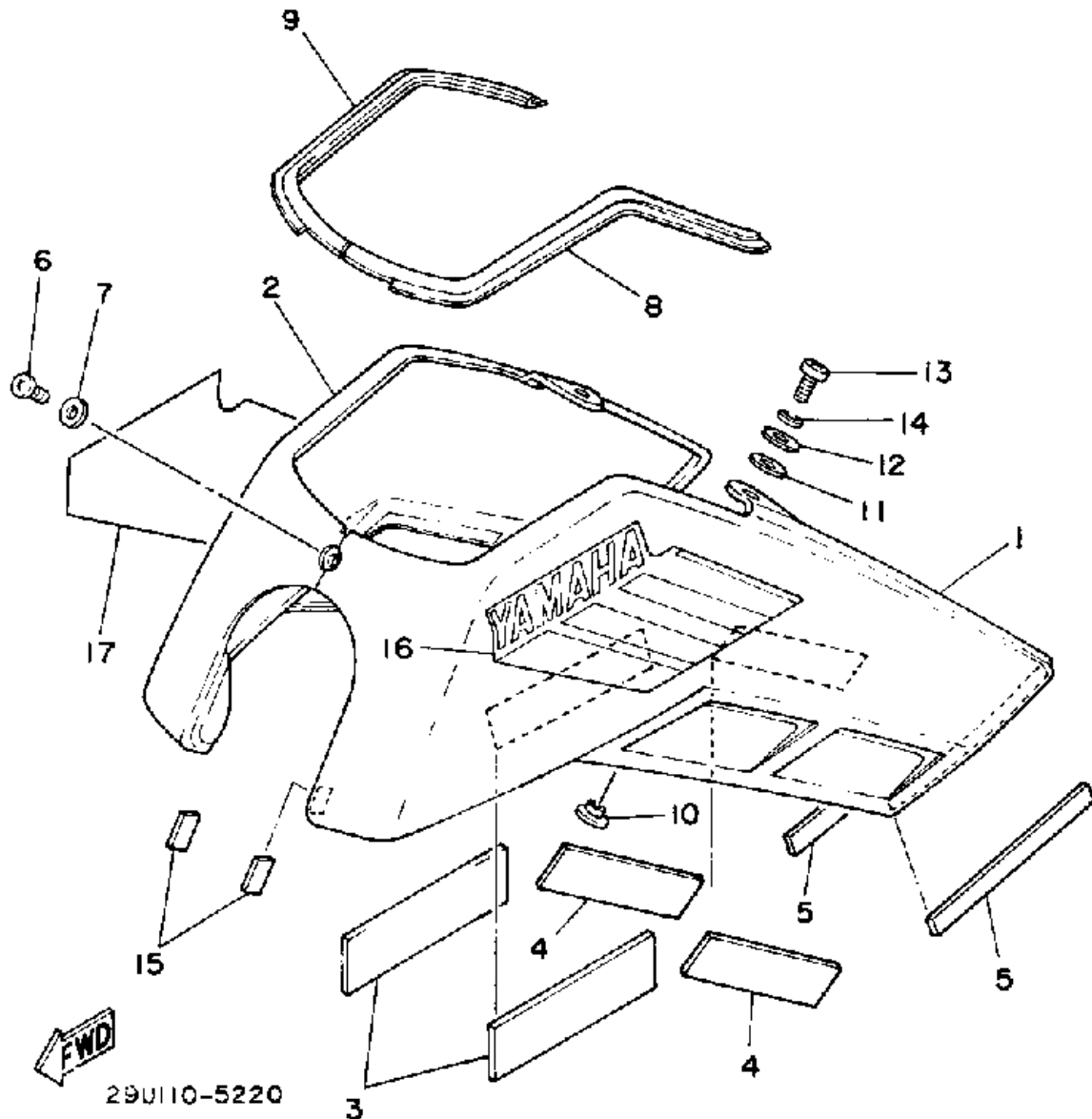
CONTINUED ON NEXT FRAME ►

# REAR FENDER



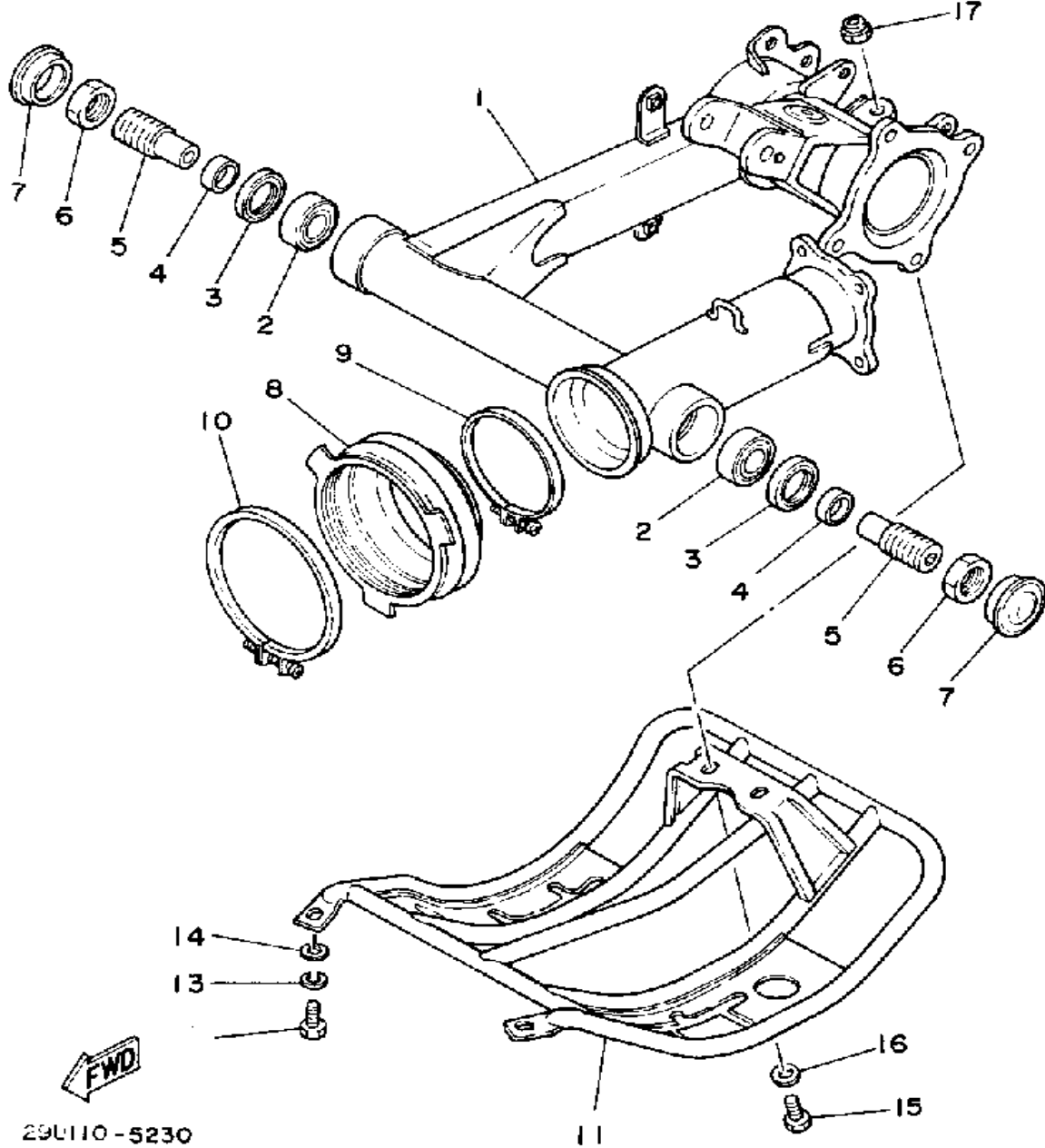
Ref. No.	Part Number	Description	Qty	Remarks
26	29U-28488-00-00	HOOK .....	1	
27	(24W-24893-00-00)	GRAPHIC 3 .....	1	IN ENGLISH
28	95821-10014-00	BOLT, FLANGE (95801-10014-00) .....	2	
29	95811-08012-00	BOLT, FLANGE .....	2	

# SIDE COVER



Ref. No.	Part Number	Description	Qty	Remarks
1	29U-W2176-00-00	SIDE COVER 1 .....	1	U.R. COMP YEL
	29U-W2176-20-00	SIDE COVER 1 .....	1	U.R. SKY BLUE
2	29U-W2177-00-00	SIDE COVER 2 .....	1	UR COMP YEL
	29U-W2177-20-00	SIDE COVER 2 .....	1	U.R. SKY BLUE
3	(3X3-21746-00-00)	DAMPER .....	2	
4	(29U-21746-00-00)	DAMPER .....	2	
5	3CV-28371-00-00	DAMPER .....	2	
6	98903-06012-00	SCREW, BIND .....	1	
7	90201-06062-00	WASHER, PLATE .....	1	
8	29U-2171L-00-00	MOLD, SIDE COVER 1 .....	1	
9	29U-2171M-00-00	MOLD, SIDE COVER 2 .....	1	
10	90387-07789-00	COLLAR .....	2	
11	90201-104G5-00	WASHER, PLATE .....	2	
12	90201-06073-00	WASHER, PLATE .....	2	
13	98580-06020-00	SCREW .....	2	
14	92995-06100-00	WASHER, SPRING .....	2	
15	(29U-21717-00-00)	DAMPER .....	2	
16	29U-21781-60-00	EMBLEM 1 .....	1	U.R. FOR CPY
	29U-21781-70-00	EMBLEM 1 .....	1	U.R. FOR SYB
17	29U-21782-60-00	EMBLEM 2 .....	1	U.R. FOR CPY
	29U-21782-70-00	EMBLEM 2 .....	1	U.R. FOR SYB

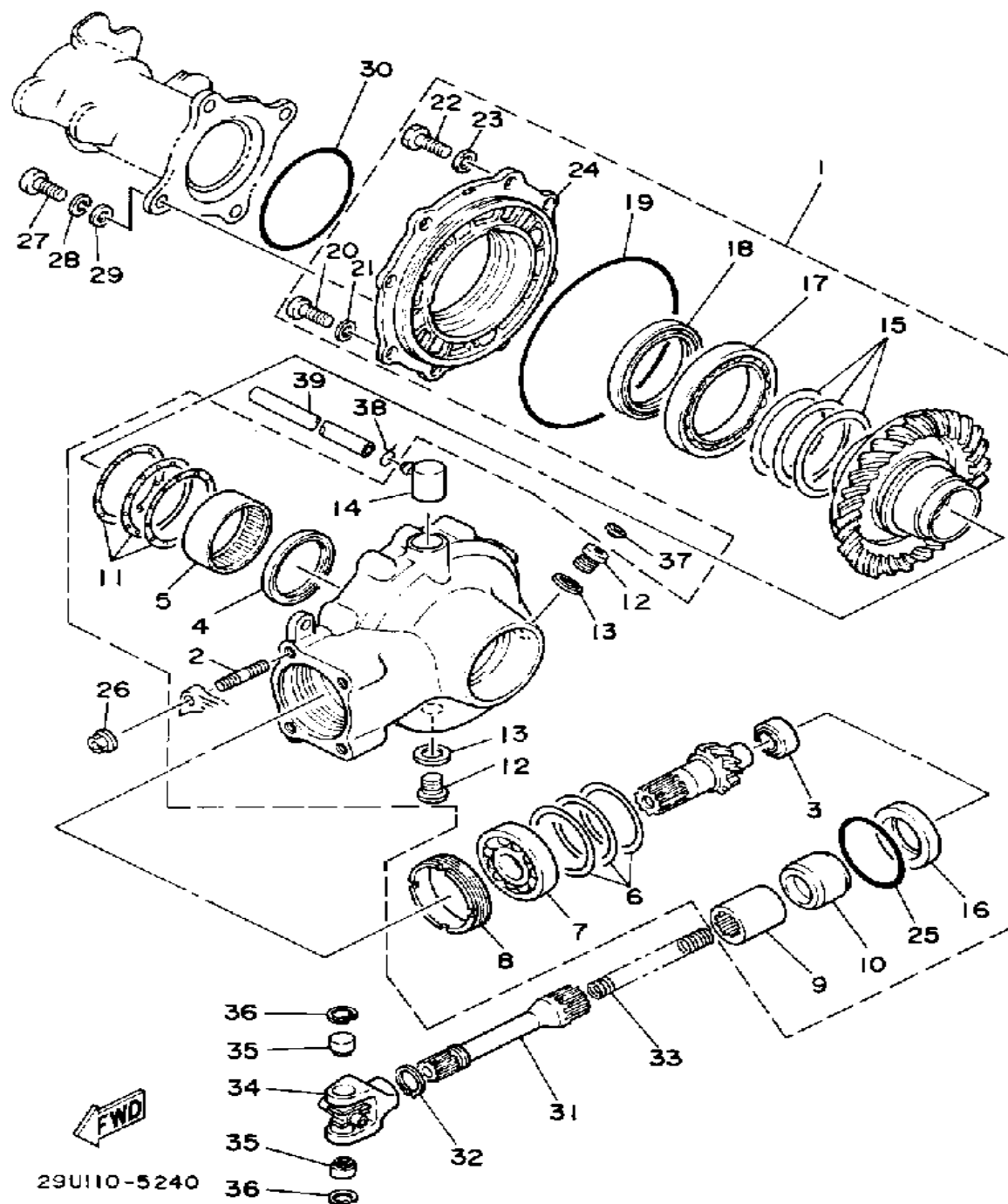
# SWING ARM



Ref. No.	Part Number	Description	Qty	Remarks
1	2VY-22110-00-33	REAR ARM .....	1	YAMAHA BLACK
2	93332-00010-00	BEARING .....	2	
3	93102-25017-00	OIL SEAL .....	2	
4	90387-17543-00	COLLAR .....	2	
5	29U-22141-00-00	SHAFT, PIVOT .....	2	
6	1J7-22143-00-00	NUT .....	2	
7	90338-34069-00	PLUG .....	2	
8	29U-22189-00-00	BOOT, RUBBER .....	1	
9	90460-80229-00	CLAMP, HOSE .....	1	
10	90460-99228-00	CLAMP, HOSE .....	1	
11	29U-2219X-00-00	COVER .....	1	
12	97313-08016-00	BOLT, HEXAGON .....	2	
13	92990-08100-00	WASHER .....	2	
14	92901-08600-00	WASHER .....	2	
15	97313-08016-00	BOLT, HEXAGON .....	2	
16	90201-094G1-00	WASHER, PLATE .....	2	
17	90185-08089-00	NUT, SELF-LOCKING .....	2	

29U110-5230

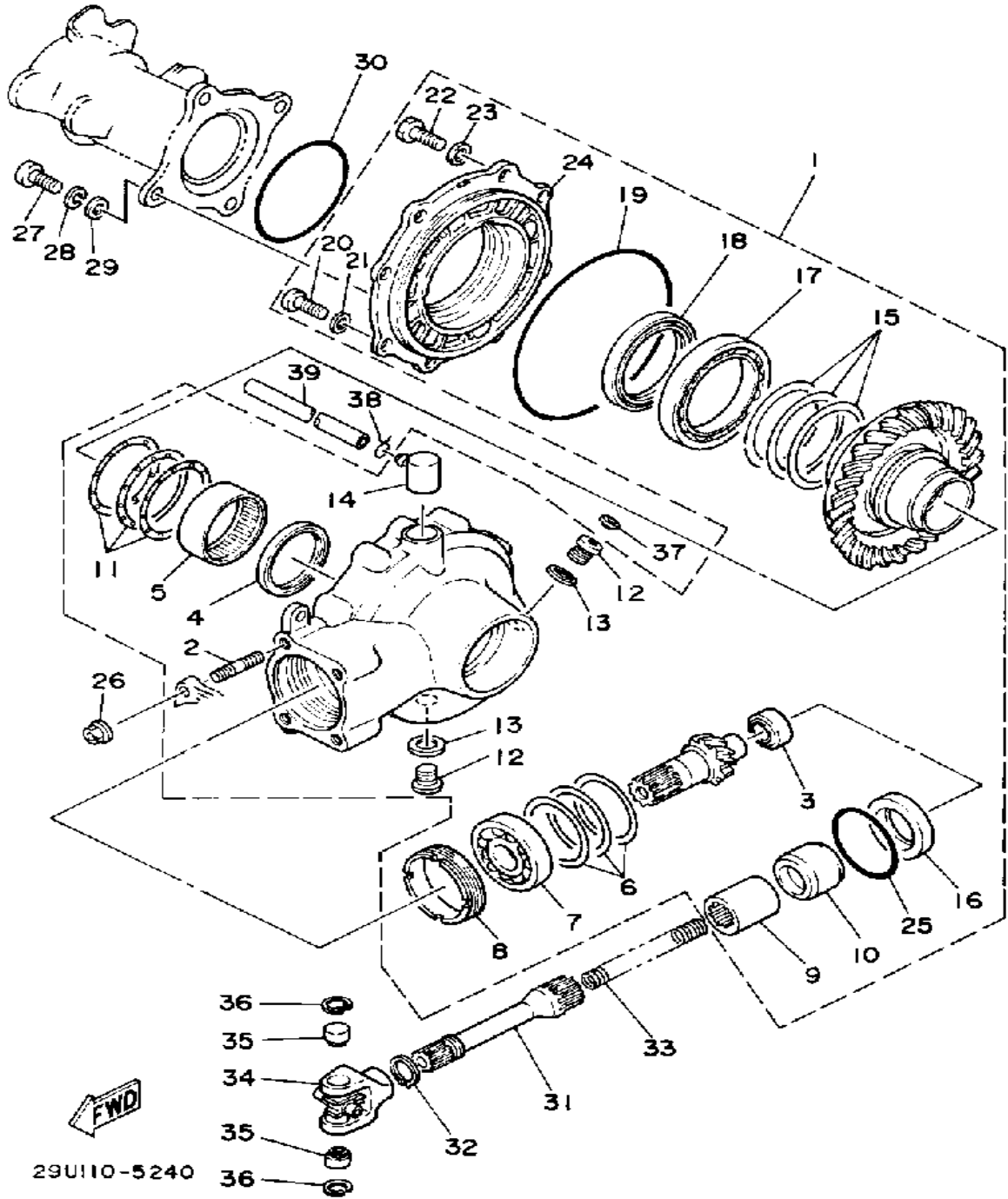
# DRIVE SHAFT



Ref. No.	Part Number	Description	Qty	Remarks
1	29U-46101-01-00	R.AXLE GEAR CS.ASEMBLYCASE ASSEMBLY	1	
2	90116-08360-00	. BOLT, STUD	4	
3	24W-46102-00-00	. BEARING ASSEMBLY	1	
4	93101-52116-00	. OIL SEAL	1	
5	93317-85569-00	. BEARING	1	
6	1J7-17537-Y0-30	. SHIM, THRUST (0.30T)	1	U.R.
	1J7-17537-Y0-40	. SHIM, THRUST (0.40T)	1	U.R.
	1J7-17537-Y0-50	. SHIM, THRUST (0.50T)	1	U.R.
7	93306-30539-00	. BEARING	1	
8	29U-46125-00-00	. RETAINER, BEARING	1	
9	2HR-46123-00-00	. COUPLING, GEAR	1	
10	90387-255H9-00	. COLLAR	1	
11	24W-46118-00-12	. WASHER, THRUST (1.2T)	1	U.R.
	24W-46118-00-14	. WASHER, THRUST (1.4T)	1	U.R.
	24W-46118-00-16	. WASHER, THRUST (1.6T)	1	U.R.
	24W-46118-00-18	. WASHER, THRUST (1.8T)	1	U.R.
	24W-46118-00-20	. WASHER, THRUST (2.0T)	1	U.R.
12	90340-14046-00	. PLUG, STRAIGHT SCREW	2	
13	214-11198-01-00	. GASKET	2	
14	2H7-17591-01-00	. BREATHER	1	
15	24W-46117-00-25	. SHIM, RING GEAR (0.25T)	1	U.R.
	24W-46117-00-30	. SHIM, RING GEAR (0.30T)	1	U.R.
	24W-46117-00-40	. SHIM, RING GEAR (0.40T)	1	U.R.
	24W-46117-00-50	. SHIM, RING GEAR (0.50T)	1	U.R.
16	93101-38098-00	. OIL SEAL	1	
17	93316-01301-00	. BEARING	1	
18	93102-65277-00	. OIL SEAL	1	

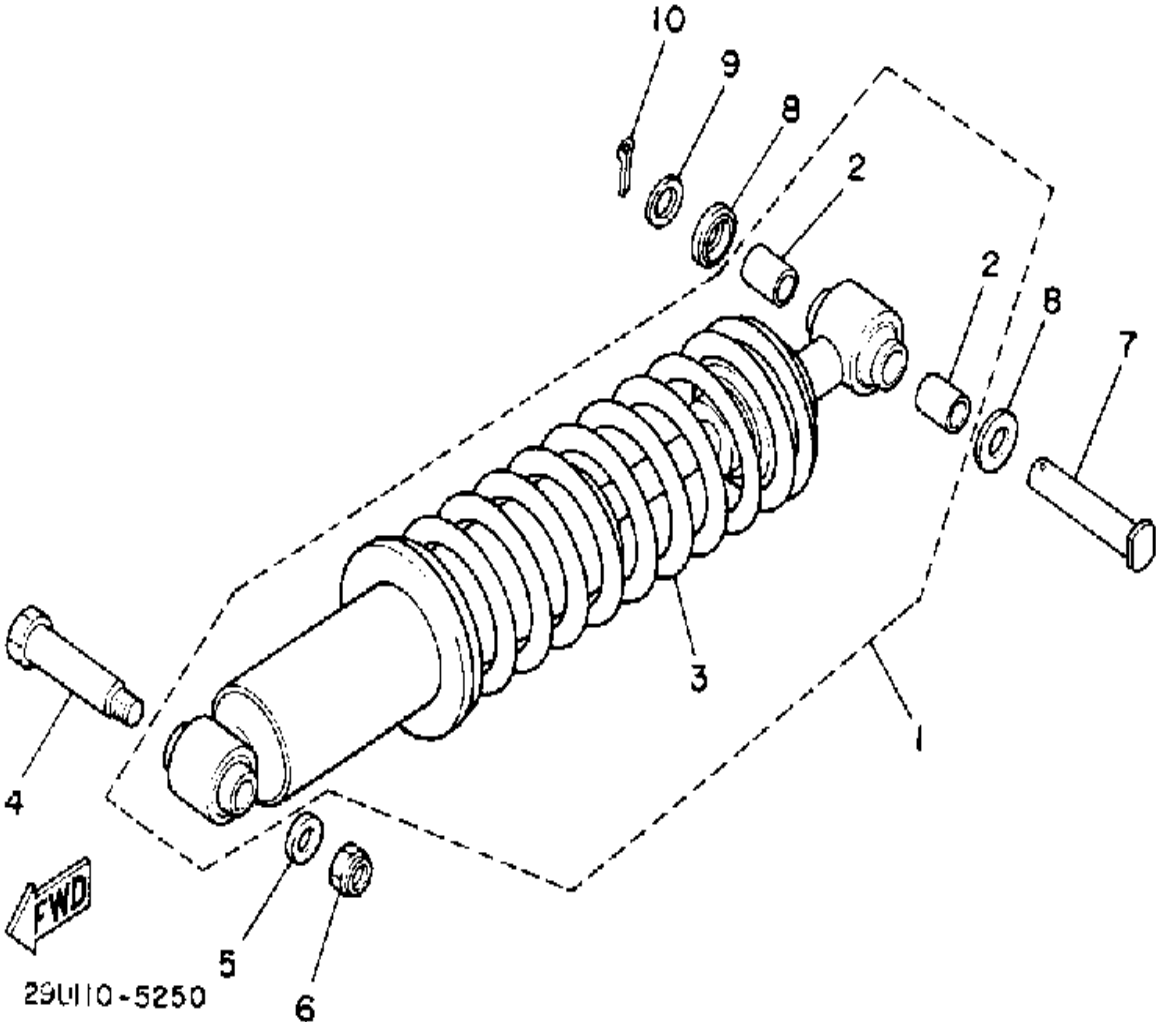
CONTINUED ON NEXT FRAME ►

# DRIVE SHAFT



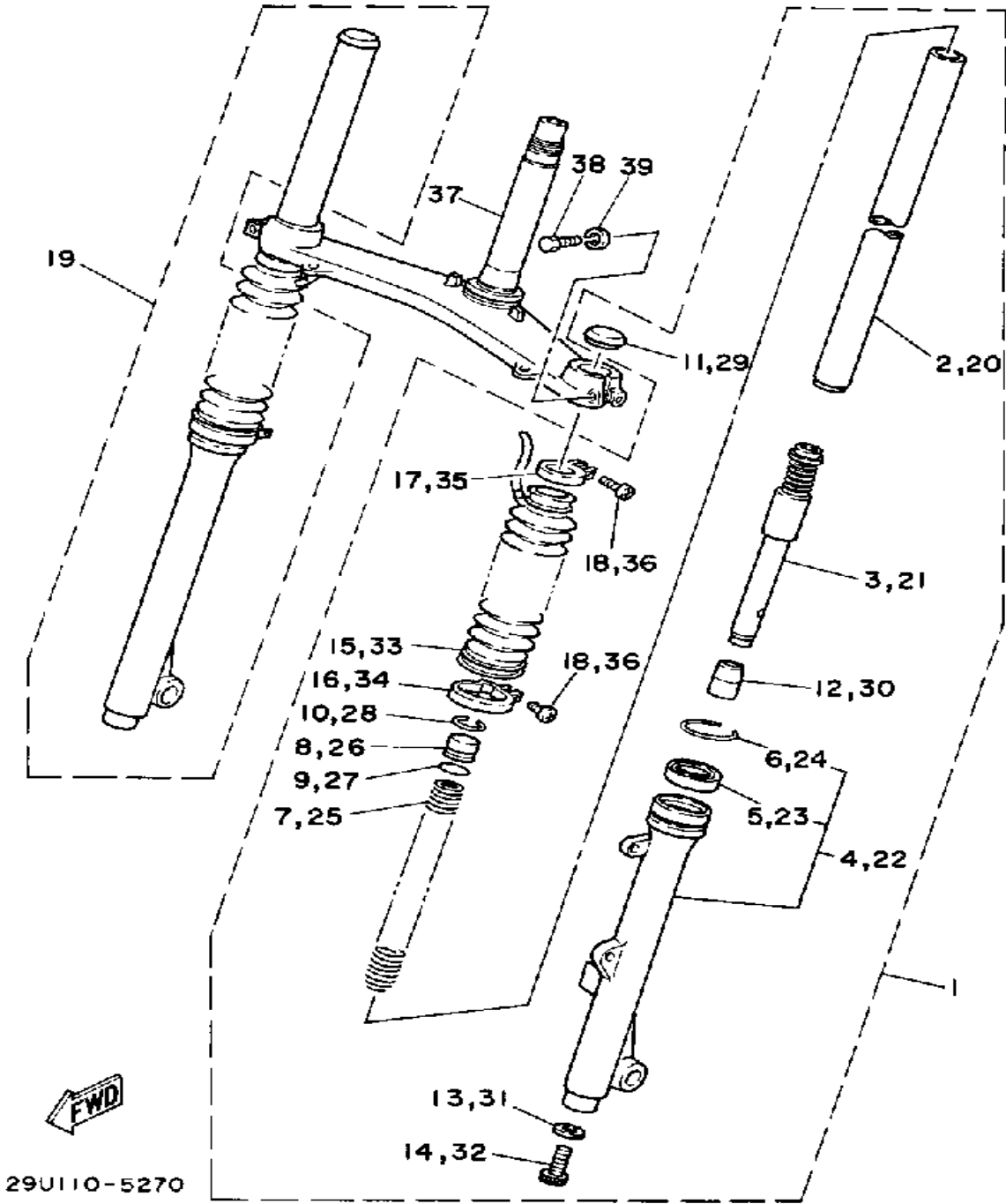
Ref. No.	Part Number	Description	Qty	Remarks
19	93211-44348-00	. O-RING	1	
20	97013-08025-00	. BOLT	6	
21	92901-08600-00	. WASHER	6	
22	97011-10025-00	. BOLT	2	
23	92990-10600-00	. WASHER, PLATE	2	
24	(29U-46152-00-00)	HOUSING, BEARING	1	
25	93210-59531-00	. O-RING	1	
26	95701-08500-00	NUT, FLANGE	4	
27	97011-10025-00	BOLT	4	
28	92990-10100-00	LOCKWASHER	4	
29	92990-10600-00	WASHER, PLATE	4	
30	93210-85075-00	O-RING	1	
31	29U-46172-01-00	SHAFT, DRIVE	1	
32	99009-20400-00	CIRCLIP	1	
33	90501-16780-00	SPRING, COMPRESSION	1	
34	29U-46180-02-00	CROSS JOINT (29U-46180-01)	1	SEE NOTE
35	93399-99920-00	BEARING	2	SEE NOTE
36	99009-17500-00	CIRCLIP	2	
37	341-23469-00-00	CAP, BOLT	1	
38	90467-07029-00	CLIP	1	
39	90445-07745-00	HOSE	1	

# REAR SHOCKS



Ref. No.	Part Number	Description	Qty	Remarks
1	29U-22210-01-33	SHK/ABS ASSEMBLY, REARASSEMBLY, REAR	1	YAMAHA BLACK
2	90380-12051-00	. BUSH, SOLID	2	
3	(29U-22212-01-33)	SPRING, HARD	1	
	29U-22212-10-33	. SPRING, SOFT	1	
4	90109-10736-00	BOLT	1	
5	90201-102G9-00	WASHER, PLATE	1	
6	95601-10100-00	NUT, U (95602-10100-00)	1	
7	90240-12092-00	PIN, CLEVIS	1	
8	1W1-22128-00-00	COVER, THRUST 1	2	
9	92990-12600-00	WASHER, PLATE	1	
10	91401-30030-00	PIN, COTTER	1	

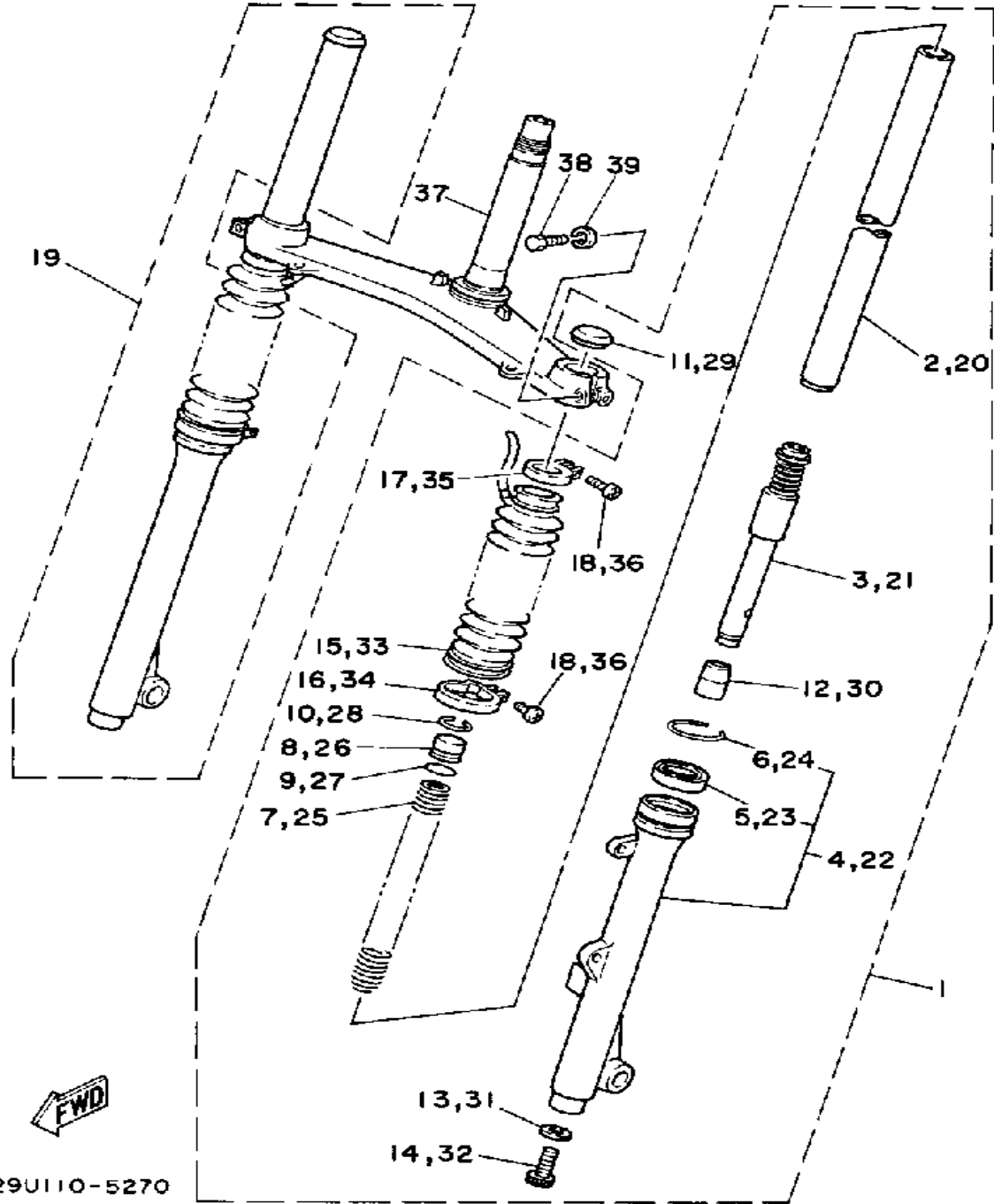
# FRONT FORK



Ref. No.	Part Number	Description	Qty	Remarks
1	29U-23102-00-35	FRONT FORK ASSEMBLY LASSEMBLY (L.H.)	1	U.R. SILVER
2	29U-23110-00-00	. INNER TUBE 1COMP. 1	1	
3	29U-23170-00-00	. CYLINDER, FRTFRKFRONT FORK	1	
4	29U-23106-00-35	. OUTER TUBE LHCOMP. (L.H.)	1	U.R. SILVER
5	93110-30013-00	.. OIL SEAL, SWO-TYPE	1	
6	93450-43072-00	.. CIRCLIP, INNER	1	
7	29U-23141-00-00	. SPRING, FRONT FORK	1	
8	5H5-23111-00-00	. BOLT, CAP	1	
9	93210-21276-00	. O-RING	1	
10	93450-27071-00	. CIRCLIP, INNER	1	
11	5H5-23154-00-00	. PLUG, INNER TUBE	1	
12	5H5-23173-00-00	. SPINDLE, TAPER	1	
13	90430-08155-00	. GASKET (29U)	1	
14	91311-08025-00	. BOLT, SOCKET HEAD	1	
15	29U-2312A-00-00	. BOOT	1	
16	90460-52259-00	. CLAMP, HOSE	1	
17	90460-35260-00	. CLAMP, HOSE	1	
18	98506-04020-00	. SCREW, PAN HEAD	2	
19	29U-23103-00-35	FRONT FORK ASSEMBLY RASSEMBLY (R.H.)	1	U.R. SILVER
20	29U-23110-00-00	. INNER TUBE 1COMP. 1	1	
21	29U-23170-00-00	. CYLINDER, FRTFRKFRONT FORK	1	
22	29U-23107-00-35	. OUTER TUBE RHCOMP. (R.H.)	1	U.R. SILVER
23	93110-30013-00	.. OIL SEAL, SWO-TYPE	1	
24	93450-43072-00	.. CIRCLIP, INNER	1	
25	29U-23141-00-00	. SPRING, FRONT FORK	1	
26	5H5-23111-00-00	. BOLT, CAP	1	

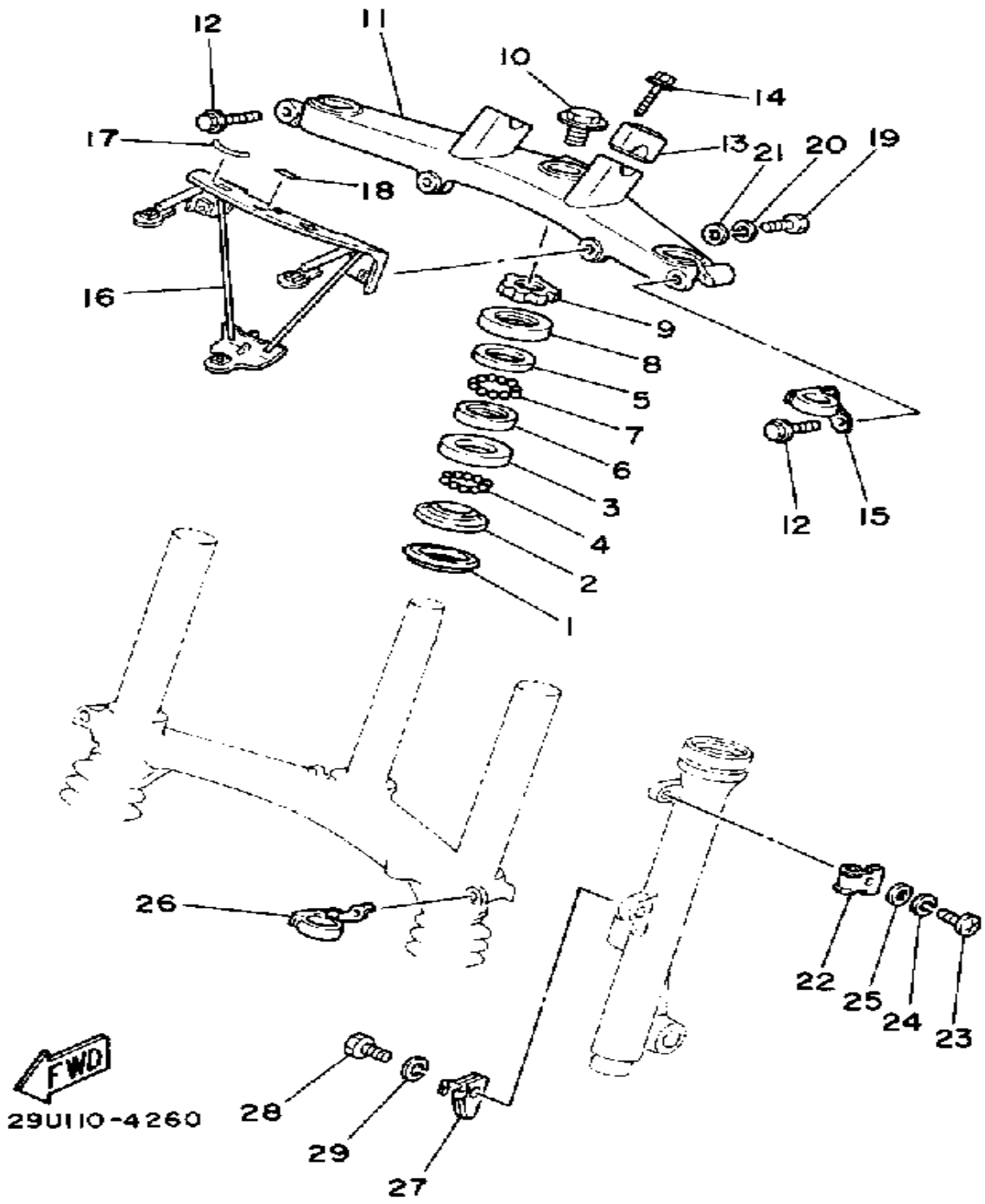
CONTINUED ON NEXT FRAME ►

# FRONT FORK



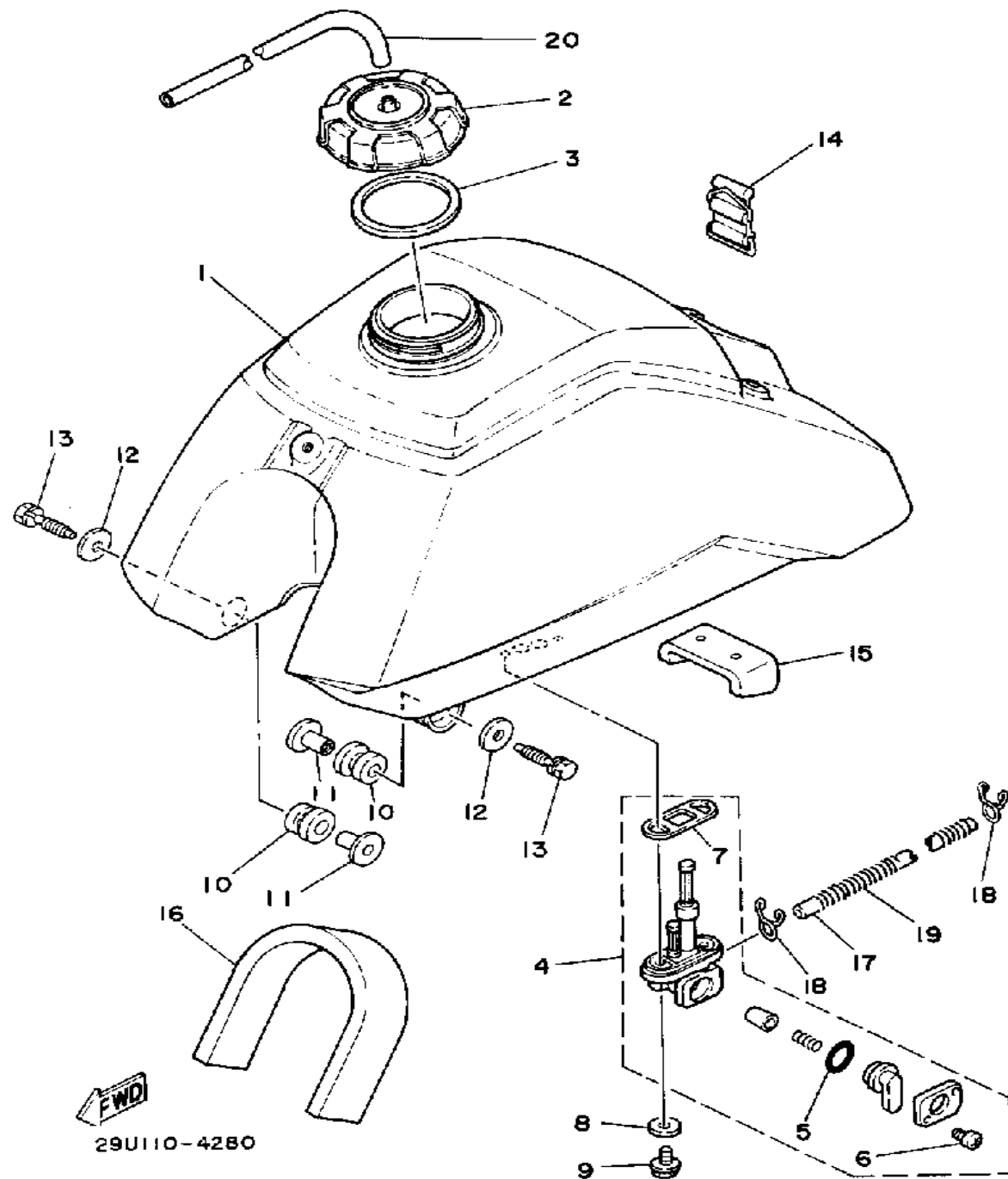
Ref. No.	Part Number	Description	Qty	Remarks
27	93210-21276-00	. O-RING	1	
28	93450-27071-00	. CIRCLIP, INNER	1	
29	5H5-23154-00-00	. PLUG, INNER TUBE	1	
30	5H5-23173-00-00	. SPINDLE, TAPER	1	
31	90430-08155-00	. GASKET (29U)	1	
32	91311-08025-00	. BOLT, SOCKET HEAD	1	
33	29U-2312A-00-00	. BOOT	1	
34	90460-52259-00	. CLAMP, HOSE	1	
35	90460-35260-00	. CLAMP, HOSE	1	
36	98506-04020-00	. SCREW, PAN HEAD	2	
37	29U-23340-10-00	UNDER BRACKETCOMP.	1	
38	97023-10035-00	BOLT, HEXAGON	2	
39	92990-10100-00	LOCKWASHER	1	

# STEERING

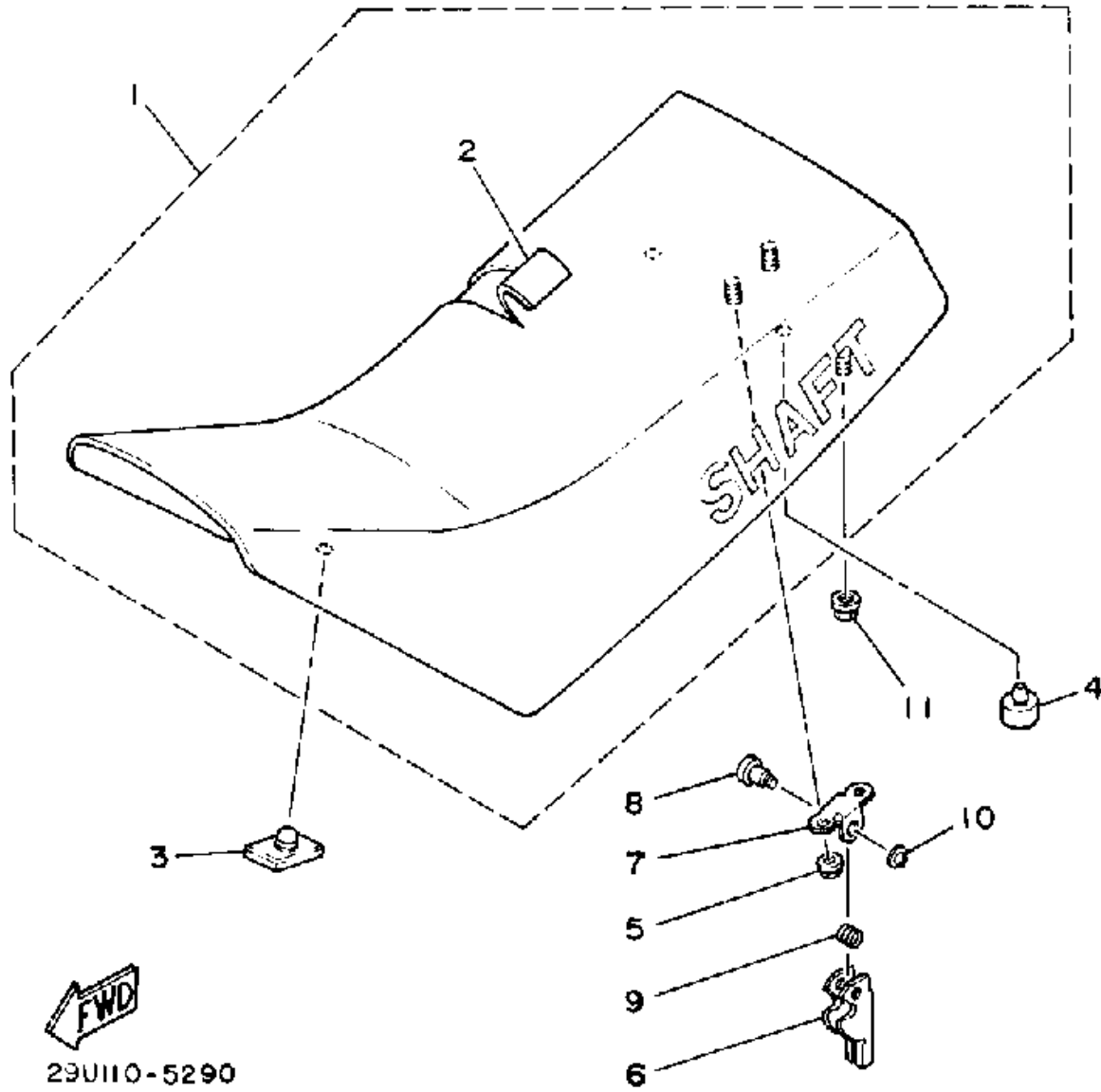


Ref. No.	Part Number	Description	Qty	Remarks
1	164-23462-00-00	SEAL, STEERING	1	
2	156-23411-00-00	RACE, BALL 1	1	
3	156-23412-00-00	RACE, BALL 2	1	
4	93501-04011-00	BALL	19	
5	183-23411-00-00	RACE, BALL 1	1	
6	183-23412-00-00	RACE, BALL 2	1	
7	93501-04011-00	BALL	19	
8	136-23415-00-00	COVER, BALL RACE 1	1	
9	90179-25033-00	NUT	1	
10	90105-14102-00	BOLT, WASHER BASED	1	
11	29U-23435-00-00	CROWN, HANDLE	1	
12	90105-08091-00	BOLT, WASHER BASED	2	
13	1E6-23441-00-00	HOLDER, HANDLE UPR	2	
14	95811-08035-00	BOLT, FLANGE (95821-08035)	4	
15	21V-23317-00-00	HOLDER, CABLE	1	
16	29U-23174-00-00	STAY, HEADLIGHT	1	
17	29U-83585-10-00	LABEL	1	
18	24W-83585-20-00	LABEL	1	
19	97001-08025-00	BOLT (1NV)	2	
20	92990-08100-00	WASHER	2	
21	92901-08600-00	WASHER	2	
22	3Y1-23319-00-00	HOLDER, CABLE 2	1	
23	98506-06016-00	SCREW, PANHEAD	1	
24	92906-06100-00	WASHER, SPRING	1	
25	92906-06600-00	WASHER	1	
26	21V-23389-00-00	GUIDE, CABLE	1	
27	29U-26396-00-00	HOLDER, ADJUSTING	1	
28	97011-06020-00	BOLT	1	
29	92995-06100-00	WASHER, SPRING	1	

# FUEL TANK



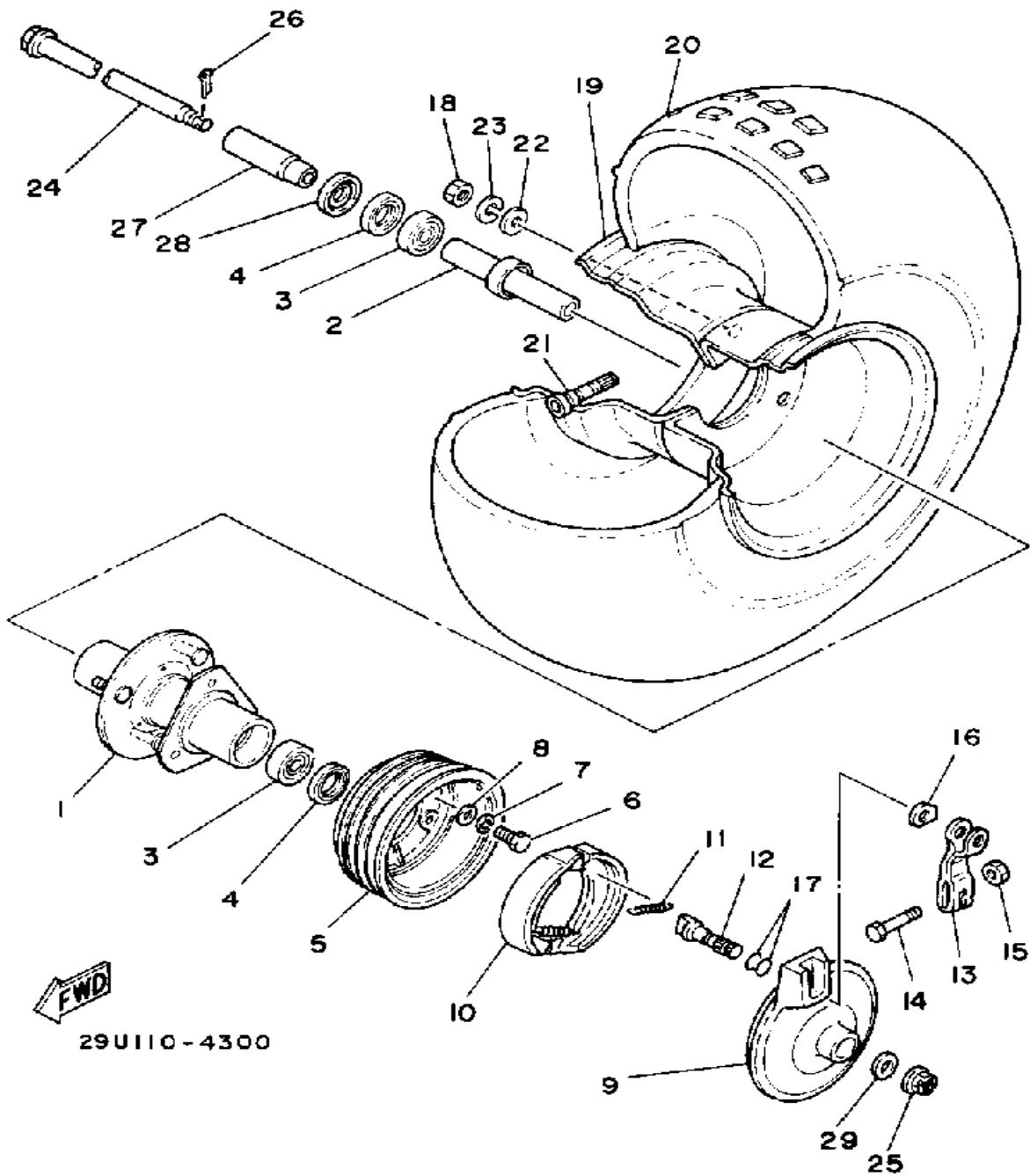
Ref. No.	Part Number	Description	Qty	Remarks
1	2FW-24110-00-00	FUEL TANK	1	
2	1UY-24610-00-00	CAP ASSEMBLY	1	
3	3R9-24612-00-00	GASKET, CAP	1	
4	21V-24500-10-00	FUEL COCK ASSEMBLY 1	1	
5	4X8-24534-00-00	. SEAL, COCK	1	
6	98580-03008-00	. SCREW, PAN HEAD	2	
7	4X8-24512-00-00	. O-RING	1	
8	90202-05187-00	WASHER, PLATE	2	
9	90149-06011-00	SCREW	2	
10	90480-18354-00	GROMMET	2	
11	90387-066H4-00	COLLAR	2	
12	90201-06697-00	WASHER, PLATE	2	
13	90119-06073-00	BOLT, WITH WASHER	2	
14	59V-24173-00-00	BAND, TANK FITTING 1	1	
15	29U-24181-00-00	DAMPER, LOCATING 1	1	
16	21V-24183-00-00	DAMPER, LOCATING 3	1	
17	90445-11717-00	HOSE	1	
18	90467-10008-00	CLIP	2	
19	90501-08728-00	SPRING, COMPRESSION	1	
20	90445-09111-00	HOSE	1	



# SEAT

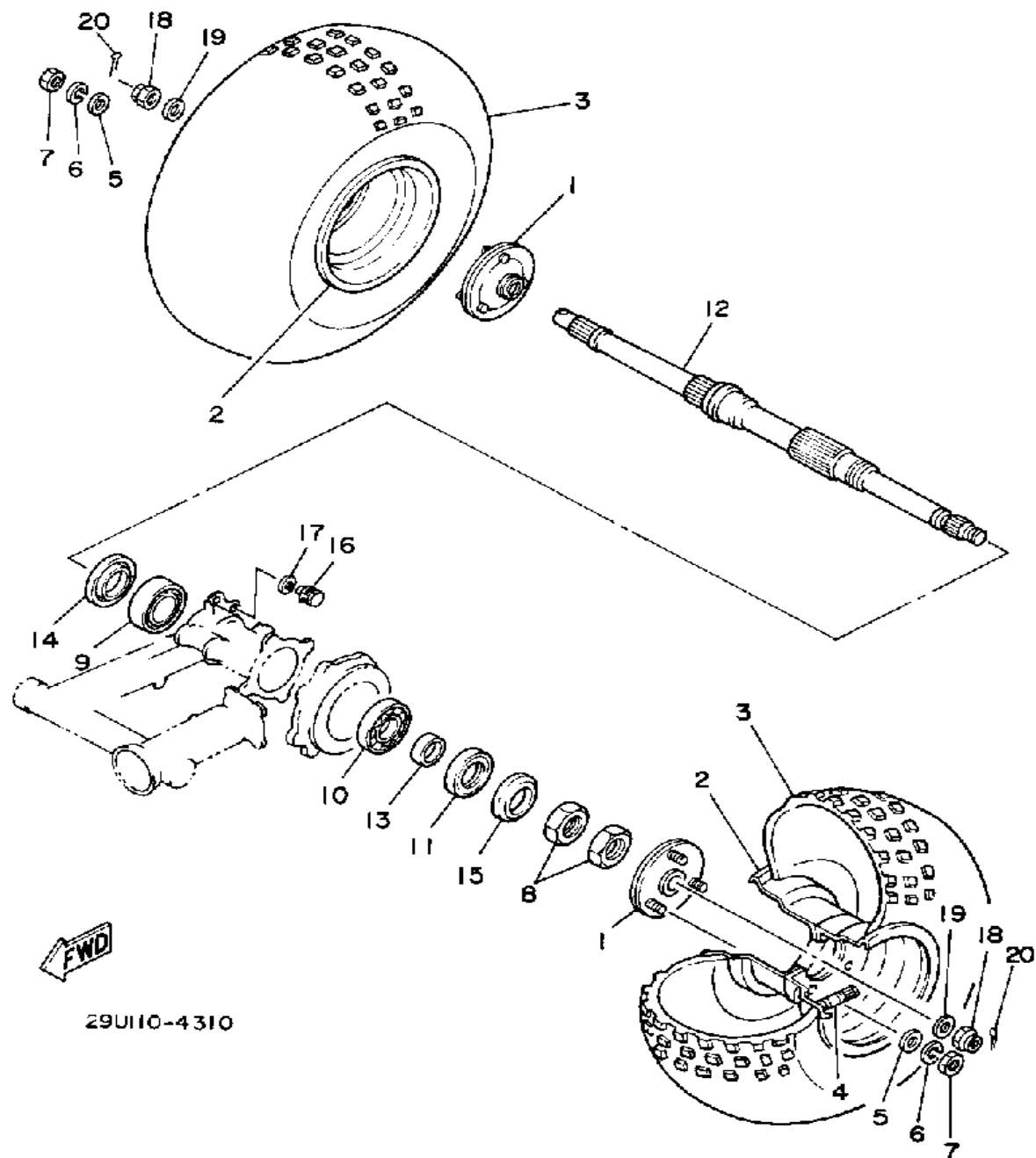
Ref. No.	Part Number	Description	Qty	Remarks
1	29U-W2471-00-00	SINGLE SEAT ASSEMBLY	1	
2	29U-24711-00-00	. COVER, SINGLE SEAT	1	
3	509-24724-00-00	. DAMPER, SEAT	3	
4	371-27114-00-00	STOPPER, MAIN STAND	2	
5	95701-06500-00	NUT, FLANGE	2	
6	29U-24776-00-00	LEVER, SEAT	1	
7	4K0-24775-00-00	BRACKET, SEAT LEVER	1	
8	4K0-24774-01-00	PIN	1	
9	90508-20454-00	SPRING, TORSION	1	
10	93430-04002-00	CIRCLIP	1	
11	95701-06500-00	NUT, FLANGE	2	

# FRONT WHEEL



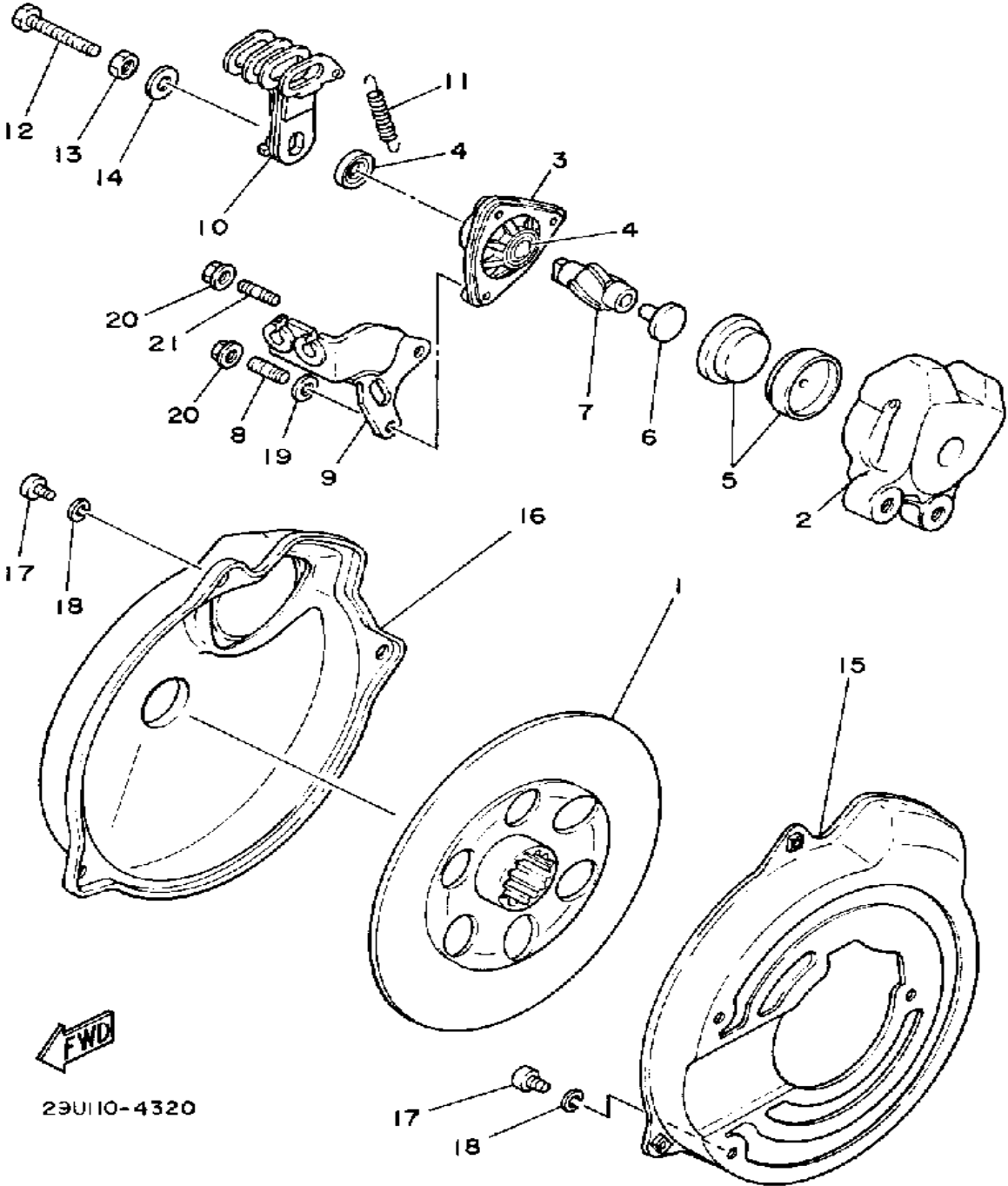
Ref. No.	Part Number	Description	Qty	Remarks
1	29U-25111-00-00	HUB, FRONT	1	
2	29U-25117-00-00	SPACER, BEARING	1	
3	93306-20310-00	BEARING	2	
4	93102-23252-00	OIL SEAL	2	
5	5V7-2511E-00-00	DRUM, BRAKE	1	
6	97313-08020-00	BOLT, HEXAGON	3	
7	92990-08100-00	WASHER	3	
8	92901-08600-00	WASHER	3	
9	21V-25121-00-35	PLATE, BRAKE SHOE	1	
10	5G3-W2536-00-00	BRAKESHOE SET-2PCS	2	
11	90506-15260-00	SPRING, TENSION	2	
12	3Y6-25351-00-00	CAMSHAFT	1	
13	21V-25155-00-00	LEVER, CAMSHAFT 1	1	
14	90101-06278-00	BOLT	1	
15	95380-06600-00	NUT	1	
16	5V7-2513A-00-00	PLATE, INDICATOR	1	
17	93210-14104-00	O-RING	2	
18	95311-10600-00	NUT	3	
19	29U-25180-00-35	WHEEL, FRONT	1	
20	94111-083H6-00	22X11-8 KT755 DUN.	1	DUNLOP
21	93900-00030-00	VALVE, RIM	1	DUNLOP
22	92990-10200-00	WASHER, PLAIN	3	
23	92990-10100-00	LOCKWASHER	3	
24	29U-25181-00-00	AXLE, WHEEL	1	
25	90171-14020-00	NUT, CASTLE	1	
26	91401-30030-00	PIN, COTTER	1	
27	90387-174G6-00	COLLAR	1	
28	5V6-25118-00-00	COVER, HUB DUST	1	
29	90201-15785-00	WASHER, PLATE	1	

# REAR WHEEL



Ref. No.	Part Number	Description	Qty	Remarks
1	5V7-25383-00-00	COLLAR, WHEEL (3X3-25383-00)	2	
2	29U-25390-00-35	WHEEL, REAR	2	
3	94111-083H6-00	22X11-8 KT755 DUN.	2	DUNLOP
4	93900-00030-00	VALVE, RIM	1	DUNLOP
5	92990-10200-00	WASHER, PLAIN	6	
6	92990-10100-00	LOCKWASHER	6	
7	95311-10600-00	NUT	6	
8	90179-40419-00	NUT, SPEC'L SHAPE	2	
9	93399-99913-00	BEARING, SPECIAL	1	
10	93306-00803-00	BEARING (B6008)	1	
11	93102-46274-00	OIL SEAL, SD-TYPE	1	
12	29U-25381-00-00	AXLE, WHEEL	1	
13	24W-25386-00-00	COLLAR, SPRKT AXLE	1	
14	24W-25367-00-00	COVER, HUB DUST	1	
15	21V-25367-00-00	COVER, HUB DUST	1	
16	90119-10098-00	BOLT, WITH WASHER	2	
17	90201-104G0-00	WASHER, PLATE	2	
18	90171-14037-00	NUT, CASTLE	2	
19	90201-140A6-00	WASHER, PLATE	2	
20	91401-30030-00	PIN, COTTER	2	

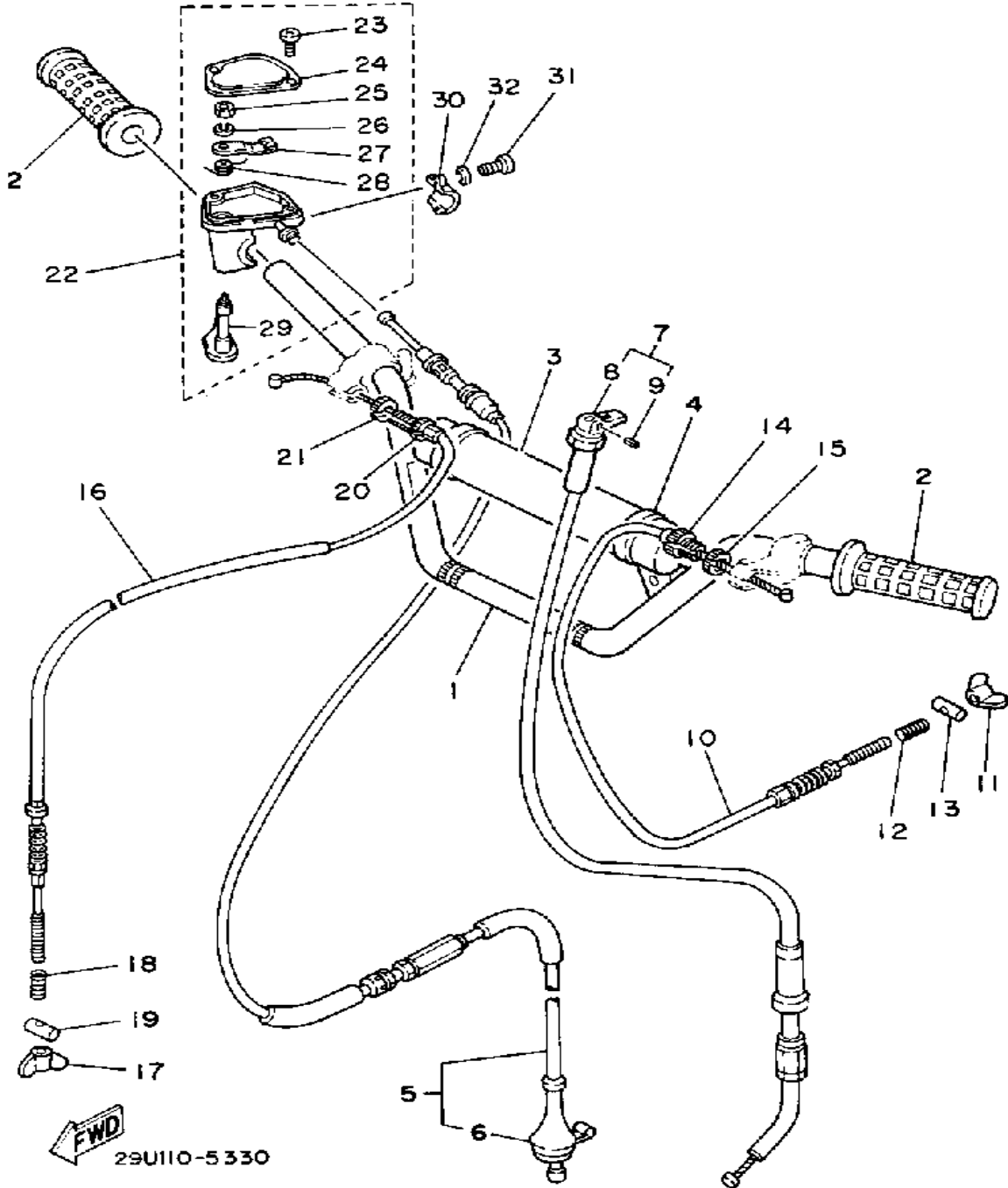
# REAR BRAKE CALIPER



Ref. No.	Part Number	Description	Qty	Remarks
1	21V-25711-01-00	DISC, BRAKE	1	
2	24W-25731-01-00	BODY CALIPER 1	1	
3	21V-25741-02-00	BODY, CALIPER 2 (21V-25741-01)	1	
4	93102-15212-00	OIL SEAL	2	
5	2HR-W0045-00-00	BRAKE PAD KIT, FRT	1	
6	5V6-25733-00-00	PLATE, BACK UP	1	
7	29U-25728-01-00	CAM	1	
8	90116-06475-00	BOLT, STUD	1	
9	1NU-26381-00-00	HOLDER, ADJUSTING	1	
10	1NU-25726-00-00	LEVER, BRAKE (29U-25726-01)	1	
11	90506-16215-00	SPRING, TENSION	1	
12	90101-08536-00	BOLT	1	
13	95333-08600-00	NUT, HEXAGON	1	
14	90201-08730-00	WASHER, PLATE	1	
15	29U-25715-00-00	COVER 1	1	
16	29U-25716-00-00	COVER 2	1	
17	98580-06010-00	SCREW, PAN HEAD (92503-06010)	6	
18	92995-06100-00	WASHER, SPRING	6	
19	92990-06200-00	WASHER	1	
20	95701-06500-00	NUT, FLANGE	3	
21	95612-06625-00	BOLT, STUD	2	

29U110-4320

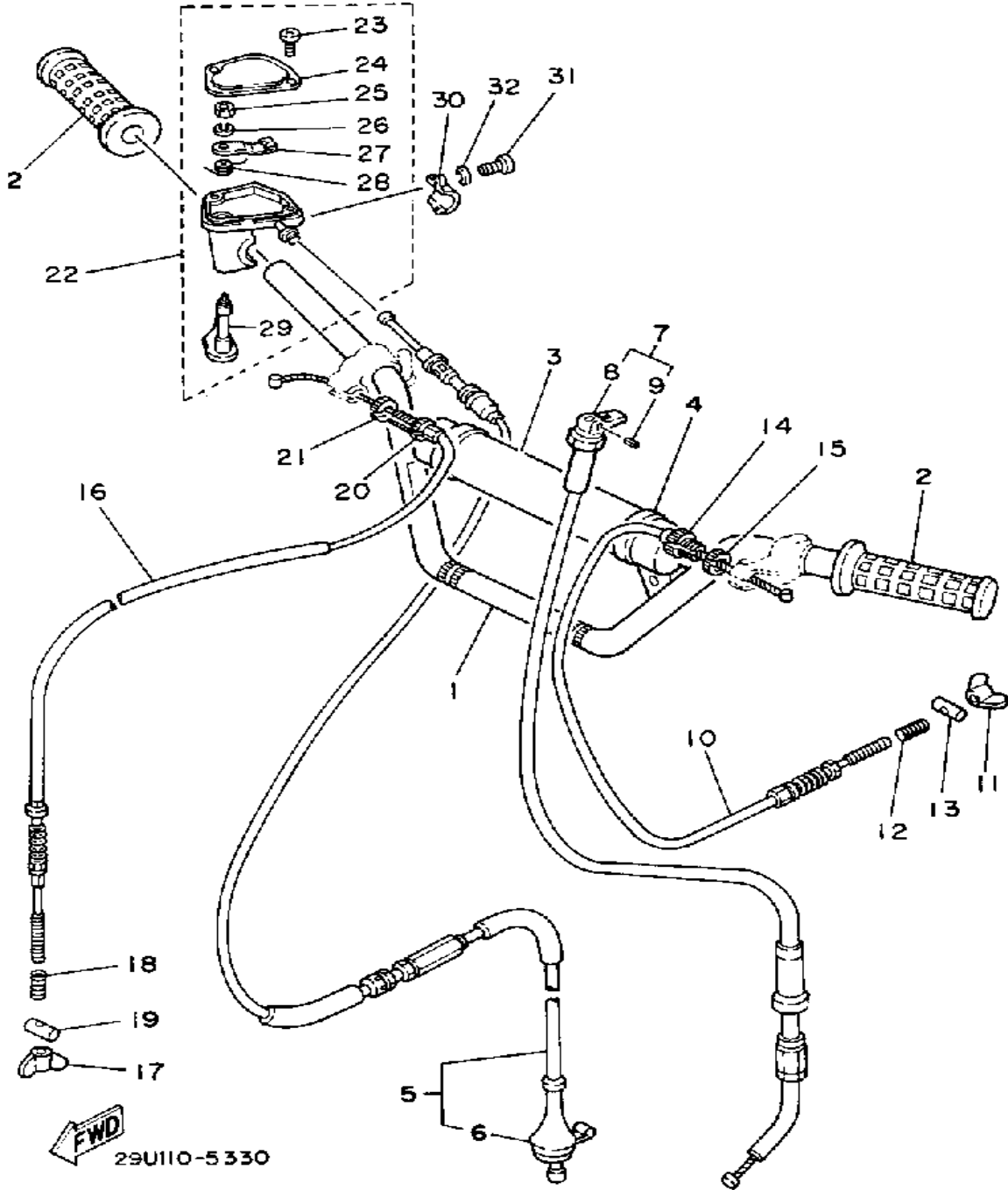
# HANDLEBAR - WIRE



Ref. No.	Part Number	Description	Qty	Remarks
1	29U-26111-01-00	HANDLEBAR .....	1	
2	3GB-26241-00-00	GRIP (LEFT) .....	2	
3	21V-26124-00-00	PROTECTOR, HDLBR .....	1	
4	437-83936-11-00	BAND, SWITCH CORD .....	2	
5	29U-26311-10-00	CABLE, THROTTLE 1 .....	1	
6	21V-26329-00-00	. CAP, RUBBER .....	1	
7	29U-26331-00-00	CABLE, STARTER 1 .....	1	
8	21V-26374-00-00	. END, CABLE 3 .....	1	
9	91609-30010-00	. PIN, SPRING .....	1	
10	29U-26341-00-00	CABLE, BRAKE .....	1	
11	20E-26343-00-00	NUT, ADJUSTING .....	1	
12	90501-10782-00	SPRING, COMPRESSION .....	1	
13	90249-12008-00	PIN .....	1	
14	90123-08046-00	BOLT .....	1	
15	90179-08148-00	NUT .....	1	
16	29U-26373-00-00	CABLE, BRAKE 4 .....	1	
17	90179-06411-00	NUT .....	1	
18	90501-10782-00	SPRING, COMPRESSION .....	1	
19	90249-12008-00	PIN .....	1	
20	90123-08046-00	BOLT .....	1	
21	90179-08148-00	NUT .....	1	
22	29U-26250-00-00	THROTTLE, LEVER ASSEMBLY (38W-26250-00) .....	1	
23	98506-05010-00	. SCREW, PAN HEAD .....	2	
24	21V-2628F-00-00	. CAP, GEAR .....	1	
25	95380-05600-00	. NUT .....	1	
26	92990-05100-00	. WASHER, SPRING .....	1	
27	21V-2625H-00-00	. ARM, THROTTLE .....	1	
28	90508-10597-00	. SPRING, TORSION .....	1	

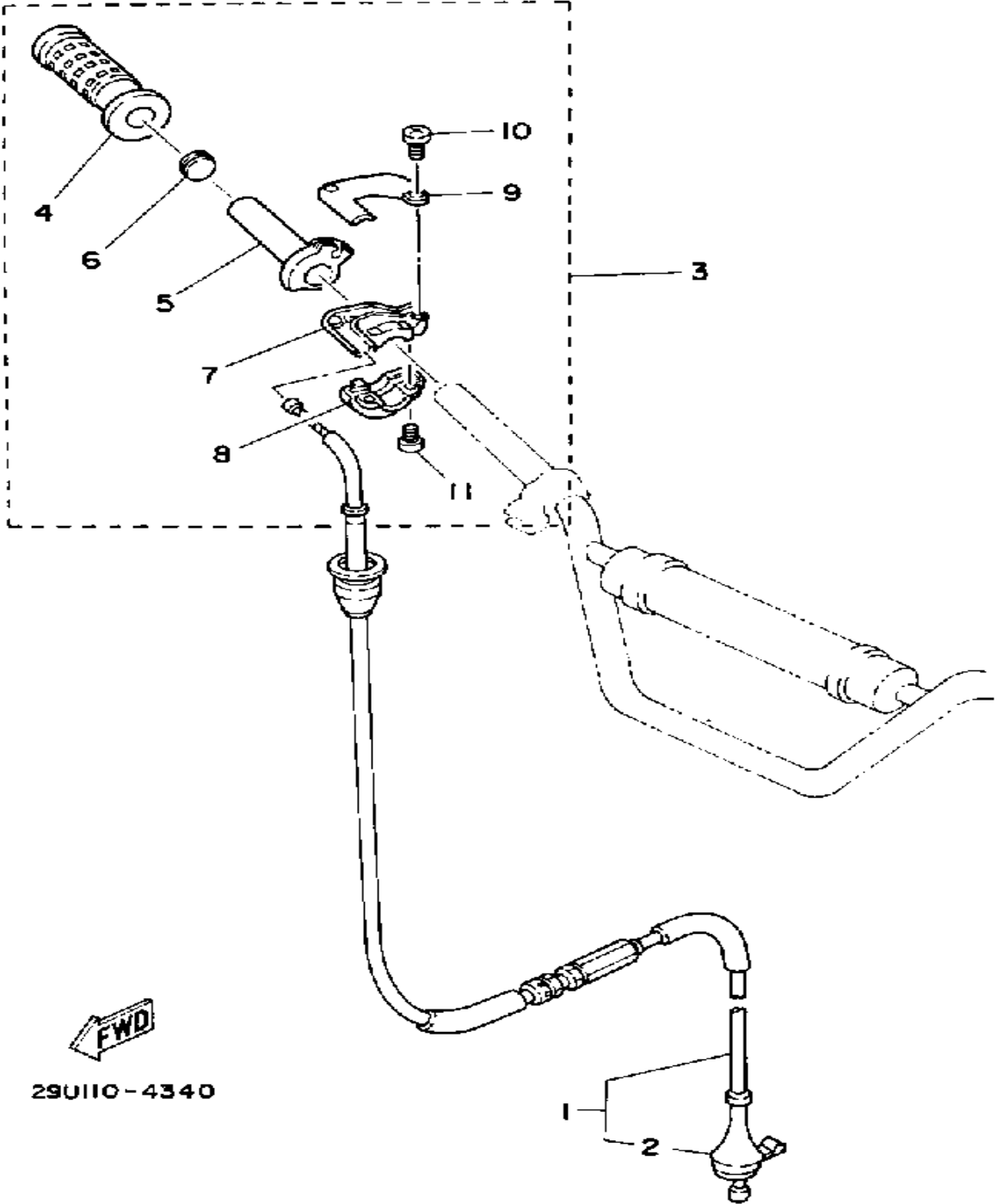
CONTINUED ON NEXT FRAME ►

# HANDLEBAR - WIRE



Ref. No.	Part Number	Description	Qty	Remarks
29	29U-2625G-00-00	. LEVER, THROTTLE (38W-2625G-00)	1	
30	38V-82913-00-00	HOLDER, LEVER LOWER 1	1	
31	98506-05018-00	SCREW, PAN HEAD	2	
32	92906-05100-00	WASHER, SPRING	2	

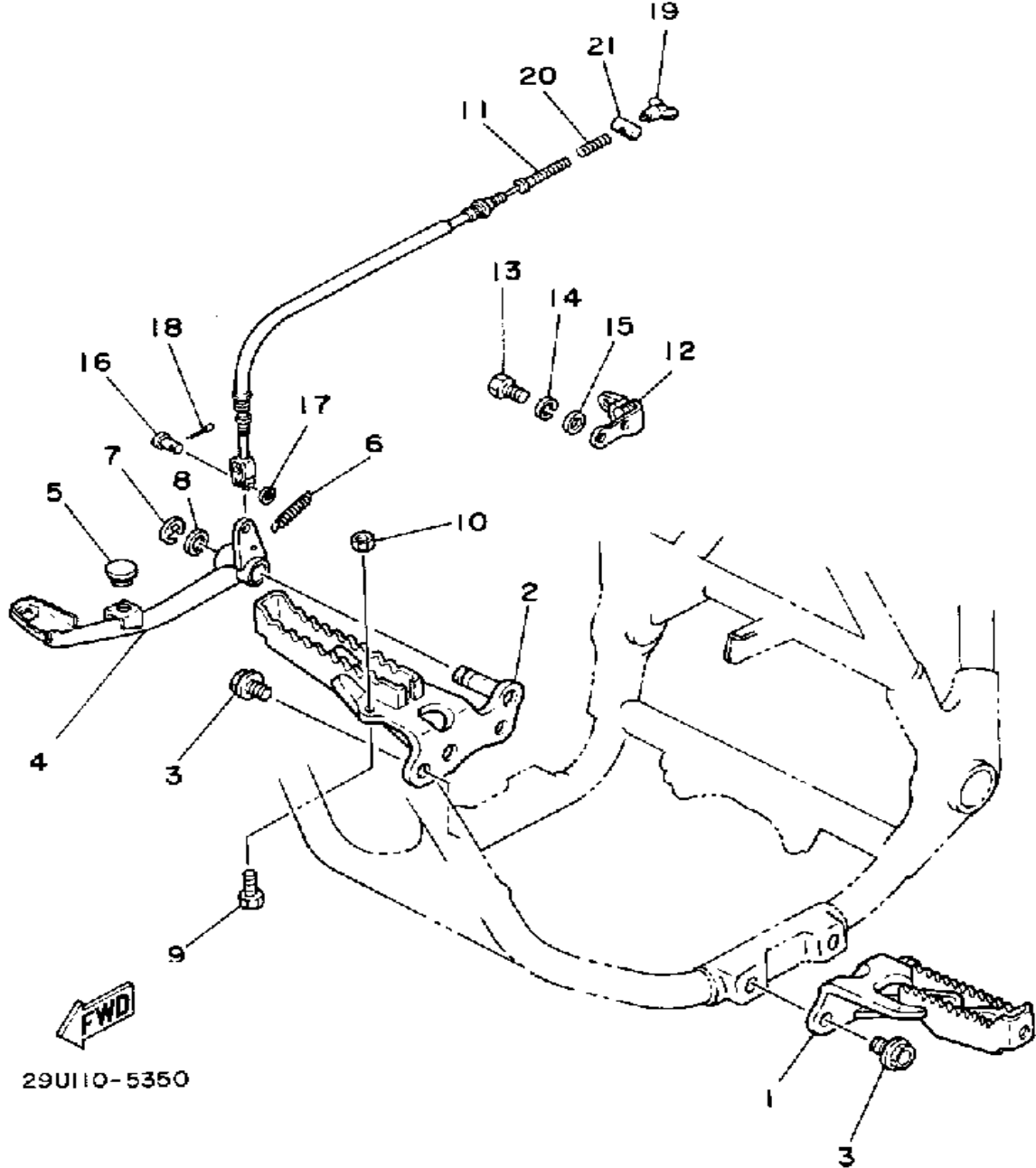
# FRONT MASTER CYLINDER



Ref. No.	Part Number	Description	Qty	Remarks
1	29U-26311-00-00	CABLE, THROTTLE 1	1	ALTERNATE PART
2	21V-26329-00-00	. CAP, RUBBER	1	ALTERNATE PART
3	29U-W0037-00-00	TWIST GRIP KIT	1	ALTERNATE PART
4	1LX-26242-01-00	GRIP (RIGHT)	1	ALTERNATE PART
5	22W-26243-00-00	. TUBE, THROTTLE GUIDE	1	ALTERNATE PART
6	90338-12192-00	. PLUG	1	ALTERNATE PART
7	5X2-26281-00-00	. CAP, GRIP UPPER	1	ALTERNATE PART
8	29U-26282-00-98	CAP, GRIP LOWER (29U-26282-00)	1	ALTERNATE PART
9	5X2-2628H-01-00	. CAP, WIRE	1	ALTERNATE PART
10	98706-04012-00	. SCREW, FLAT HEAD	2	ALTERNATE PART
11	98586-05016-00	. SCREW, PAN HEAD	2	

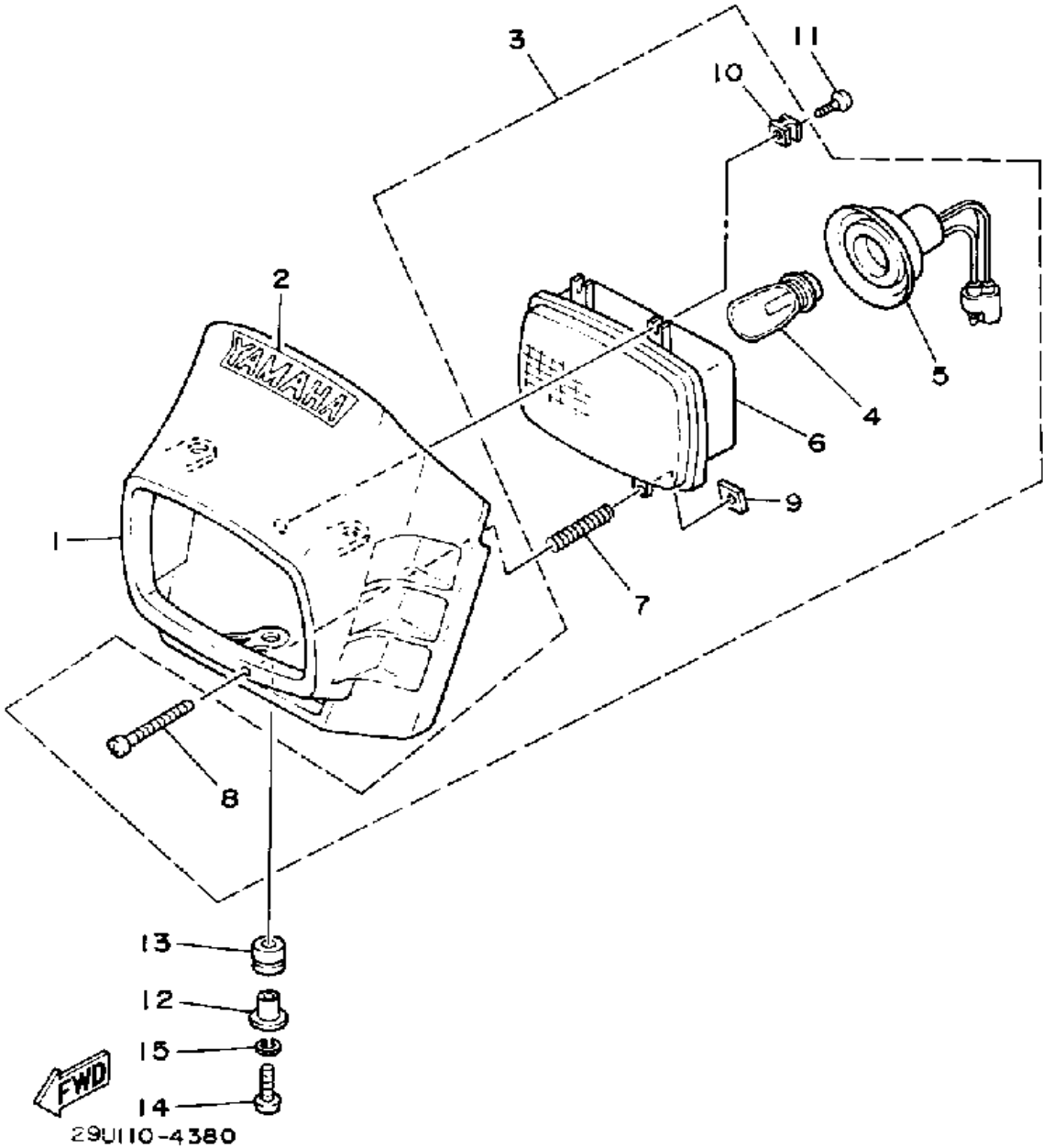
29U110-4340

# STAND - FOOTREST



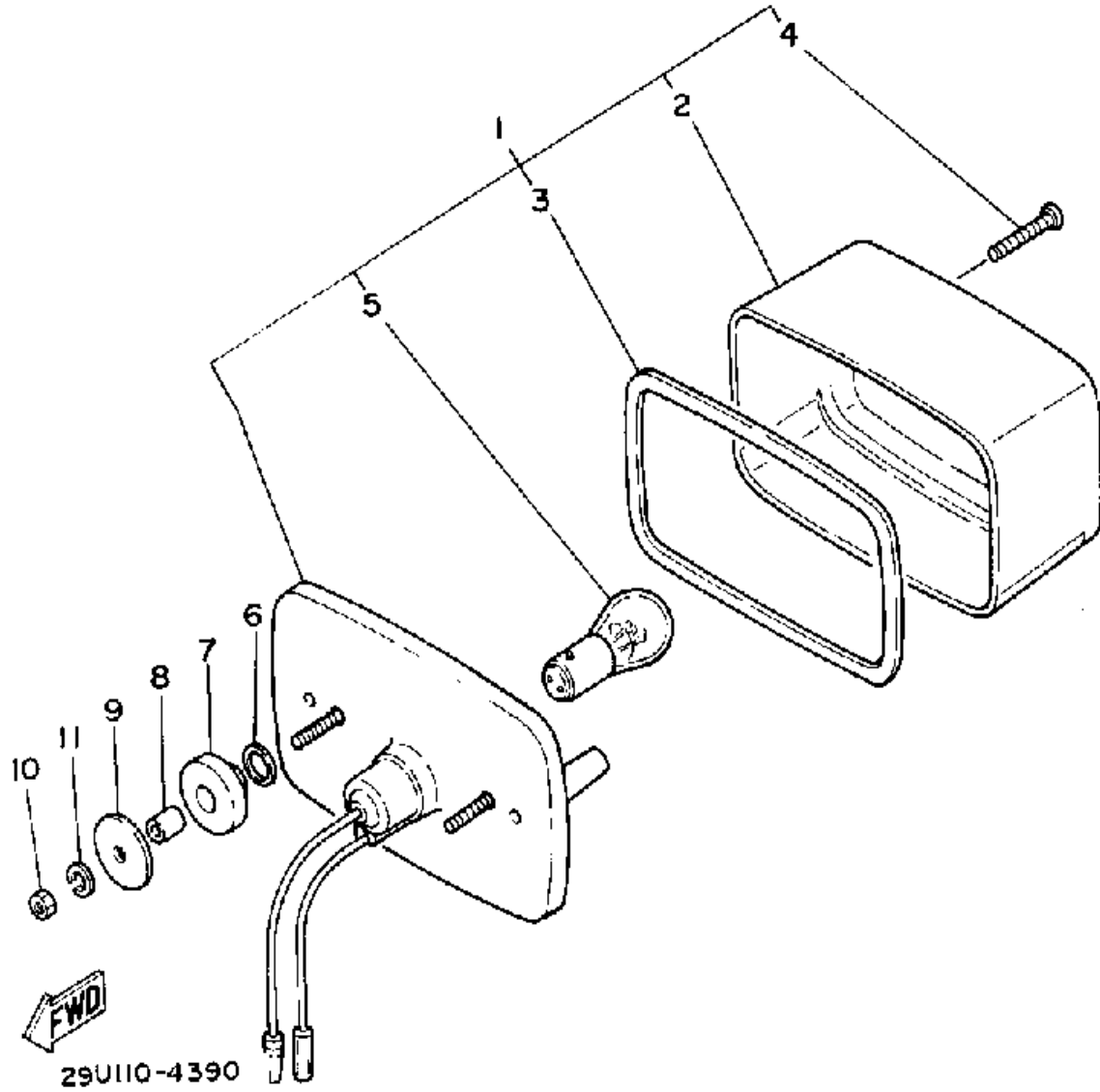
Ref. No.	Part Number	Description	Qty	Remarks
1	29U-27411-11-00	FOOTREST 1 .....	1	
2	29U-27421-10-00	FOOTREST 2 .....	1	
3	95811-12020-00	BOLT, FLANGE .....	4	
4	29U-27211-00-00	PEDAL, BRAKE .....	1	
5	128-27114-00-00	STOPPER, MAIN STAND .....	1	
6	90506-16318-00	SPRING, TENSION .....	1	
7	93430-12008-00	CIRCLIP .....	1	
8	90201-15797-00	WASHER, PLATE .....	1	
9	90101-06595-00	BOLT .....	1	
10	95380-06600-00	NUT .....	1	
11	29U-26351-01-00	CABLE, BRAKE .....	1	
12	29U-21161-00-00	HOLDER, CABLE .....	1	
13	97011-06016-00	BOLT .....	2	
14	92995-06100-00	WASHER, SPRING .....	2	
15	90201-061A5-00	WASHER, PLATE .....	2	
16	90240-06076-00	PIN, CLEVIS .....	1	
17	92990-06200-00	WASHER .....	1	
18	91490-20020-00	PIN, COTTER .....	1	
19	20E-26343-00-00	NUT, ADJUSTING .....	1	
20	90501-10782-00	SPRING, COMPRESSION .....	1	
21	90249-12008-00	PIN .....	1	

# HEADLIGHT



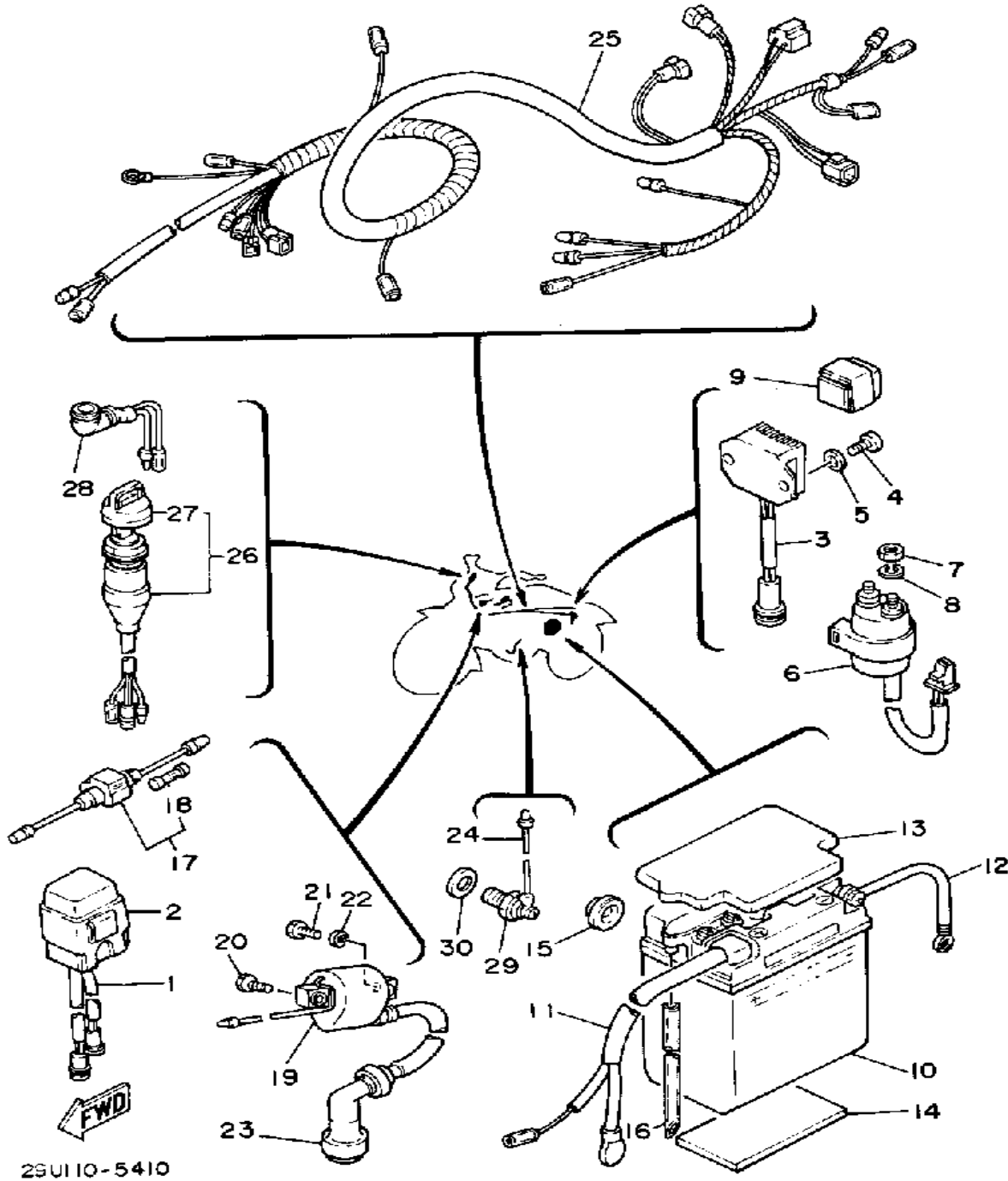
Ref. No.	Part Number	Description	Qty	Remarks
1	29U-84311-00-00	BODY, HEADLIGHT .....	1	UR COMP YEL
	29U-84311-20-00	BODY, HEADLIGHT .....	1	UR SKY BLUE
2	4U3-23395-00-00	EMBLEM .....	1	
3	(21V-84310-00-00)	HEADLIGHT UNIT ASSEMBLY .	1	
4	21V-84314-00-00	. BULB, HEAD LIGHT (12V-45/45W) .....	1	
5	21V-84312-00-00	. SOCKET .....	1	
6	21V-84320-00-00	. LENS ASSEMBLY .....	1	
7	21V-84335-00-00	. SPRING .....	1	
8	1M1-84524-60-00	. SCREW, LENS FITTING .....	1	
9	21V-84334-00-00	. NUT, ADJUSTING .....	1	
10	21V-84316-00-00	. NUT, BODY FITTING .....	2	
11	97702-40614-00	SCREW, TAPPING .....	2	
12	90387-060G8-00	COLLAR .....	3	
13	90480-14412-00	GROMMET .....	3	
14	98580-06030-00	SCREW PAN HEAD .....	3	
15	92995-06100-00	WASHER, SPRING .....	3	

# TAILLIGHT



Ref. No.	Part Number	Description	Qty	Remarks
1	52H-84710-00-00	TAILLIGHT UNIT ASSEMBLY ..	1	
2	21V-84721-00-00	. LENS, TAILLIGHT .....	1	
3	1K8-84523-00-00	. GASKET, LENS .....	1	
4	97780-40130-00	. SCREW, PANHEAD TAPPING (97701-40130-00) .....	2	
5	3GD-84714-00-00	. BULB (12V-7.5W) .....	1	
6	90202-14077-00	WASHER, PLATE .....	2	
7	90480-14088-00	GROMMET .....	2	
8	90560-07007-00	SPACER .....	2	
9	90201-06074-00	WASHER, PLATE .....	2	
10	95380-06600-00	NUT .....	2	
11	92995-06100-00	WASHER, SPRING .....	2	

# ELECTRICAL 1

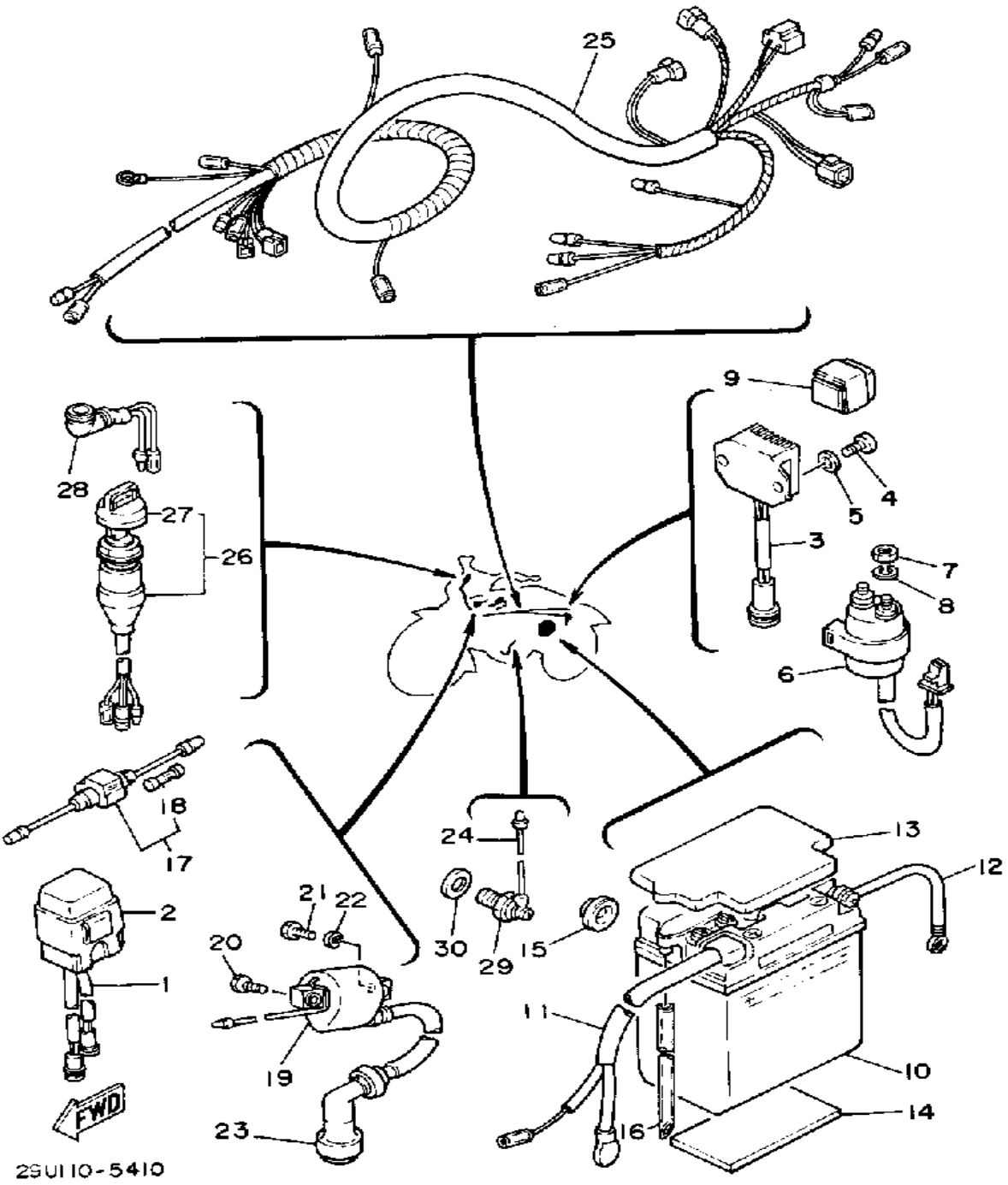


Ref. No.	Part Number	Description	Qty	Remarks
1	29U-85540-21-00	CDI UNIT ASSEMBLY	1	
2	2A7-85546-00-00	BAND	1	
3	29U-81960-90-00	RECTIFIER/REG ASSYREGULATOR ASSEMBLY	1	
4	98503-06014-00	SCREW, PAN HEAD (92502-06016)	2	
5	90201-061A5-00	WASHER, PLATE	2	
6	3AY-81940-00-00	STARTER RELAY ASSEMBLY	1	U.R.
7	95380-06700-00	NUT	2	
8	92995-06100-00	WASHER, SPRING	2	
9	29U-81950-93-00	RELAY ASSEMBLY	1	
10	BTG-GM14A-Z4-A0	GS GM14AZ-4A	1	
11	29U-82115-00-00	WIRE, PLUS LEAD	1	
12	29U-82116-00-00	WIRE, MINUS LEAD	1	
13	24W-82129-00-00	COVER, BATTERY	1	
14	5X2-24183-00-00	DAMPER, LOCATING 3	1	
15	371-82121-00-00	PAD, BATTERY	3	
16	3L5-82112-00-00	PIPE, BREATHER	1	
17	29U-82150-00-00	FUSE HOLDER ASSEMBLY	1	
18	1E6-82151-00-00	. FUSE (10A)	2	
19	1UY-82310-41-00	IGNITION COIL ASSEMBLY	1	
20	90109-06723-00	BOLT	1	
21	97023-06020-00	BOLT (3XF)	1	
22	92995-06100-00	WASHER, SPRING	1	
23	1UY-82370-20-00	PLUG CAP ASSEMBLY	1	
24	2JX-82541-00-00	WIRE, LEAD	1	
25	1EV-82590-60-00	WIRE HARNESS ASSEMBLY (29U-82590-60)	1	
26	2FW-82510-02-00	MAIN SWITCH ASSEMBLY	1	
27	24W-82579-00-00	. CAP, KEY	1	

CONTINUED ON NEXT FRAME ►

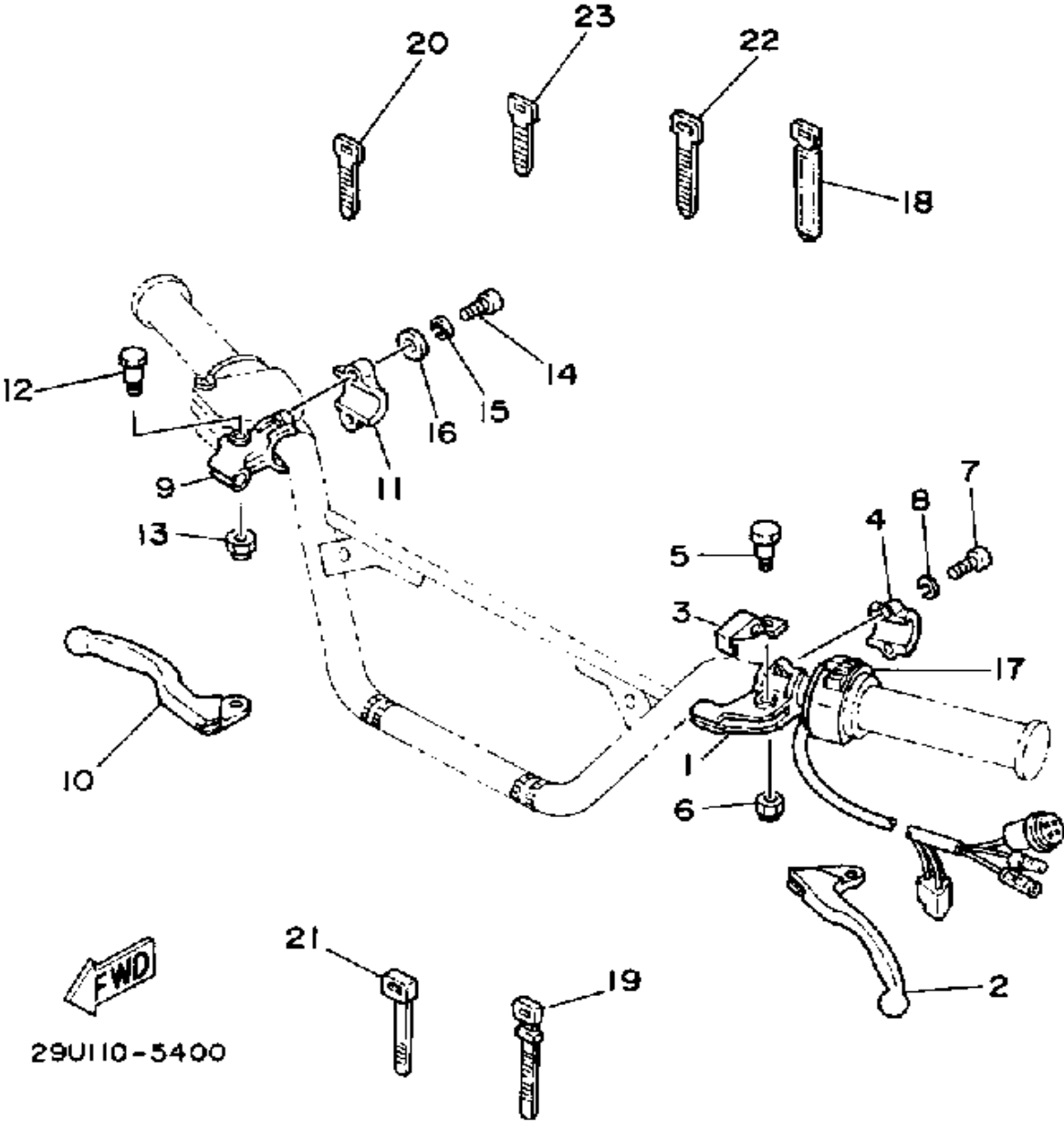
# ELECTRICAL 1

Ref. No.	Part Number	Description	Qty	Remarks
28	123-83516-21-00	. BULB (12V-3.4W) . . . . .	1	
	24W-83530-00-00	PILOT LIGHT ASSEMBLY . . . .	1	
29	24W-82540-00-00	NEUTRAL SWITCH ASSEMBLY	1	
30	90430-10127-00	UNAVAILABLE IN PRICE BOOK	1	



29U110-5410

# HANDLE SWITCH-LEVER



Ref. No.	Part Number	Description	Qty	Remarks
1	38V-82911-00-00	HOLDER, LEVER 1	1	
2	23X-83912-00-00	LEVER 1	1	
3	3X3-83965-00-00	LEVER, LOCK	1	
4	38V-82913-00-00	HOLDER, LEVER LOWER 1	1	
5	2H7-83945-00-00	BOLT, LEVER	1	
6	95601-06100-00	NUT, U	1	
7	98506-05018-00	SCREW, PAN HEAD	2	
8	92906-05100-00	WASHER, SPRING	2	
9	38V-82921-00-00	HOLDER, LEVER 2	1	
10	23X-83922-00-00	LEVER 2	1	
11	38V-82913-00-00	HOLDER, LEVER LOWER 1	1	
12	90109-06797-00	BOLT	1	
13	95601-06100-00	NUT, U	1	
14	98506-05018-00	SCREW, PAN HEAD	2	
15	92906-05100-00	WASHER, SPRING	2	
16	90201-08083-00	WASHER, PLATE	1	
17	29U-83973-02-00	SWITCH, HANDLE 3	1	
18	341-26397-01-00	BAND	1	
19	25G-83936-01-00	BAND, SWITCH CORD	1	
20	437-83936-01-00	BAND, SWITCH CORD	3	
21	12R-82591-00-00	BAND	1	
22	437-83936-11-00	BAND, SWITCH CORD	1	
23	437-83393-61-00	UNAVAILABLE IN PRICE BOOK	1	

29U110-5400

TRI-MOTO	DATE 2/15/85
----------	--------------

## YTM225DXN 1985 SERVICE DATA

<b>MODEL - IBM I.D. NUMBER</b>	YTM225DXN 29U
Initial Engine Number / Frame Number	29U-100101 / JY329U00( )FC100101
Fuel Type / Total Fuel Tank Capacity / Reserve Cap.	Regular / 9.5 Lit (2.5 gal) / 2.4 Lit (0.6 gal)

<b>ENGINE TYPE</b>	4-Stroke, SOHC Single
Bore / Stroke / Number Cylinders / Displacement	70mm / 58.0mm / 1 / 223cc
Compression Ratio / Compression Pressure Min~Max	8.8:1 / STD: 9kg/cm <sup>2</sup> (128 psi)
Piston Skirt Clearance New / Max	0.025 ~ 0.045mm / 0.10mm
Ring End Gap Top / 2nd / 3rd	0.15 ~ 0.30mm / 0.15 ~ 0.30mm / 0.30 ~ 0.90mm
Valve Clearance (Cold) Intake / Exhaust	0.50 ~ 0.09mm / 0.11 / 0.15mm
Oiling System	Wet Sump
Capacity: Dry	1800cc (1.9 qts)
Oil & Filter Change / Oil Change Only	1500cc (1.6 qt) / 1500cc (1.6 qt)
Oil Filter Part Number	5H0-13440-00-00
Lubricant: Temp Above 5°C (40°F)	Yamalube 4* or SAE 20W40 SE or SF
Temp Below 15°C (60°F)	SAE 10W30 SE or SF
Cooling System / Capacity / Cap Opening Pressure	Air/φ/φ
Coolant Type / Mixing Ratio	φ/φ

<b>AUTOLUBE - Min Stroke / Color Code</b>	φ
Minimum Output @ 200 Cycles	φ
Maximum Output @ 200 Cycles	φ

<b>CARBURETOR - Manufacturer / Type / I.D. Number</b>	Mikuni / VM24SH / 29U-01
Main Jet / Pilot Jet / Pilot Screw (Turns Out)	112.5 / 20 / 1 ~ 2
Needle Jet / Jet Needle-Clip Position	N-8 / 5L10-3
Slide Cutaway	3.5
Float Height / Fuel Level	21.5 ± .5mm / 3.0 ± 1.0mm
Idle rpm	1400 rpm ± 50 rpm
Max CO <sub>e</sub> / Max HC <sub>e</sub> / Set CO	φ / φ / 4%

<b>SUSPENSION</b>	
Front: Oil Type / Level / Qty	10 Wt. Fork Oil* / φ / 117cc
Gas or Air Pressure Min~Max / Standard	φ
Spring Length Standard	506.1mm
Rear: Gas or Air Pressure Min~Max / Standard	φ
Minimum Brake Lining Thickness Front / Rear	2.0mm/1.5mm
Tire Size / Nominal Pressure: Front	22 x 11-8 / 0.15 Kg/cm <sup>2</sup> (2.1psi)
Rear	22 x 11-8 / 0.15 Kg/cm <sup>2</sup> (2.1psi)

<b>TRANSMISSION - Oil Type / Qty Change / Qty Dry</b>	See ENGINE Above
Secondary Drive Type / Teeth / Chain	Shaft Drive / 19-18 x 43-12 / φ
Middle Gear Case Capacity	φ
Final Gear Case Capacity	130cc
Gear Case Lubricant	SAE 80W90 Hypoid Gear Oil GL-4

SERVICE COPY	SER MGR	MECH	MECH	MECH	BINDER
OFFICE COPY	GEN MGR	SALES	PARTS	BINDER	PAGE 1 OF 2

<b>CHARGING SYSTEM</b>	Flywheel Magneto
Battery: Model / Specific Gravity / Charge Rate	GM14AZ-4A (12V14A) / 1.280 / 1.4A
Maximum Output	4.0A @ 8000 rpm
Field Coil Color Code / Ω	φ
Stator Coil Color Code / Ω	φ
Charge Coil Color Code / Ω	Wht ~ Blk / 0.4Ω ± 10%

<b>IGNITION SYSTEM</b>	Capacitor Discharge
Ignition Timing	10° @ 1000 rpm Full Adv. 30° @ 6000 rpm
Spark Plug Type	NGK D7EA or X22ES-U
Spark Plug Gap / Torque / Cap Ω	0.6~0.7mm / 1.75 m·kg (12.6 ft·lbs) / 10KΩ
Ignition Coil Test Gap / Primary Ω / Secondary Ω	6mm / 0.85Ω ± 15% / 5.9K Ω ± 15%
Pulser Coil or Pickup Coil Color Code / Ω	Wht-Grn~Wht-Red / 196Ω ± 10%
Source Coil Color Code / Ω	Brn ~ Blk / 381Ω ± 10%

<b>LIGHTING SYSTEM</b>	
Headlight / Taillight / Signal Rating	12V45-45W / 12V8W / φ
Lighting Coil Color Code / Ω	Yel-Red ~ Blk / 0.34Ω ± 10%

<b>TORQUE VALUES</b>	
Front Axle Nut	M14: 5.0m·kg (36 ft·lbs)
Front Axle Holder Nut	φ
Rear Axle Nut	M20: 13.0 m·kg (93 ft·lbs)
Rear Axle Pinch Bolt	φ
Clutch Nut	NA
Drain Plug	M35: 4.3 m·kg (31 ft·lbs)
Flywheel Nut	M10: 5.0 m·kg (36 ft·lbs)
Cylinder Head Cover	M6: 1.0 m·kg (7.2 ft·lbs)
Cylinder Head:	M8: 2.2 m·kg (16 ft·lbs)
Engine Mounting Bolts:	M8: 3.3 m·kg (24 ft·lbs)

φ = Does Not Apply to This Model

\* = Available from YPDI

NA = Information Not Available

⊕ = For Diagnostic Use Only

### SERVICE LITERATURE

PUBLICATION	PART NUMBER	REMARKS
Owner's Manual	LIT-11626-04-59	Same as YTM225DXK Same as YTM225DXL supp. to YT/YTM Basic Assembly Manual (03-88)
Service Manual	LIT-11616-YT-05	
Assembly Manual	LIT-11666-04-34	

CHARGING SYSTEM	
Battery: Model / Specific Gravity / Charge Rate	Flywheel Magneto GM14AZ-4A (12V14A) / 1.280 / 1.4A
Maximum Output	4.0A @ 8000 rpm
Field Coil Color Code / $\Omega$	$\phi$
Stator Coil Color Code / $\Omega$	$\phi$
Charge Coil Color Code / $\Omega$	Wht ~ Blk / $0.4\Omega \pm 10\%$

IGNITION SYSTEM	
Ignition Timing	Capacitor Discharge 10° @ 1000 rpm Full Adv. 30° @ 6000 rpm
Spark Plug Type	NGK D7EA or X22ES-U
Spark Plug Gap / Torque / Cap $\Omega$	0.6~0.7mm / 1.75 m·kg (12.6 ft-lbs) / 10K $\Omega$
Ignition Coil Test Gap / Primary $\Omega$ / Secondary $\Omega$	6mm / $0.85\Omega \pm 15\%$ / $5.9K \Omega \pm 15\%$
Pulser Coil or Pickup Coil Color Code / $\Omega$	Wht-Grn~Wht-Red / $196\Omega \pm 10\%$
Source Coil Color Code / $\Omega$	Brn ~ Blk / $381\Omega \pm 10\%$

LIGHTING SYSTEM	
Headlight / Taillight / Signal Rating	12V45-45W / 12V8W / $\phi$
Lighting Coil Color Code / $\Omega$	Yel-Red ~ Blk / $0.34\Omega \pm 10\%$

TORQUE VALUES	
Front Axle Nut	M14: 5.0m·kg (36 ft-lbs)
Front Axle Holder Nut	$\phi$
Rear Axle Nut	M20: 13.0 m·kg (93 ft-lbs)
Rear Axle Pinch Bolt	$\phi$
Clutch Nut	NA
Drain Plug	M35: 4.3 m·kg (31 ft-lbs)
Flywheel Nut	M10: 5.0 m·kg (36 ft-lbs)
Cylinder Head Cover	M6: 1.0 m·kg (7.2 ft-lbs)
Cylinder Head:	M8: 2.2 m·kg (16 ft-lbs)
Engine Mounting Bolts:	M8: 3.3 m·kg (24 ft-lbs)

$\phi$  = Does Not Apply to This Model  
NA = Information Not Available

\* = Available from YPDI  
⊗ = For Diagnostic Use Only

## SERVICE LITERATURE

PUBLICATION	PART NUMBER	REMARKS
Owner's Manual	LIT-11626-04-59	
Service Manual	LIT-11616-YT-05	Same as YTM225DXK
Assembly Manual	LIT-11666-04-34	Same as YTM225DXL supp. to YT/YTM Basic Assembly Manual (03-88)